



US00D411806S

United States Patent [19]
Rousseau

[11] **Patent Number: Des. 411,806**
[45] **Date of Patent: ** Jul. 6, 1999**

[54] **WRIST WATCH**

[75] Inventor: **Xavier Rousseau**, Paris, France

[73] Assignee: **Chaumet International S.A.**, Paris, France

[**] Term: **14 Years**

[21] Appl. No.: **29/097,792**

[22] Filed: **Dec. 14, 1998**

[51] **LOC (6) Cl.** **10-02**

[52] **U.S. Cl.** **D10/32**

[58] **Field of Search** D10/1-40, 122-132;
D11/3-25; 63/1.1, 3, 5, 11; 368/276-277,
280-282, 285

[56] **References Cited**

U.S. PATENT DOCUMENTS

D. 264,945	6/1982	Pennell	D10/32
D. 380,162	6/1997	Chan et al.	D10/32
D. 387,682	12/1997	Luscher	D10/32
D. 402,568	12/1998	Walch	D10/32

OTHER PUBLICATIONS

Swiss Watch & Jewelry Journal—Feb. 1988—p. 311—watch at center.

Primary Examiner—Nelson C. Holtje
Attorney, Agent, or Firm—Bazerman & Drangel PC

[57] **CLAIM**

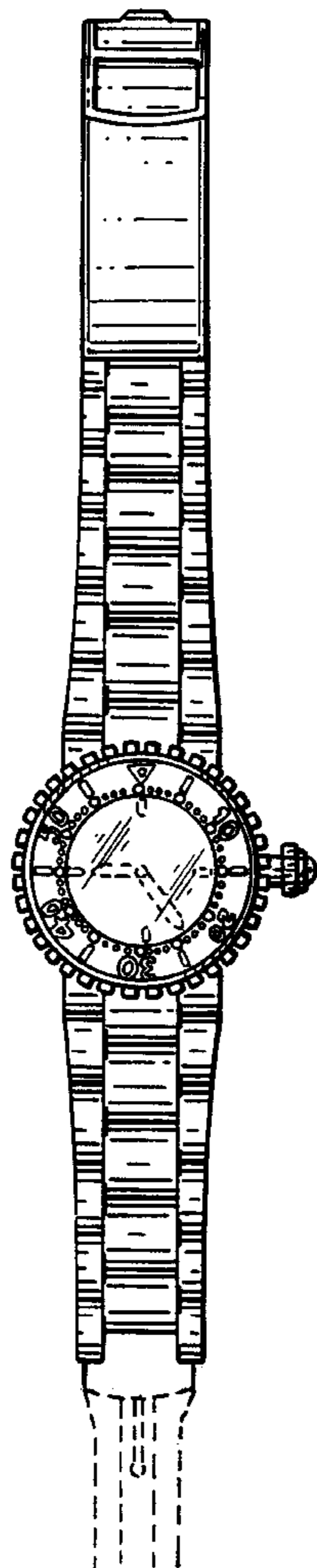
The ornamental design for wrist watch, as shown and described.

DESCRIPTION

FIG. 1 is a front view of the wrist watch showing my new design in open position;
FIG. 2 is a right side view thereof;
FIG. 3 is a left side view thereof;
FIG. 4 is a rear plan view of the wrist watch showing my new design;
FIG. 5 is a top view thereof;
FIG. 6 is a bottom view thereof; and,
FIG. 7 is a right side view of the wrist watch showing my new design in closed position.

The broken line showing of clasp portions is for illustrative purposes only and forms no part of the claimed design.

1 Claim, 3 Drawing Sheets






FIG. 1




FIG. 2



FIG. 3

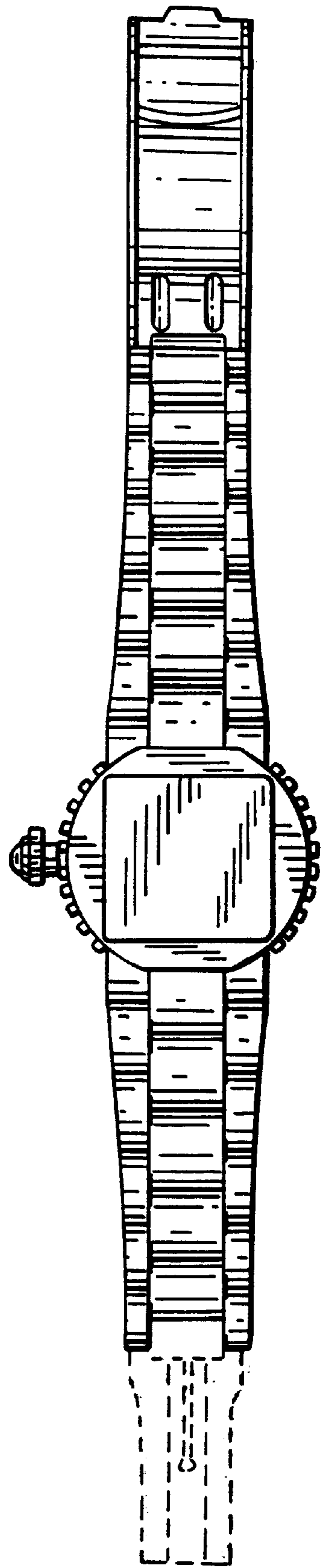


FIG. 4

FIG. 5

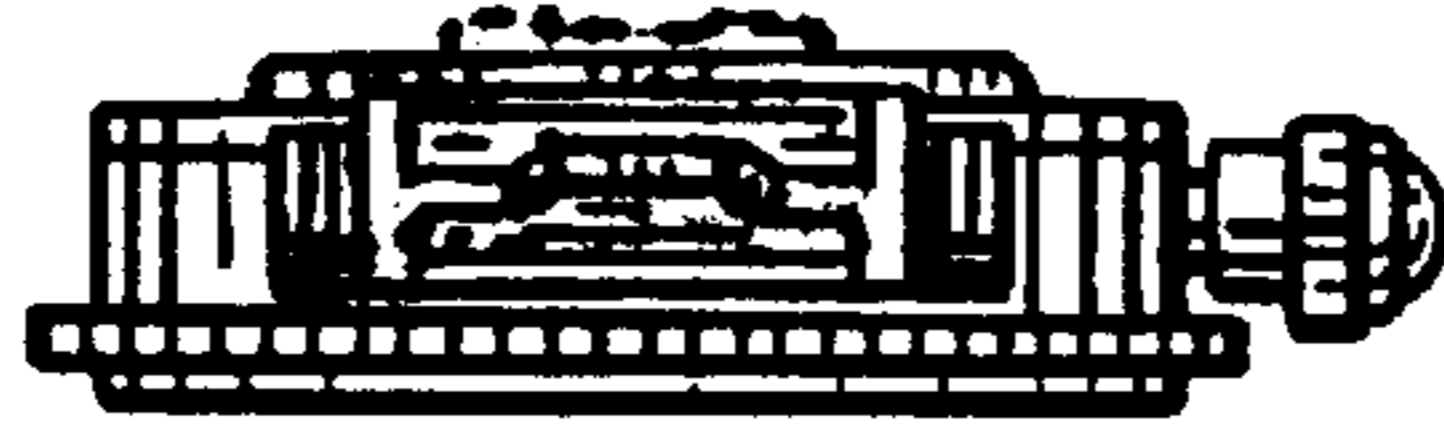


FIG. 6



FIG. 7

