



US00D411805S

United States Patent [19]

[11] **Patent Number: Des. 411,805**

McDowell et al.

[45] **Date of Patent: ** Jul. 6, 1999**

[54] **COIN DISPLAY CLOCK**

[76] Inventors: **Gary Steven McDowell**, 749 Maguire Ave.; **Michael Porcu**, 597A Correll Ave.; **Sandra Conti**, 18 Bar Ct., all of Staten Island, N.Y. 10309

D. 381,918	8/1997	Otto	D10/6
D. 395,607	6/1998	Chae	D10/6
1,850,184	3/1932	Spainhower .	
2,258,535	10/1941	Buranelli	206/78
3,258,113	6/1966	Rohr .	
4,058,916	11/1977	Whyatt	40/107

[**] Term: **14 Years**

FOREIGN PATENT DOCUMENTS

47002 4/1909 Switzerland .

[21] Appl. No.: **29/097,753**

Primary Examiner—Nelson C. Holtje
Attorney, Agent, or Firm—Goldstein & Canino

[22] Filed: **Dec. 9, 1998**

[51] **LOC (6) Cl.** **10-01**

[57] **CLAIM**

[52] **U.S. Cl.** **D10/2; D10/22**

The ornamental design for a coin display clock, as shown and described.

[58] **Field of Search** D10/1-40, 122-132;
368/280-282, 276-277, 285, 10

DESCRIPTION


[56] **References Cited**

FIG. 1 is a diagrammatic perspective view of the coin display clock in full lines with coins shown in broken lines representing environmental association matter being for illustrative purposes only and forming no part of the claimed invention.
FIG. 2 is a front elevational view of the coin display clock.
FIG. 3 is a rear elevational view thereof.
FIG. 4 is a top plan view thereof.
FIG. 5 is a bottom plan view thereof.
FIG. 6 is a left side elevational view of the coin display clock; and,
FIG. 7 is a right side elevational view thereof.

U.S. PATENT DOCUMENTS

D. 35,641	1/1902	Friedman .	
D. 77,083	12/1928	Fontana .	
D. 146,174	1/1947	Dow .	
D. 146,757	5/1947	Webb .	
D. 178,631	9/1956	Bloch .	
D. 283,877	5/1986	Faciane	D10/126
D. 302,399	7/1989	Robert	D10/126
D. 312,787	12/1990	Ives	D10/2
D. 314,355	2/1991	Aydelott	D10/125
D. 329,204	9/1992	Robert	D10/126
D. 338,837	8/1993	Ungacta	D10/7
D. 356,742	3/1995	Chenwu	D10/23

1 Claim, 3 Drawing Sheets






FIG. 1

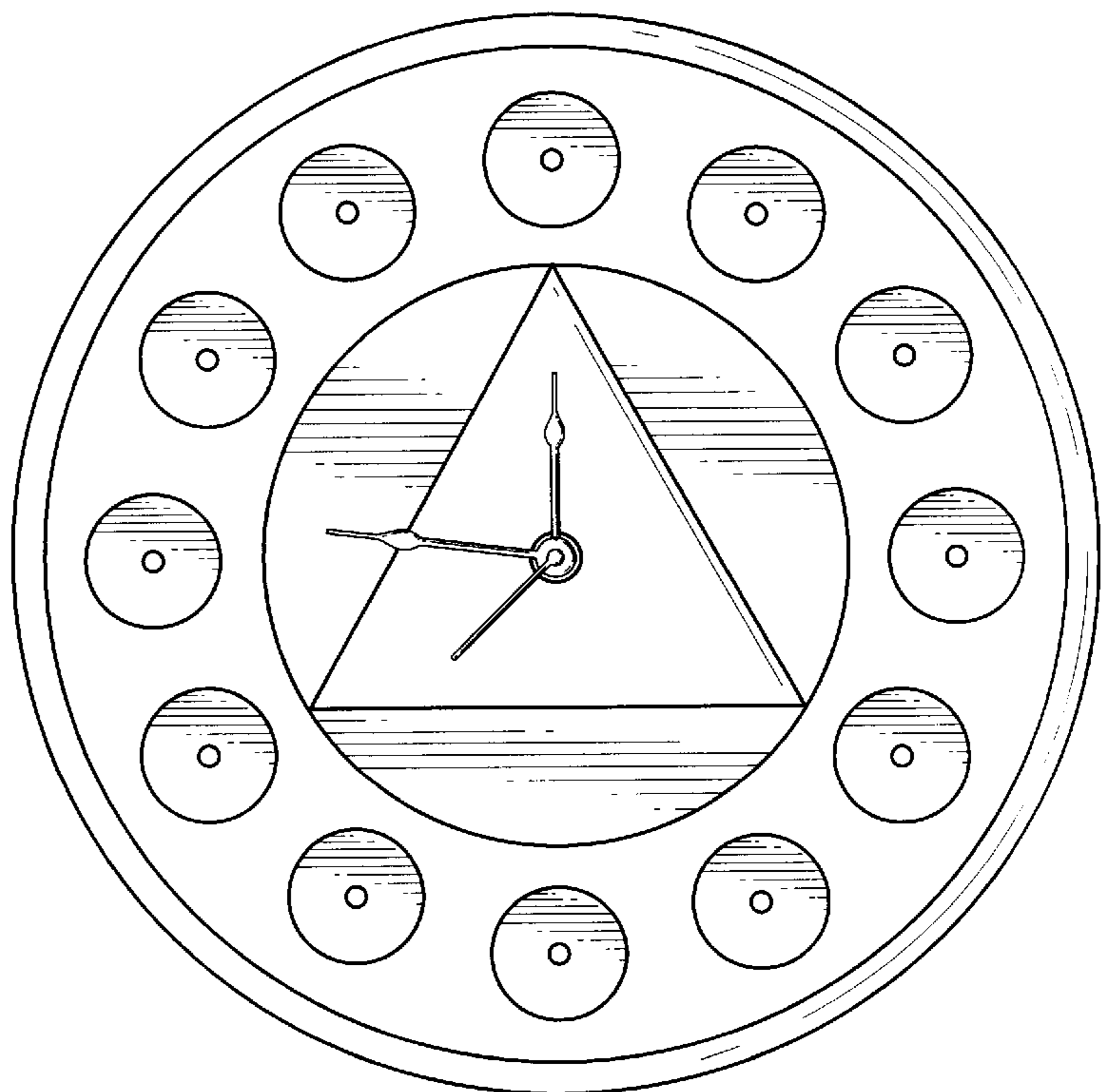


FIG. 2

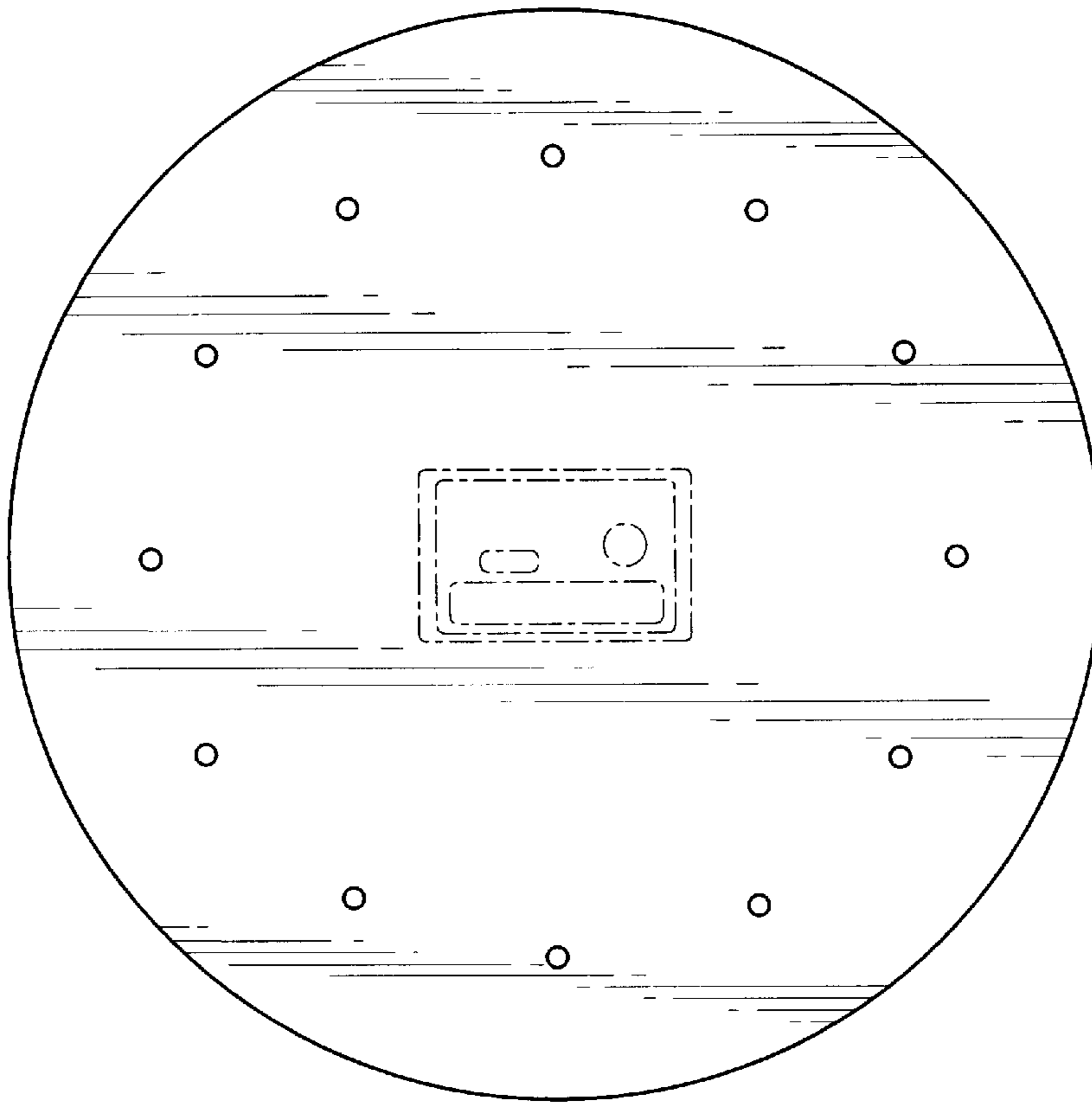


FIG. 3



FIG. 4

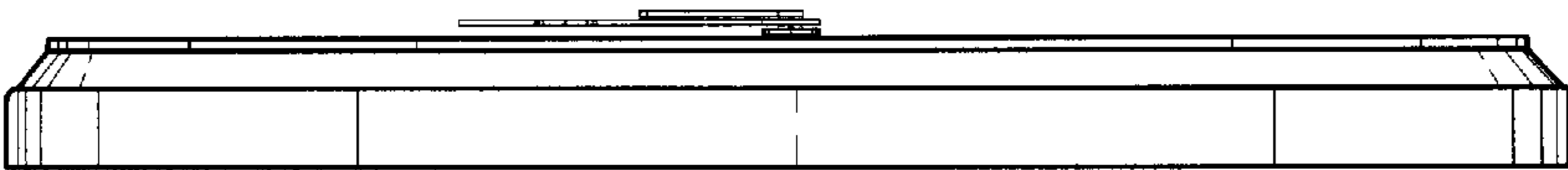


FIG. 5

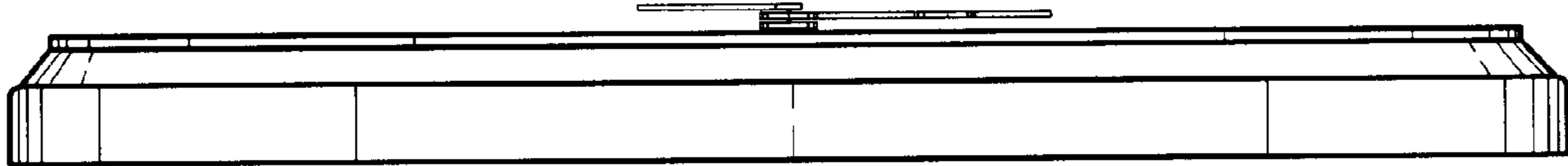


FIG. 6




FIG. 7