



US00D411793S

United States Patent [19]
O'Neil

[11] **Patent Number: Des. 411,793**
[45] **Date of Patent: ** Jul. 6, 1999**

[54] **PULL**

931,388 8/1909 Corbin .

[75] Inventor: **Robert A. O'Neil**, Glen Ellyn, Ill.

OTHER PUBLICATIONS

Superior Brass Cat.; p. 1; pull 3089.

[73] Assignee: **Newell Operating Company**, Freeport, Ill.

Primary Examiner—B. J. Bullock
Attorney, Agent, or Firm—Foley & Lardner

[**] Term: **14 Years**

[57] **CLAIM**

[21] Appl. No.: **29/089,589**

The ornamental design for a pull, as shown and described.

[22] Filed: **Jun. 18, 1998**

DESCRIPTION

[51] **LOC (6) Cl.** **08-06**

FIG. 1 is a top perspective view of a pull showing the new design.

[52] **U.S. Cl.** **D8/305; D8/314**

FIG. 2 is a right side elevation view of the design. The left side elevation view is a mirror image thereof.

[58] **Field of Search** D8/300, 305, 313,

FIG. 3 is a front elevation view of the design.

D8/314; 16/110 R, 124; D11/37, 38, 63

FIG. 4 is a rear elevation view of the design.

[56] **References Cited**

FIG. 5 is a top plan view of the design; and,

U.S. PATENT DOCUMENTS

FIG. 6 is a bottom plan view of the design.

D. 95,926 6/1935 Rettich .


The broken line disclosure in the FIGURES is for illustrative purposes only and forms no part of the claimed design.

D. 213,901 4/1969 Beringer .

D. 384,570 10/1997 Edwards D8/307

390,666 10/1888 Grotholtman .

1 Claim, 1 Drawing Sheet



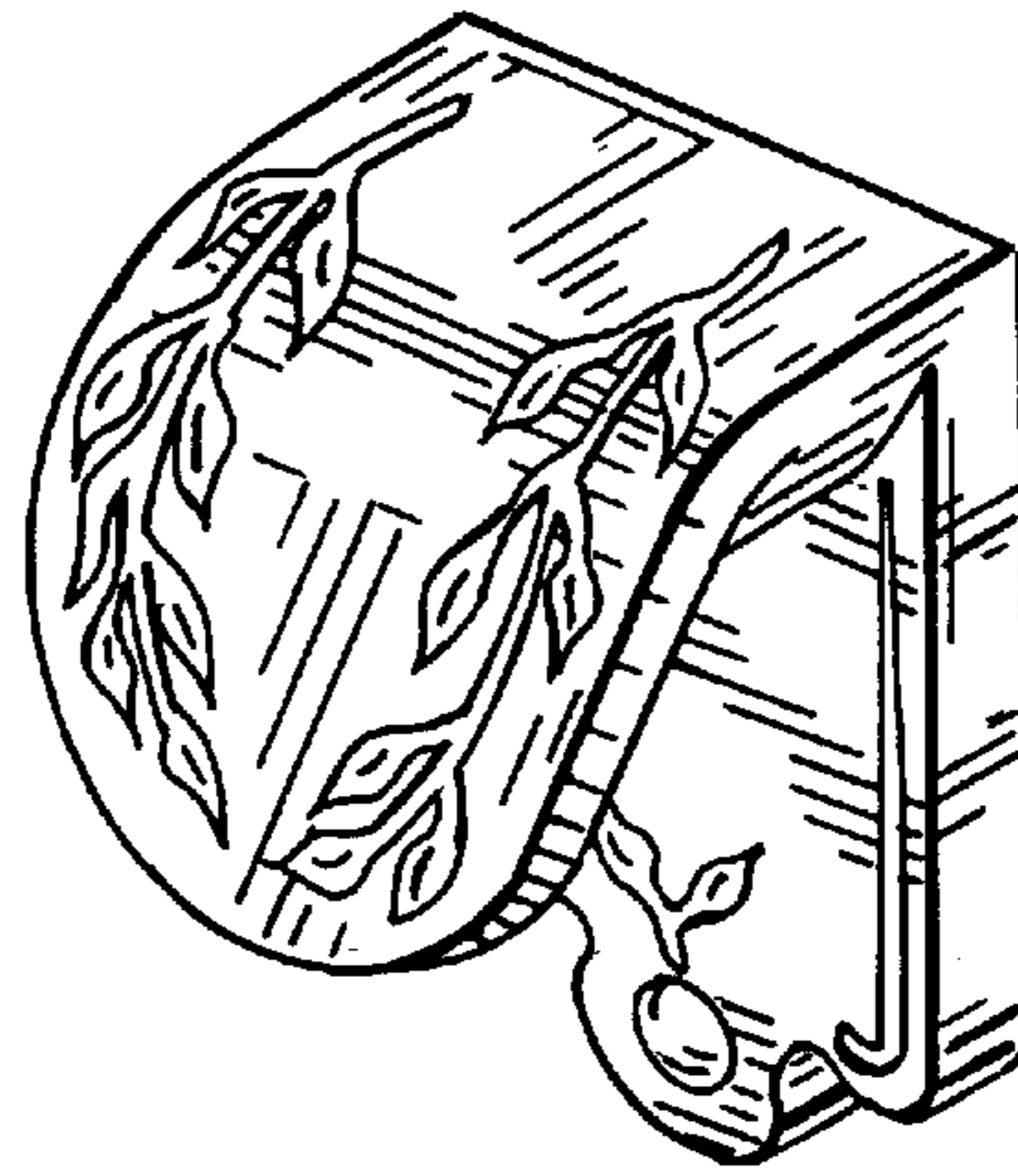


FIG. 1

FIG. 2

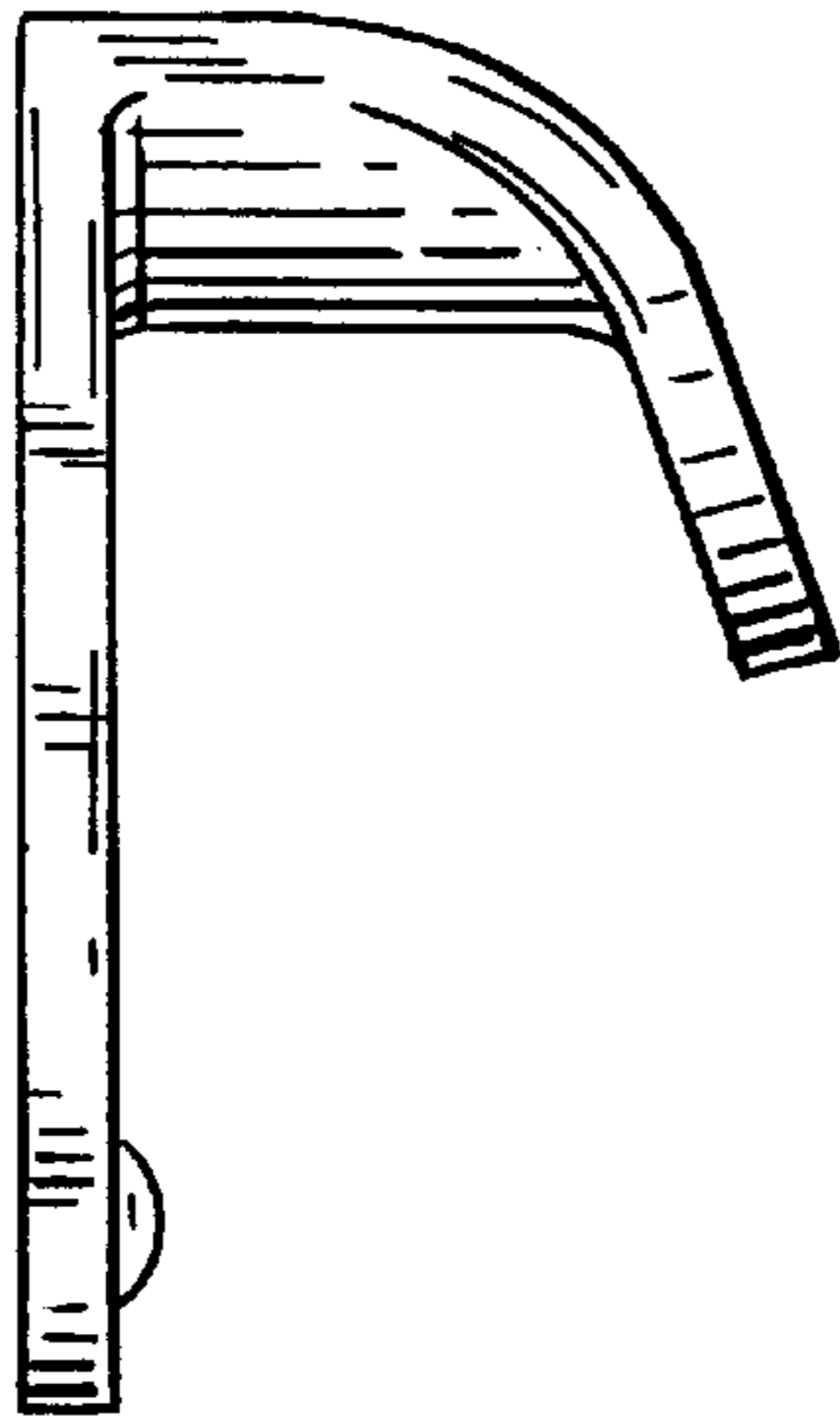


FIG. 3

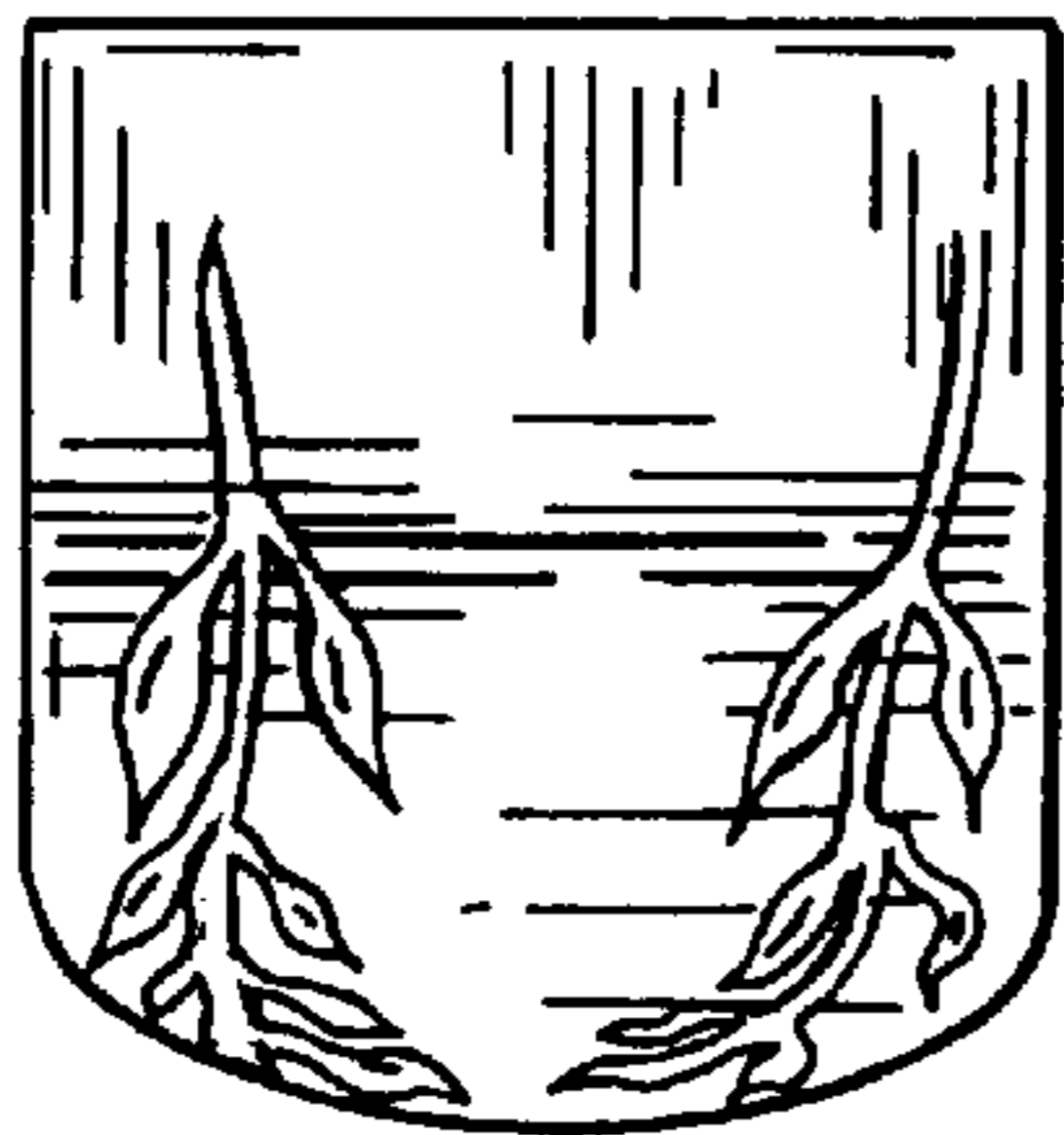



FIG. 5




FIG. 6




FIG. 4