



US00D411765S

# United States Patent [19] Holihan

[11] **Patent Number: Des. 411,765**  
[45] **Date of Patent: \*\* Jul. 6, 1999**

[54] **CARRIER FOR A PRE-PAID TELEPHONE CALLING CARD**

[75] Inventor: **Tom Holihan**, Atlanta, Ga.

[73] Assignee: **MCI Communications Corporation**, Washington, D.C.

[\*\*] Term: **14 Years**

[21] Appl. No.: **29/092,542**

[22] Filed: **Aug. 21, 1998**

[51] **LOC (6) Cl.** ..... **03-01**

[52] **U.S. Cl.** ..... **D3/247; D3/201**

[58] **Field of Search** ..... **D3/201, 247; 150/137, 150/147, 244; 383/38; 206/37, 38, 39.1, 39.6, 425, 484, 575, 815**

[56] **References Cited**

**U.S. PATENT DOCUMENTS**

D. 394,387	5/1998	Williams .	
1,699,865	1/1929	Walton .....	150/147
3,176,836	4/1965	Gunn .....	206/575
3,647,056	3/1972	Jacobson et al. ....	206/38
3,958,690	5/1976	Gee, Sr. ....	150/147
5,224,600	7/1993	Neugebauer .....	150/147
5,740,915	4/1998	Williams .	
5,806,677	9/1998	Storti .....	206/425

**OTHER PUBLICATIONS**

(Ad)—Buchen Sie fue Geschäftsreisen die beste Verbindung nach Hause (Jul. 16, 1998).

*Primary Examiner*—B. J. Bullock

*Assistant Examiner*—Monica A. Weingart

[57] **CLAIM**

The ornamental design for a carrier for a pre-paid telephone calling card, as shown and described.

**DESCRIPTION**

FIG. 1 is a perspective view of a carrier for a pre-paid telephone calling card;

FIG. 2 is a front side elevational view of the carrier for pre-paid telephone calling card depicted in FIG. 1;

FIG. 3 is a back side elevational view of the carrier for a pre-paid telephone calling card depicted in FIG. 1;

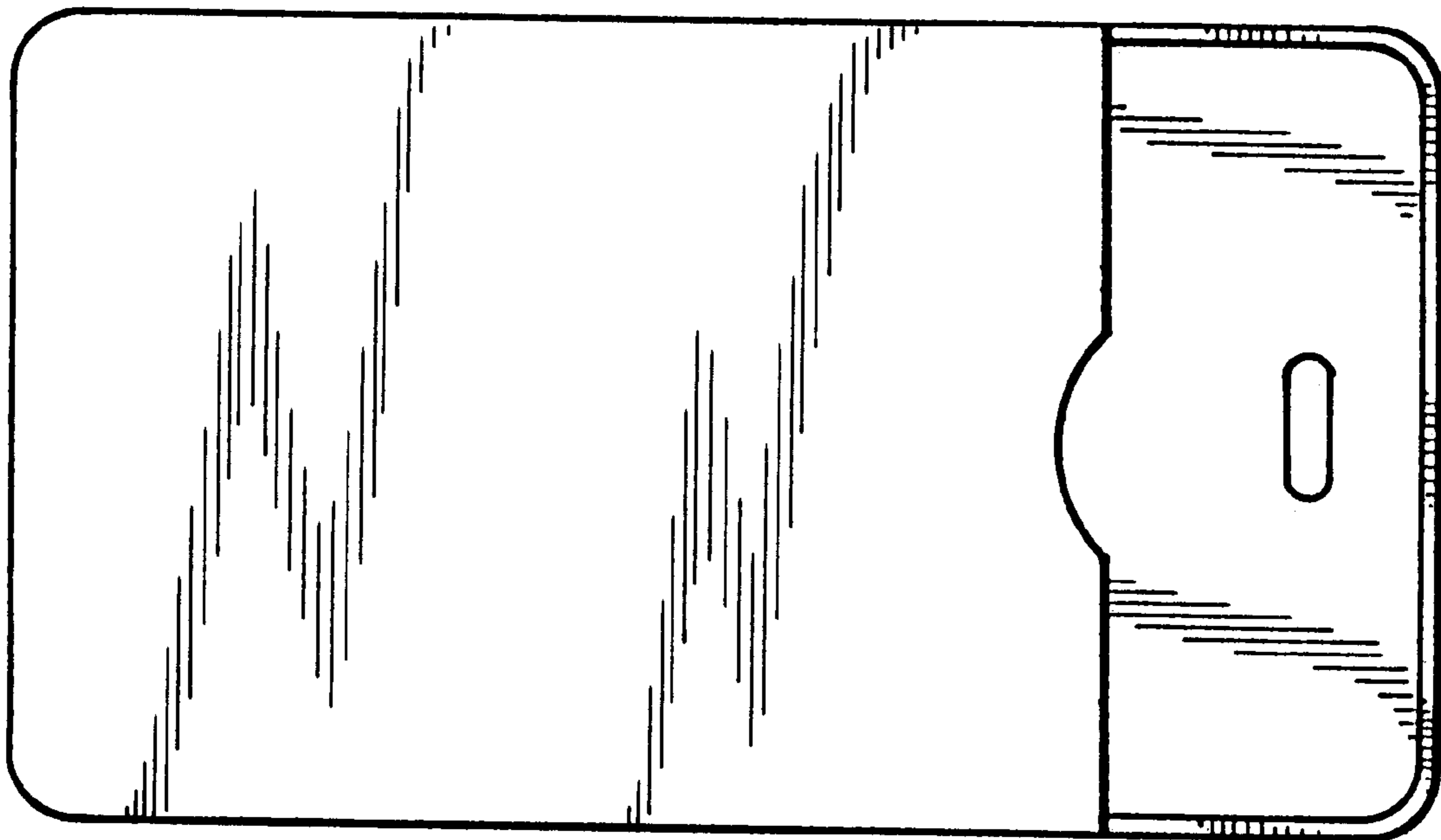
FIG. 4 is a longitudinal elevational view of the carrier for a pre-paid telephone calling card depicted in FIG. 1;

FIG. 5 is a lateral elevational view of the carrier for a pre-paid telephone calling card depicted in FIG. 1; and,

FIG. 6 is a cross section view of the carrier for a pre-paid telephone calling card depicted in FIG. 1 which is taken along the line 6—6 thereof.

The broken line showing of a card and ring in FIG. 1 and flowers in FIG. 3 is for illustrative purposes only and forms no part of the claimed design.

**1 Claim, 2 Drawing Sheets**



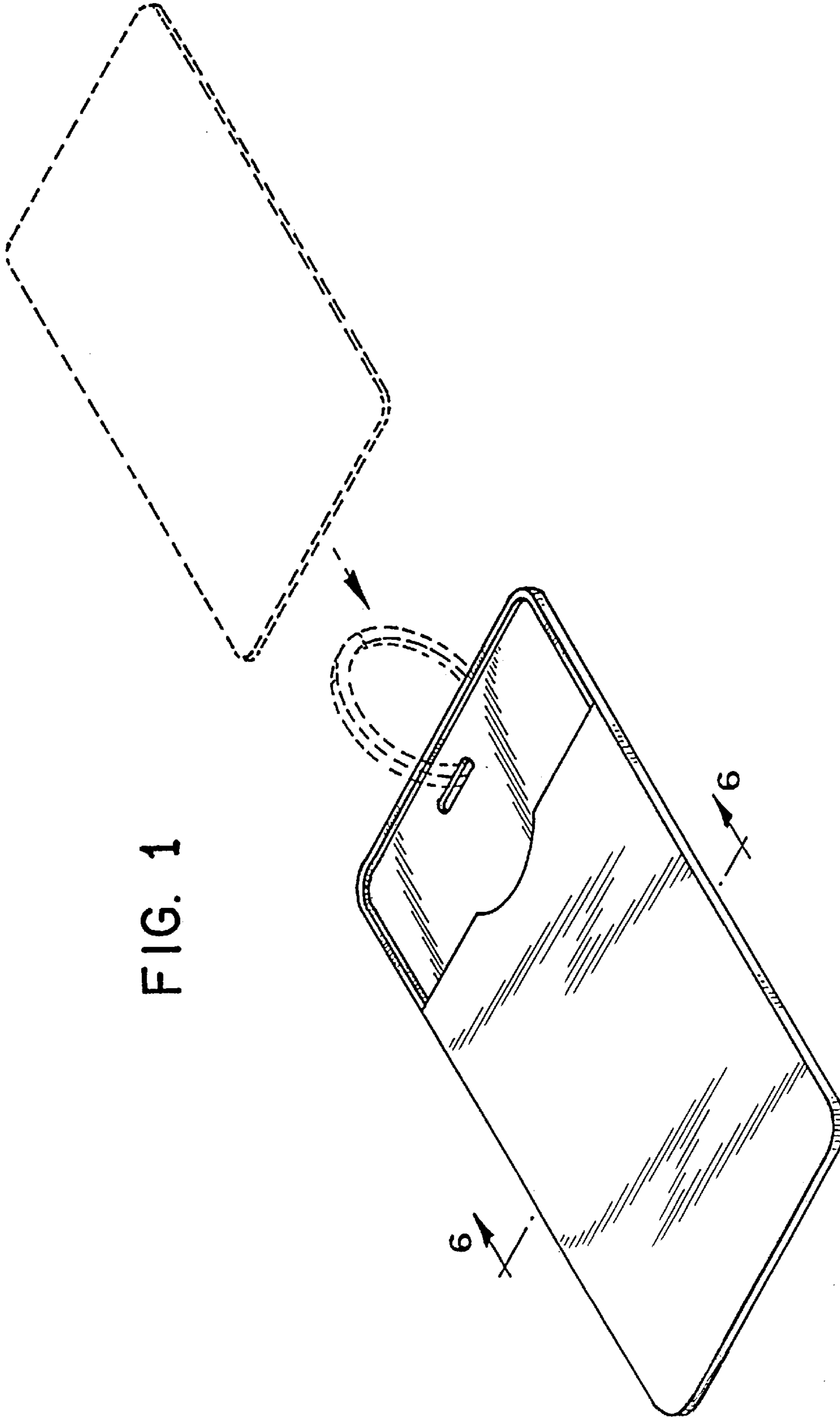


FIG. 1

FIG. 6



FIG. 2

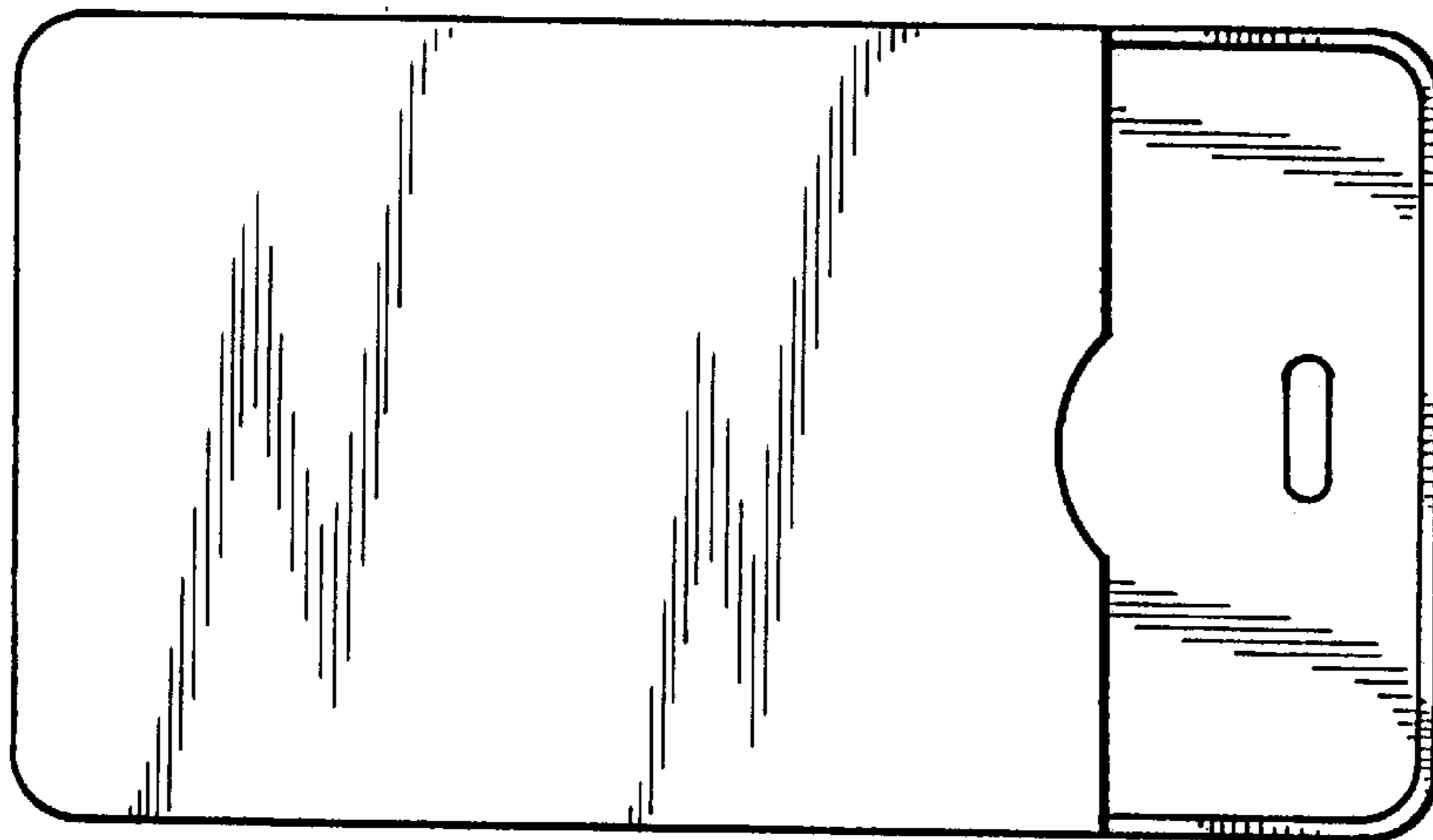


FIG. 3

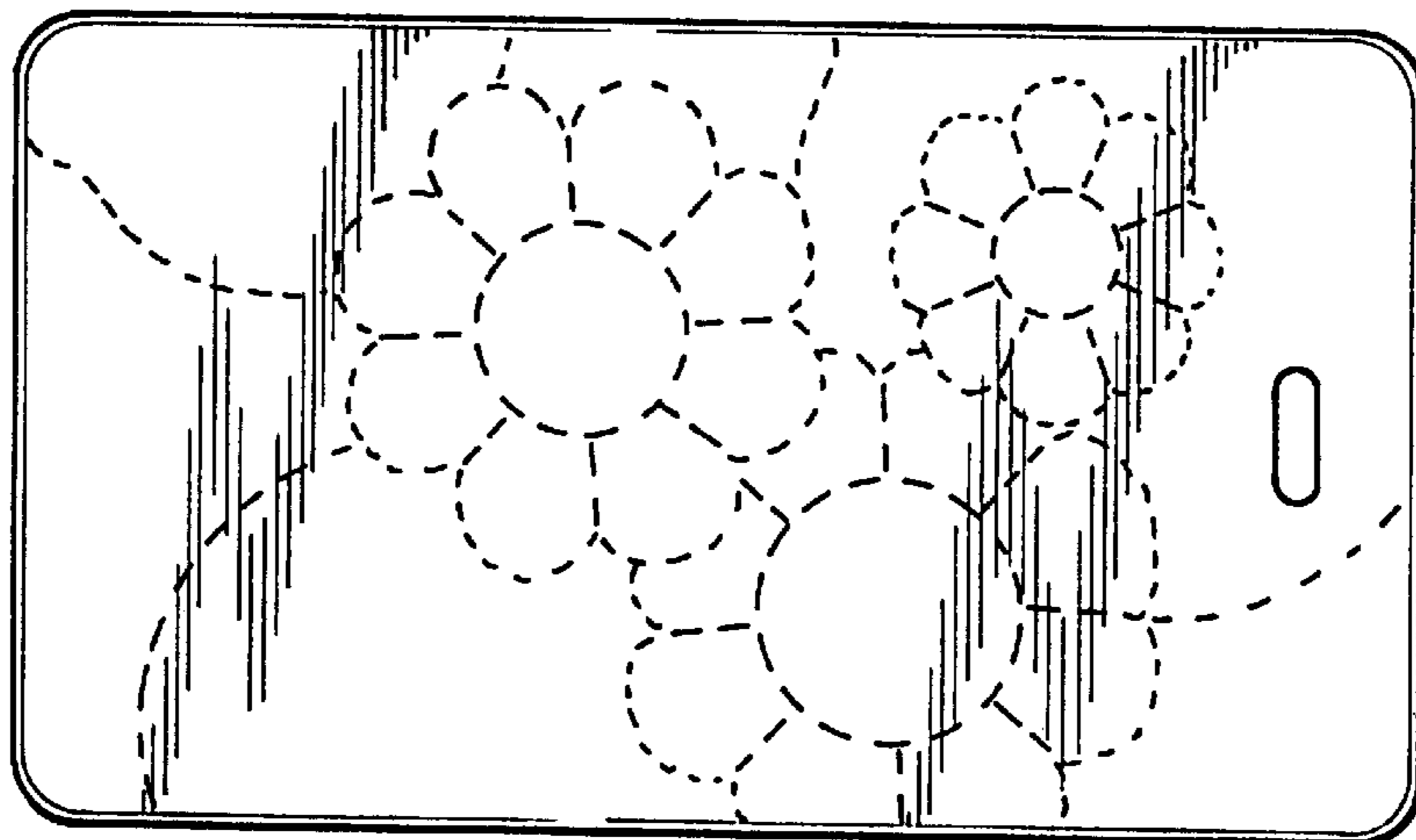


FIG. 4



FIG. 5

