



US00D411761S

United States Patent [19] Lotti

[11] **Patent Number: Des. 411,761**
[45] **Date of Patent: ** Jul. 6, 1999**

[54] **PORTIONS OF A SHOE UPPER**
[75] Inventor: **Martin M. Lotti**, Hillsboro, Oreg.
[73] Assignee: **Nike, Inc.**, Beaverton, Oreg.
[**] Term: **14 Years**
[21] Appl. No.: **29/098,702**
[22] Filed: **Jan. 5, 1999**
[51] **LOC (6) Cl. 02-99**
[52] **U.S. Cl. D2/972**
[58] **Field of Search D2/896, 902, 907,**
D2/909, 910, 969-973; 36/83, 113, 126-131,
45, 50.1

Nike Footwear Catalog, Fall 1998, pp. 10 and 88. Published Dec. 1997.
Nike Footwear Catalog, Spring 1998, p. 8. Published Jun. 1997.
Nike Footwear Catalog, Fall 1997, p. 144. Published Dec. 1996.
Nike Footwear Catalog, Fall 1994, p. 70. Published Nov. 1993.
Nike Footwear Catalog, Spring 1994, p. 64. Published Jun. 1993.
Nike Footwear Catalog, Fall 1992, p. 8. Published Dec. 1991.
Nike Footwear Catalog, Spring 1992, p. 64. Published May 1991.
Nike Footwear Catalog, Fall 1991, p. 152. Published Dec. 1990.

[56] **References Cited**
U.S. PATENT DOCUMENTS

D. 295,916	5/1988	Selbiger .	
D. 334,089	3/1993	Teague .	
D. 334,831	4/1993	Worthington .	
D. 343,722	2/1994	Lucas .	
D. 349,187	8/1994	Close et al.	D2/972
D. 357,573	4/1995	Ng	D2/969
D. 365,200	12/1995	Teague .	
D. 374,339	10/1996	Von Conta .	
D. 384,053	9/1997	Smith, III .	
D. 386,601	11/1997	Cass .	
D. 387,549	12/1997	Rusnak .	
D. 393,353	4/1998	Lozano .	
D. 398,761	9/1998	Smith, III	D2/972
D. 398,770	9/1998	Lozano	D2/972
D. 401,757	12/1998	Mervar	D2/972
D. 407,551	4/1999	Doxey	D2/972

OTHER PUBLICATIONS

Nike Footwear Catalog, Spring 1999, pp. M15, M17, M47 and M48 Published Jun. 1998.
Nike Footwear Catalog, Holiday 1998, p. M31. Published Mar. 1998.

Primary Examiner—Dominic Simone
Attorney, Agent, or Firm—Banner & Witcoff, Ltd.

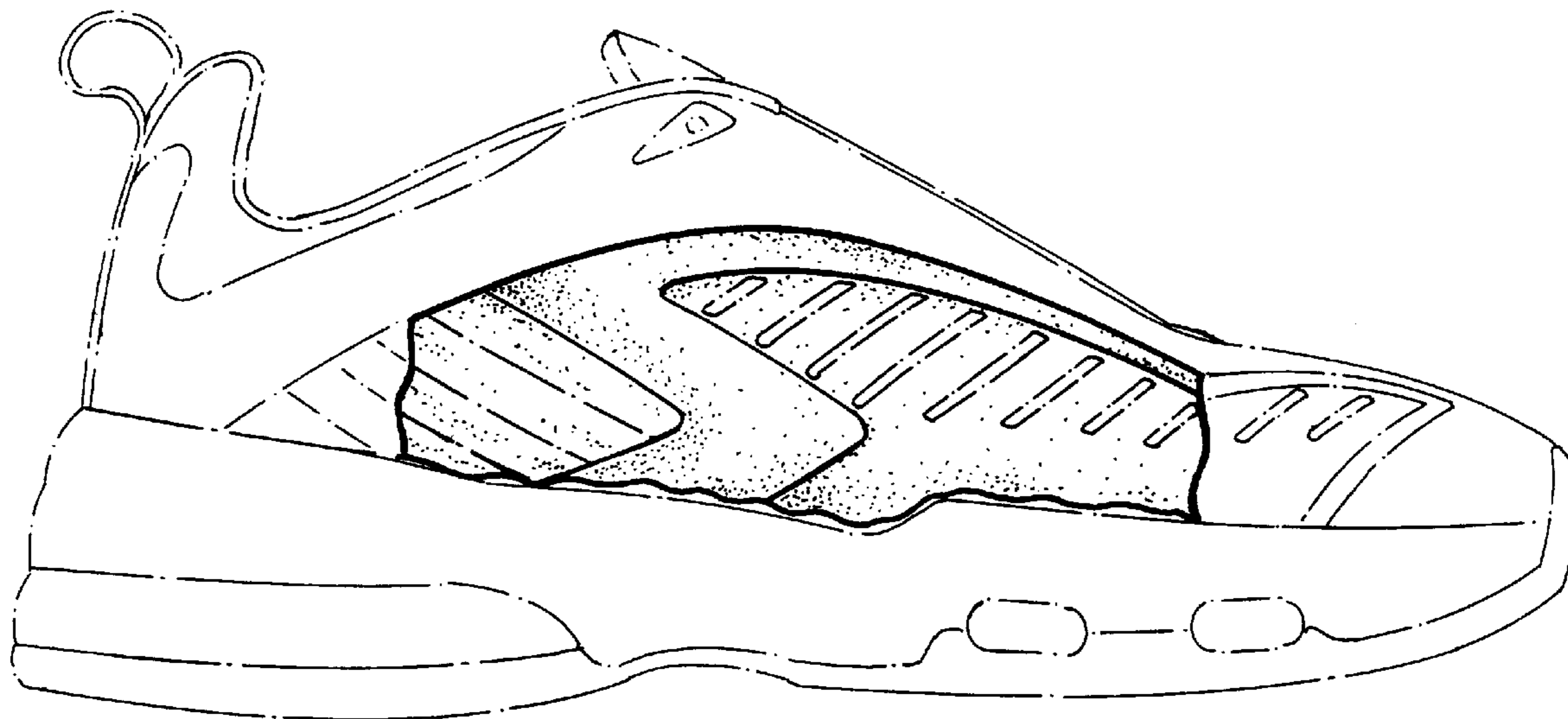
[57] **CLAIM**

The ornamental design for a portion of a shoe upper, as shown and described.

DESCRIPTION

FIG. 1 is a perspective view of a portion of a shoe upper showing my new design;
FIG. 2 is a side elevational view thereof;
FIG. 3 is a front elevational view thereof;
FIG. 4 is a rear elevational view thereof; and,
FIG. 5 is a top plan view thereof.
The uneven broken line showing of the stitching and elongated rectangular elements in the claimed region and the remainder of the shoe is for illustrative purposes only and forms no part of the claimed design.

1 Claim, 2 Drawing Sheets






FIG. 1

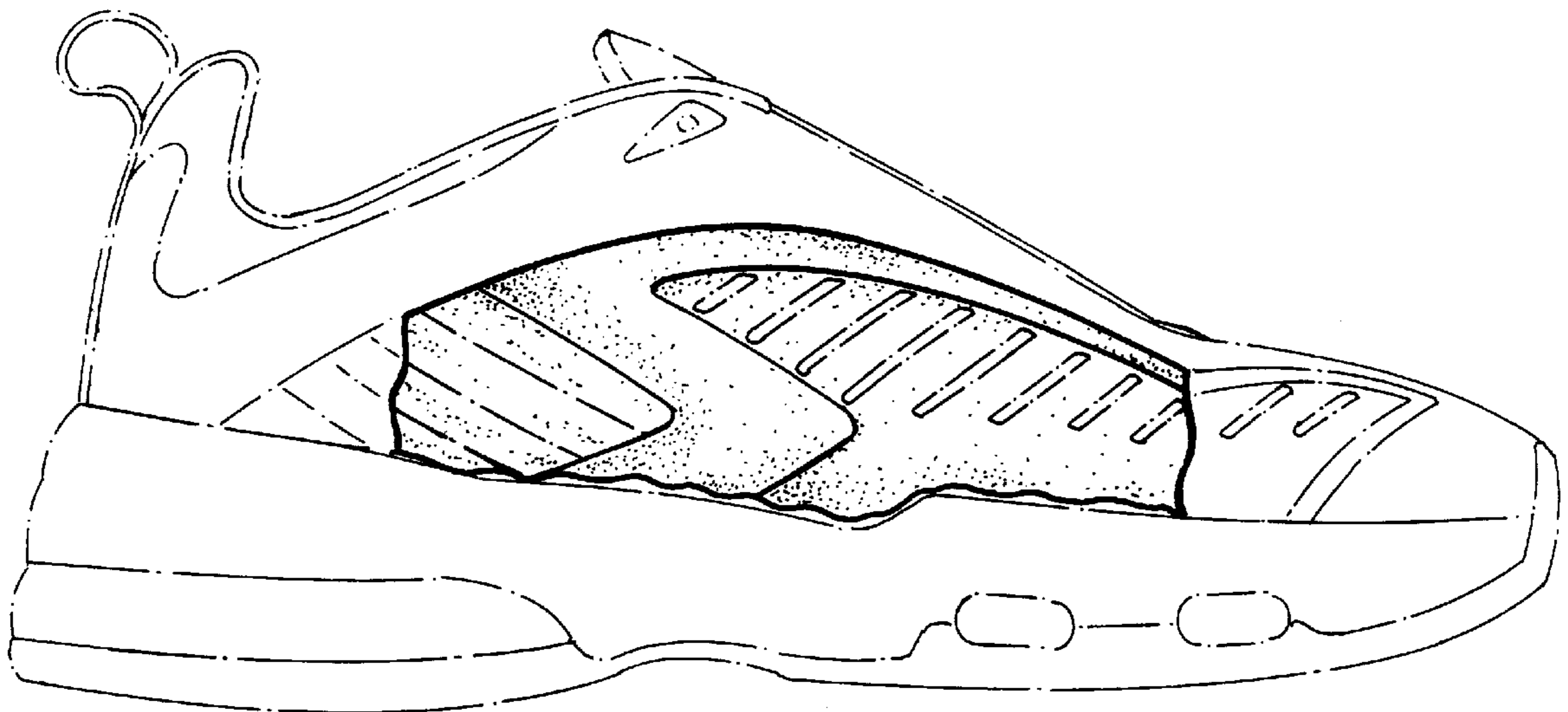


FIG. 2

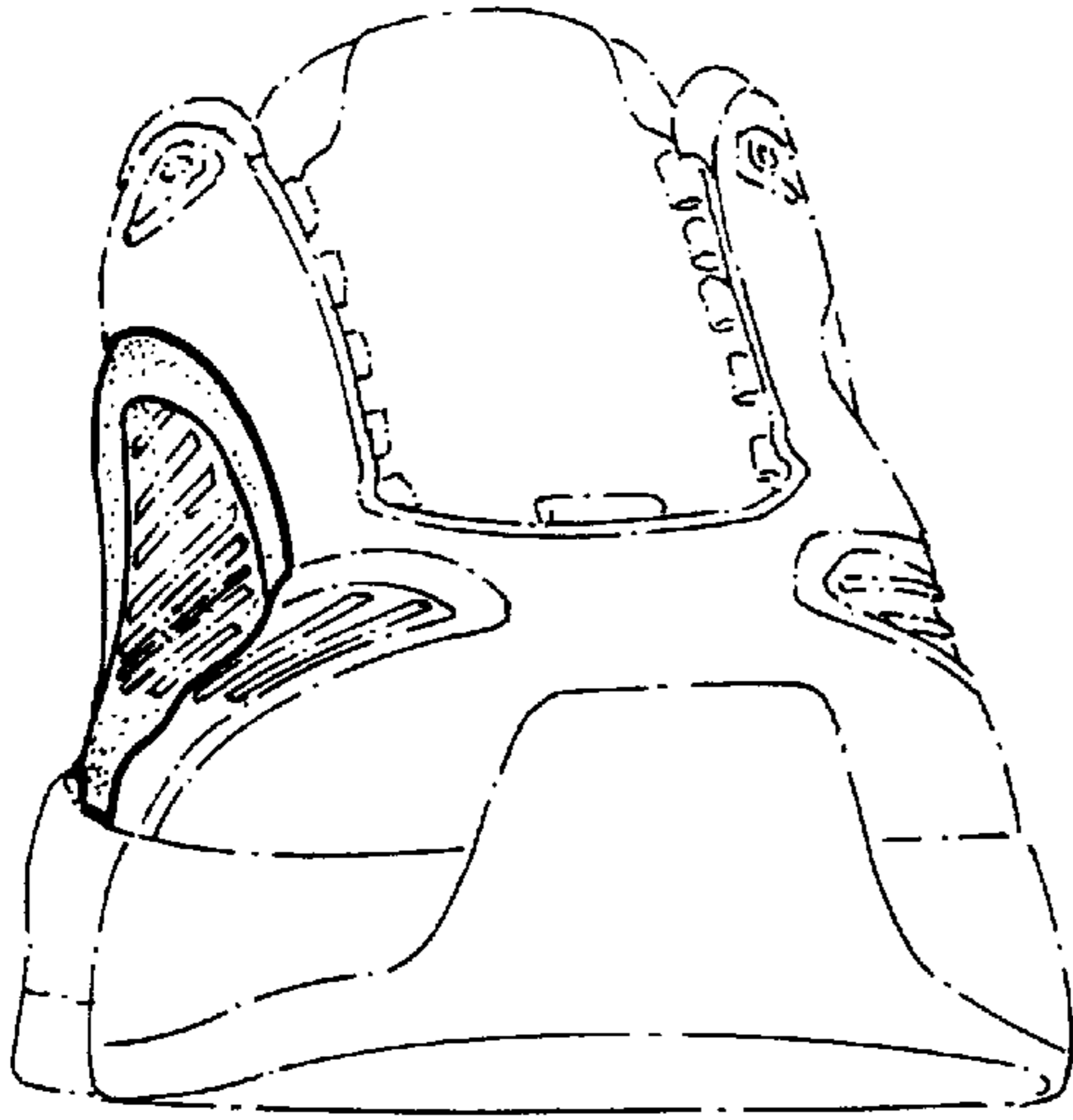


FIG. 3




FIG. 4

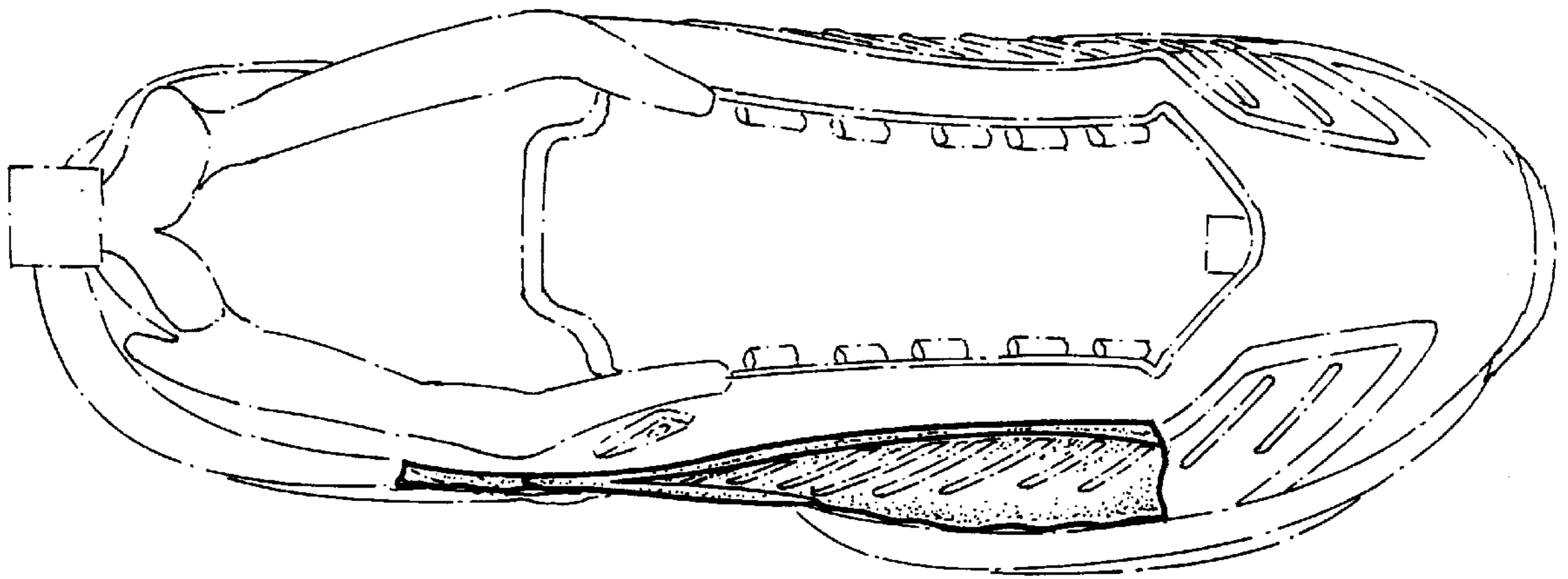


FIG. 5

UNITED STATES PATENT AND TRADEMARK OFFICE
CERTIFICATE OF CORRECTION

PATENT NO. : Des. 411,761
DATED : July 6, 1999
INVENTOR(S) : Martin M. Lotti

It is certified that error appears in the above-identified patent and that said Letters Patent is hereby corrected as shown below:

On the title page: Item [54] and Column 1, line 1,

change "PORTIONS" to --PORTION--

Signed and Sealed this
Twenty-eighth Day of November, 2000

Attest:



Q. TODD DICKINSON

Attesting Officer

Director of Patents and Trademarks