



US00D411750S

United States Patent [19]

[11] **Patent Number: Des. 411,750**

Forecast et al.

[45] **Date of Patent: ** Jun. 29, 1999**

[54] **CONTAINER**

D. 235,092	5/1975	Leary	D9/551
D. 306,262	2/1990	Bit	D9/557
5,024,341	6/1991	DeKerle	D9/502
5,862,929	1/1999	Takeuchi et al.	215/384

[75] Inventors: **Christopher James Forecast; David Kevin Thomson**, both of London; **Stephen Christopher Moore**, Egham, all of United Kingdom

Primary Examiner—Lucy Lieberman
Attorney, Agent, or Firm—Dianne Burkhard

[73] Assignee: **Zeneca Limited**, London, United Kingdom

[**] Term: **14 Years**

[57] CLAIM

[21] Appl. No.: **29/098,013**

We claim the ornamental design for a container, as shown and described.

[22] Filed: **Dec. 18, 1998**

DESCRIPTION

[30] Foreign Application Priority Data

Jun. 30, 1998 [GB] United Kingdom 2075680

FIG. 1 is a top, front and left side perspective view of a container showing our new design.

[51] **LOC (6) Cl.** **09-01**

FIG. 2 is a top plan view.

[52] **U.S. Cl.** **D9/539; D9/520; D9/551; D9/557**

FIG. 3 is an underneath plan view.

[58] **Field of Search** D9/502, 557, 551, D9/539, 520, 540, 555; 215/382, 383, 384, 370, 371

FIG. 4 is a right side elevation of the container, the left side elevation is the same except for the conventional screw threading on the neck; and,

FIG. 5 is a rear view.

[56] References Cited

U.S. PATENT DOCUMENTS

D. 199,869 12/1964 Trombley et al. D9/557

1 Claim, 2 Drawing Sheets

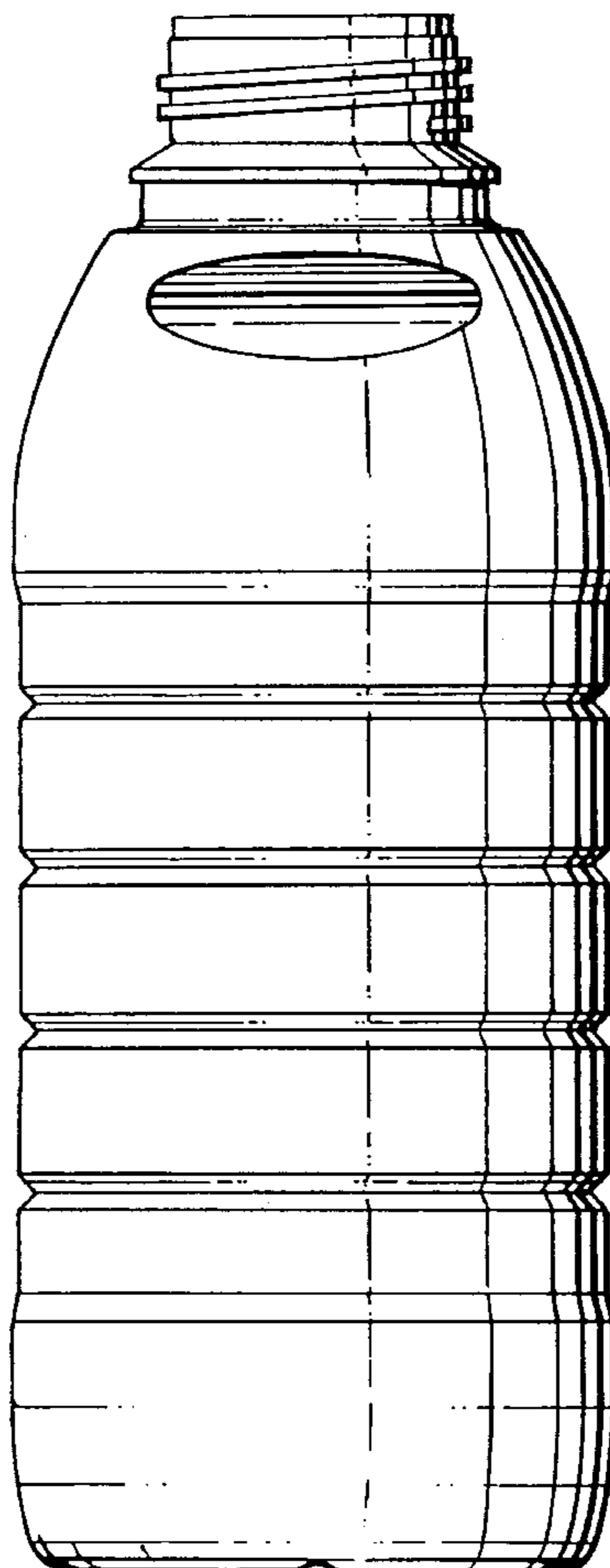


Fig.1.

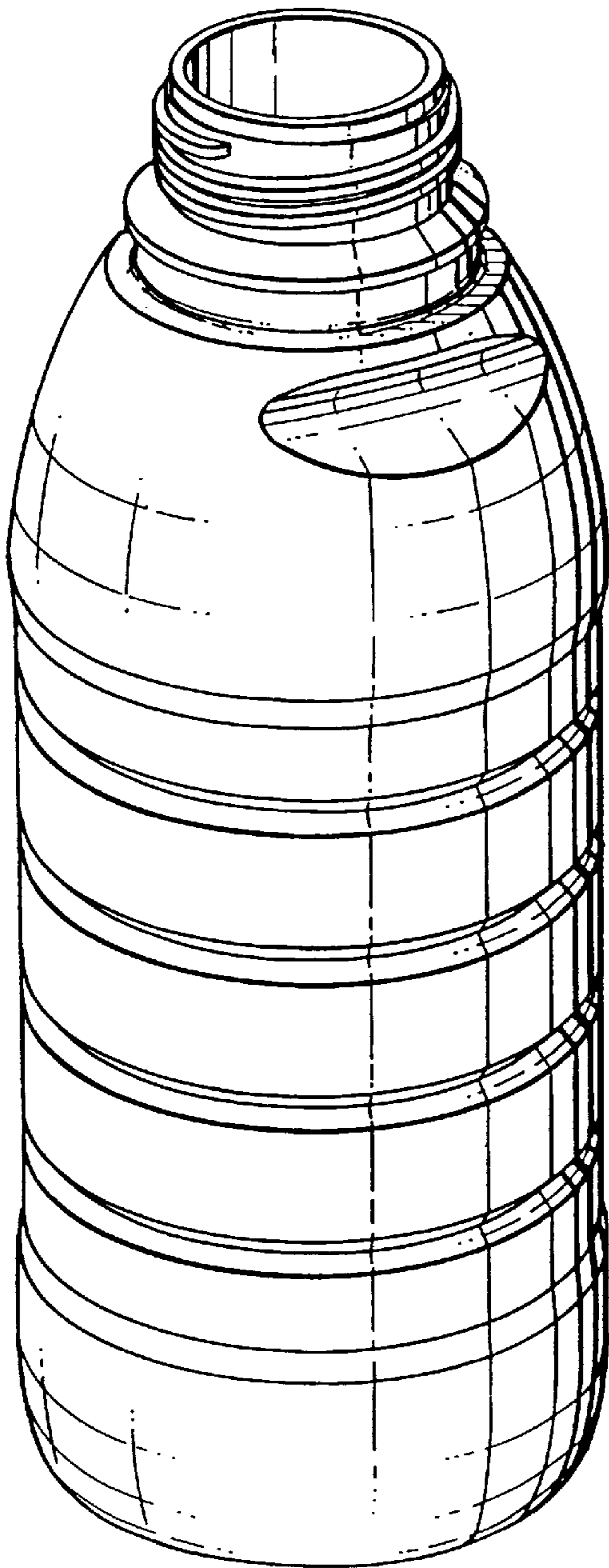


Fig.2.

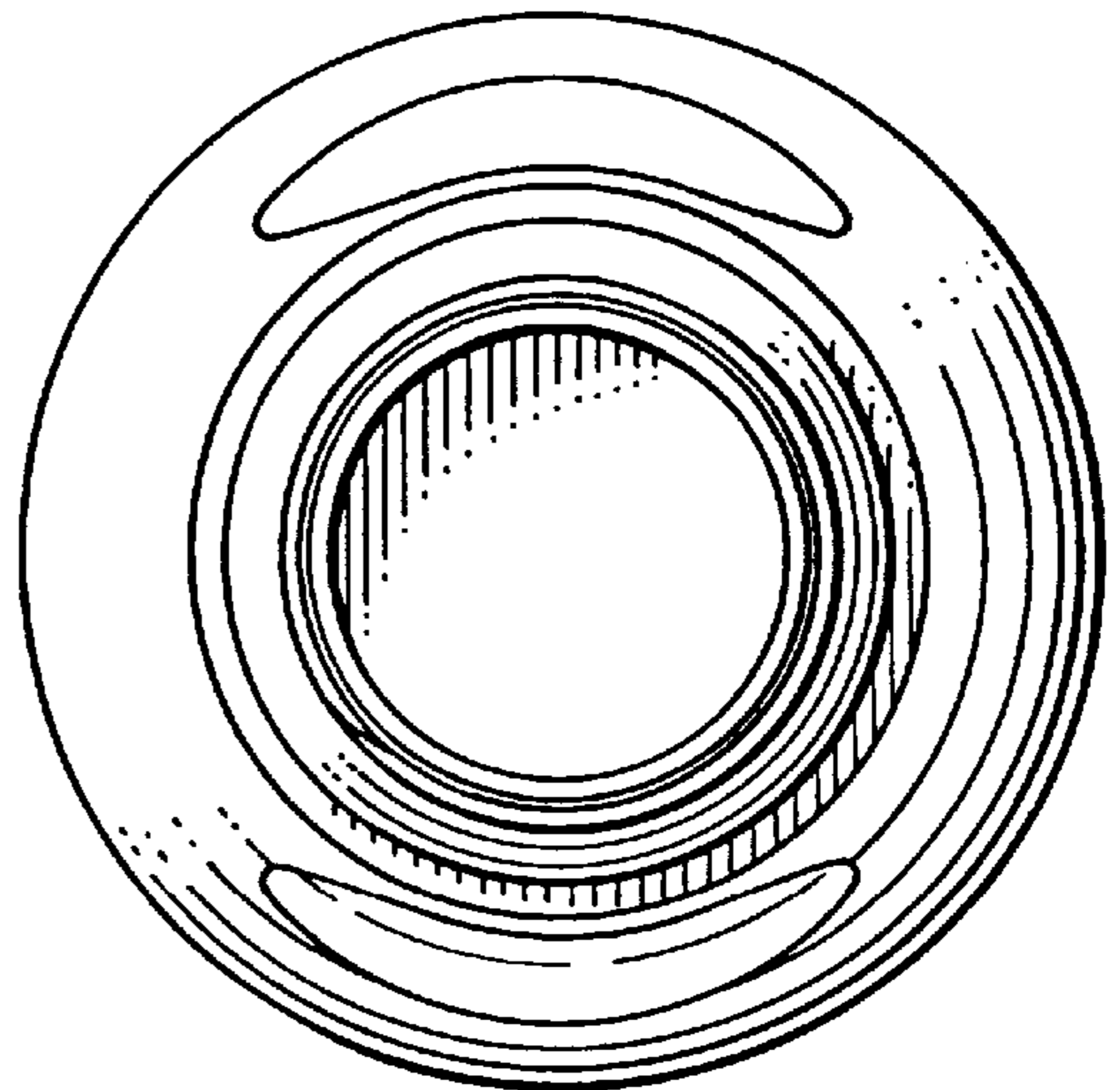


Fig.3.

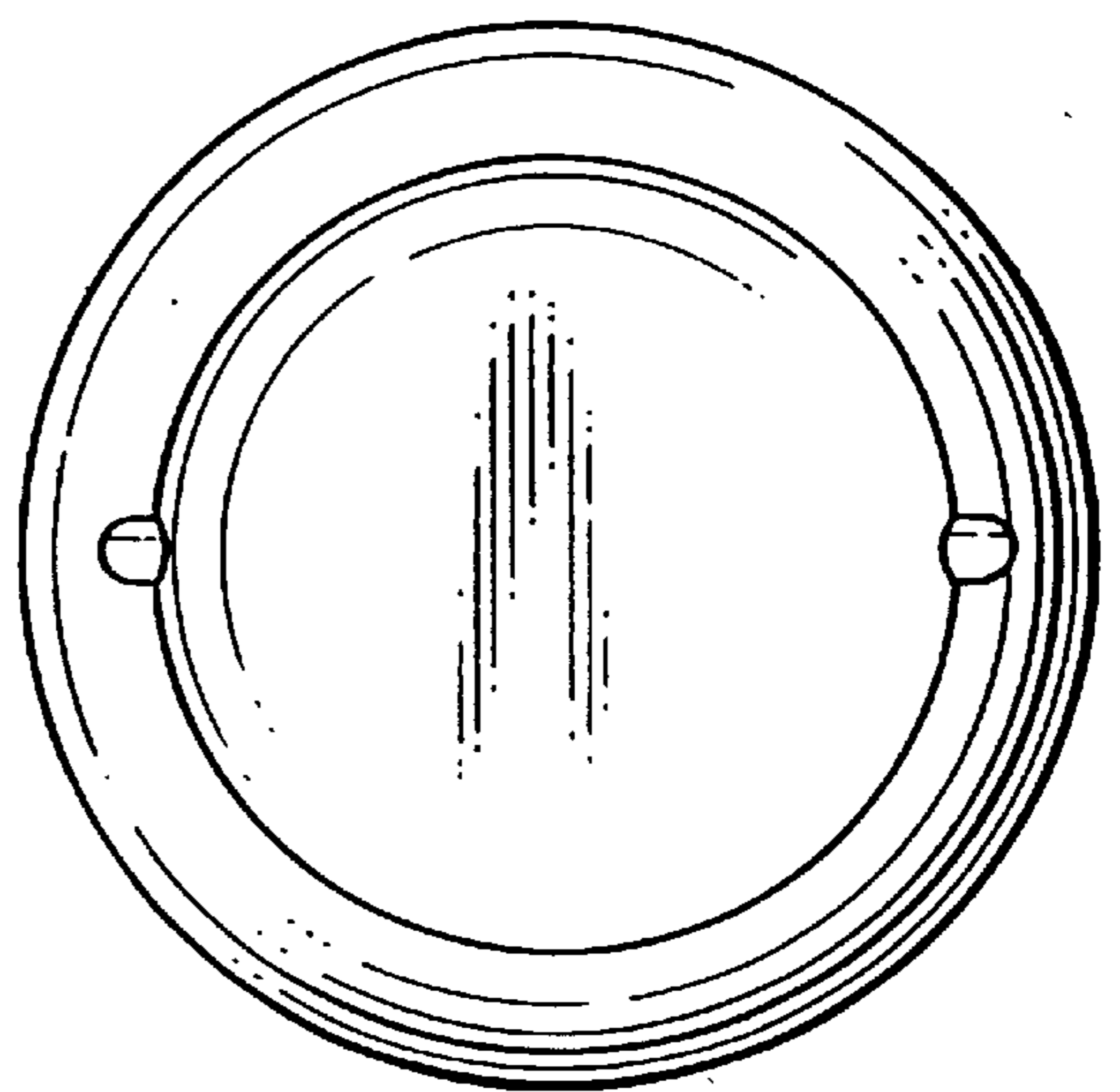


Fig.4.




Fig.5.

