



US00D411737S

United States Patent [19]
Vogt

[11] **Patent Number: Des. 411,737**
[45] **Date of Patent: ** Jun. 29, 1999**

[54] **PLANT HANGER**

[76] Inventor: **Paul A. Vogt**, P.O. Box 1161,
Burnsville, Minn. 55337

[**] Term: **14 Years**

[21] Appl. No.: **29/083,653**

[22] Filed: **Feb. 13, 1998**

[51] **LOC (6) Cl. 08-05**

[52] **U.S. Cl. D8/373**

[58] **Field of Search D8/380, 381, 373;**
248/235, 237, 243, 247, 282.1

[56] **References Cited**

U.S. PATENT DOCUMENTS

4,071,216 1/1978 Einhorn 248/282.1

Primary Examiner—Holly Baynham
Attorney, Agent, or Firm—D. L. Tschida

[57] **CLAIM**

The ornamental design for a plant hanger, as shown and described.

DESCRIPTION

FIG. 1 is a front plan view of a second alternative embodiment of my plant hanger and wherein the rear plan view is a mirror image;

FIG. 2 is a rear plan view thereof;

FIG. 3 is a left side view thereof;

FIG. 4 is a right side view thereof;


FIG. 5 is a top plan view thereof;

FIG. 6 is a bottom plan view thereof; and,

FIG. 7 is a perspective drawing thereof and wherein the screw fasteners comprise no part of the invention.

The broken line showing of screws is for illustrative purposes only and forms no part of the claimed design.

1 Claim, 5 Drawing Sheets






FIG. 1




FIG. 2




FIG. 3

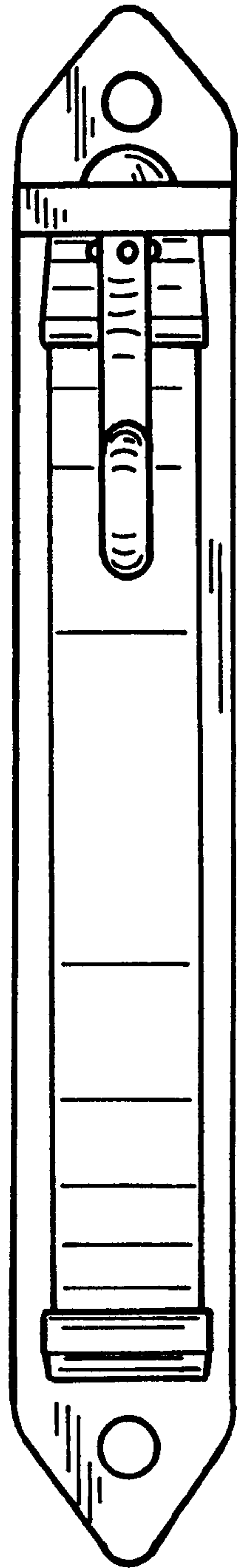


FIG. 4




FIG. 5

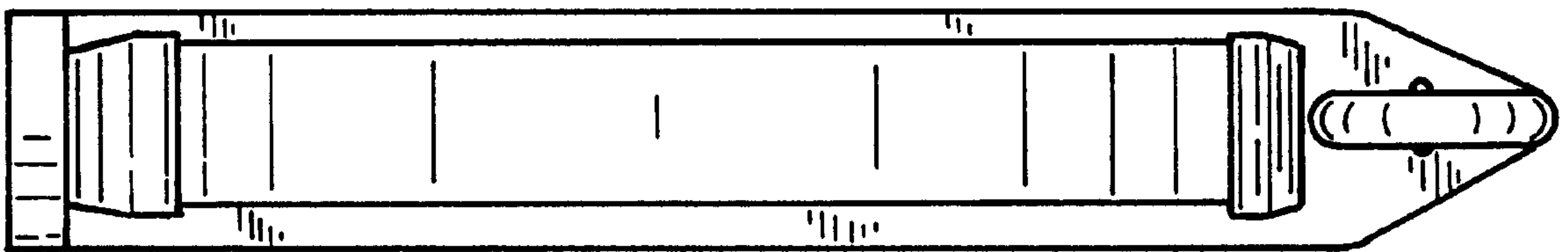


FIG. 6

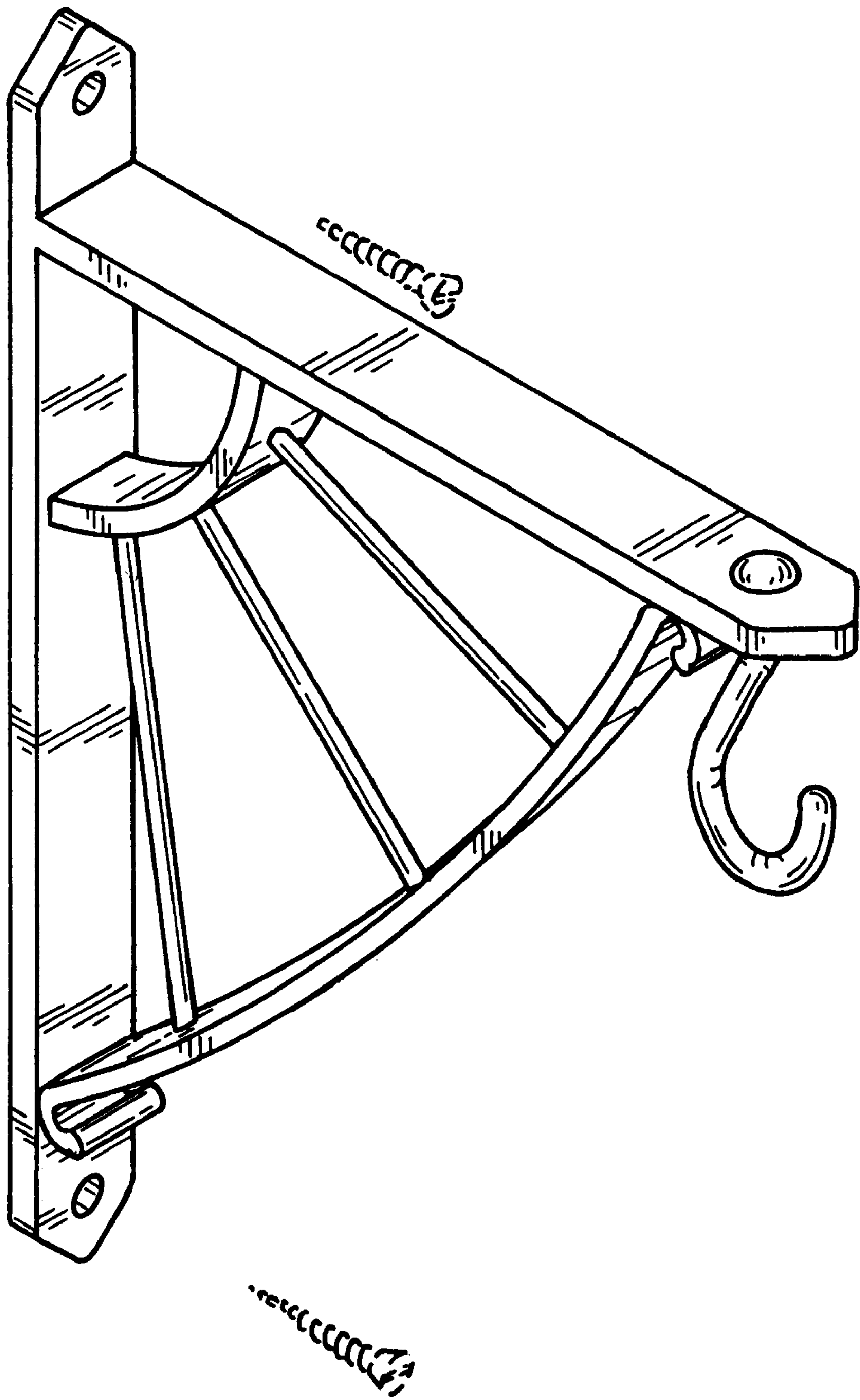


FIG. 7