



US00D411729S

United States Patent [19]

Langmuir et al.

[11] **Patent Number: Des. 411,729**

[45] **Date of Patent: ** Jun. 29, 1999**

[54] **HANDLE FOR LUGGAGE**

[75] Inventors: **Karl Langmuir; Coryndon M. Luxmoore**, both of Providence, R.I.; **Glenn Schmierer**, Boulder, Colo.

[73] Assignee: **Samsonite Corporation**, Denver, Colo.

[**] Term: **14 Years**

[21] Appl. No.: **29/059,642**

[22] Filed: **Aug. 28, 1996**

Related U.S. Application Data

[62] Division of application No. 29/051,356, Mar. 7, 1996, Pat. No. Des. 395,361.

[51] **LOC (6) Cl.** **08-06**

[52] **U.S. Cl.** **D8/320; D8/315**

[58] **Field of Search** **D8/306, 315-320; 16/110 R, 111 R; 190/115-118; D3/276, 279, 291**

[56] References Cited

U.S. PATENT DOCUMENTS

D. 189,125 11/1960 Faber D8/317

D. 201,161	5/1965	Morgan	D8/319
D. 205,215	7/1966	Ferar et al.	D8/319
D. 216,865	3/1970	D'Elia et al.	D8/306
3,340,970	9/1967	Szabo	.	
3,757,911	9/1973	Potter	190/115
5,447,216	9/1995	Freyvogel	.	

Primary Examiner—B. J. Bullock
Attorney, Agent, or Firm—Gregory W. O'Connor; Rod D. Baker

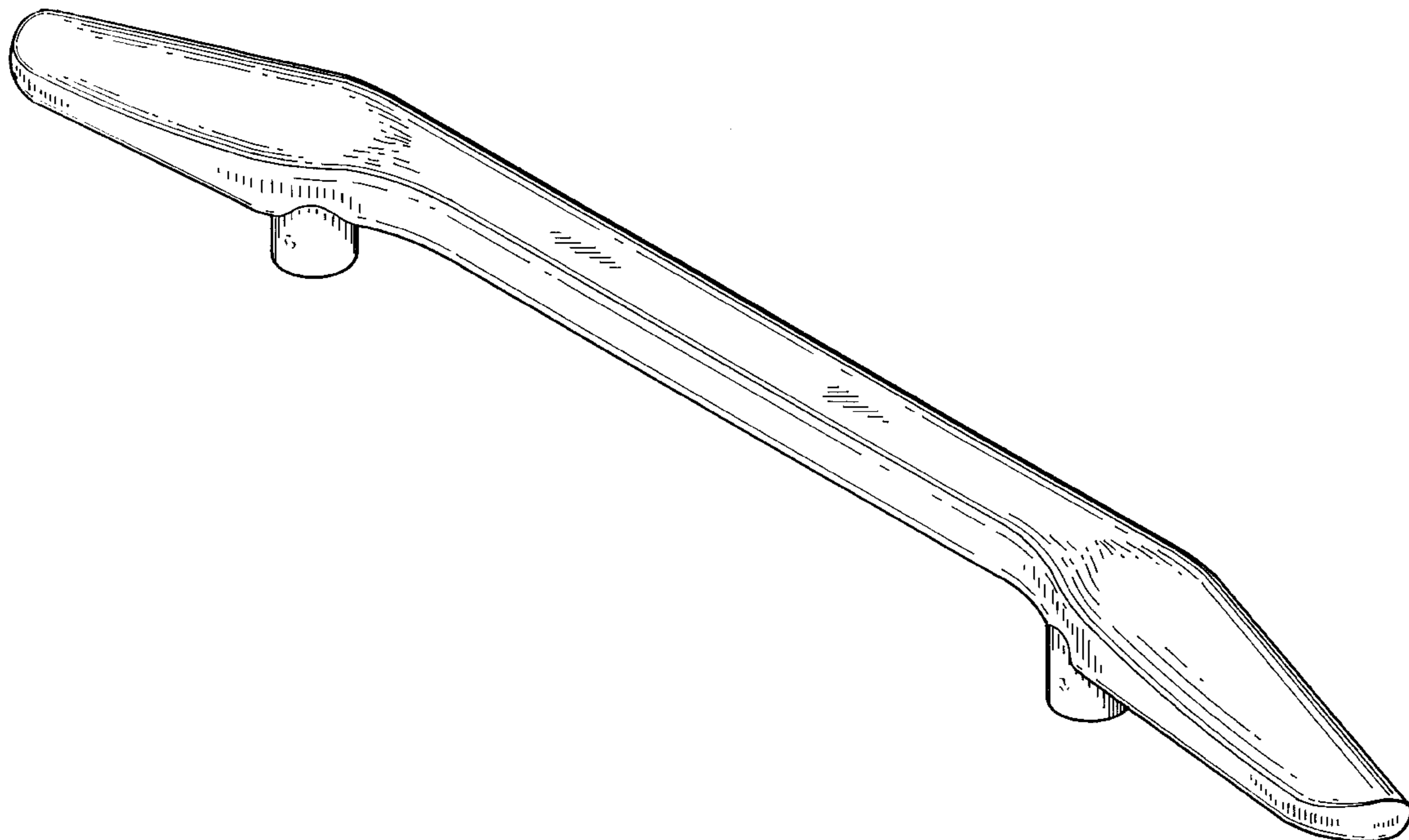
[57] CLAIM

The ornamental design for a handle for luggage, as shown and described.

DESCRIPTION

FIG. 1 is a perspective view taken from the back left side of the handle embodying our new design; FIG. 2 is a right side view of the handle shown in FIG. 1; FIG. 3 is a left side view thereof; FIG. 4 is a front view thereof; FIG. 5 is a top plan view thereof; FIG. 6 is a back view thereof; and, FIG. 7 is a bottom view thereof. The broken lines in FIG. 7 which define the bounds of the claimed design from no part thereof.

1 Claim, 2 Drawing Sheets



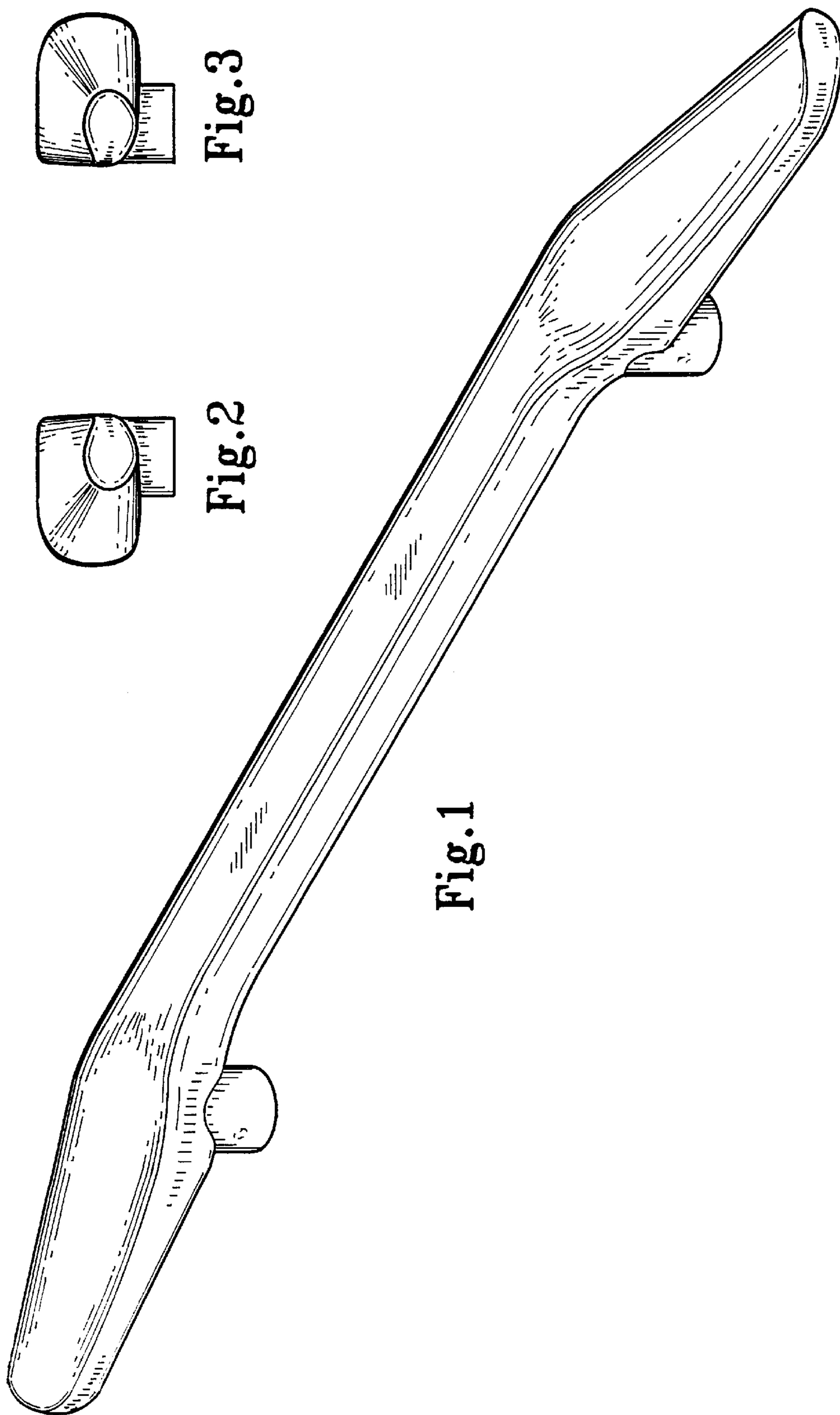


Fig. 3

Fig. 2

Fig. 1




Fig.4

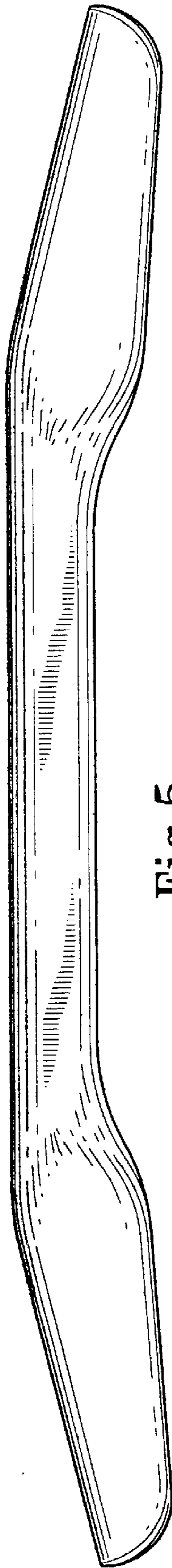


Fig.5

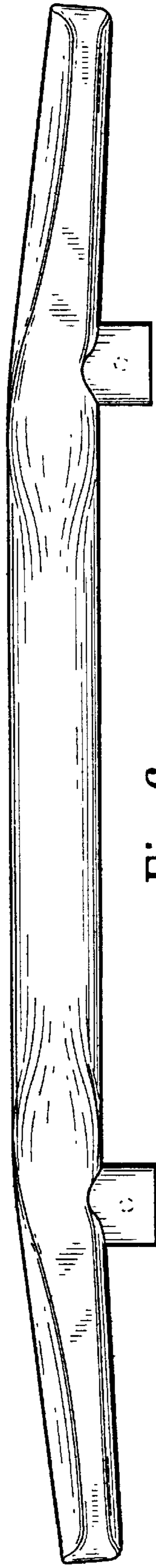


Fig.6



Fig.7