



US00D411726S

United States Patent [19]
Novak

[11] **Patent Number:** **Des. 411,726**
[45] **Date of Patent:** **** Jun. 29, 1999**

[54] **GRIPPING PORTION OF A DENTAL HANDPIECE**
[75] Inventor: **Eugene J. Novak**, Deerfield, Ill.
[73] Assignee: **Dentsply Research & Development Corp.**, Milford, Del.
[**] Term: **14 Years**
[21] Appl. No.: **29/076,485**
[22] Filed: **Sep. 8, 1997**
[51] **LOC (6) Cl.** **24-02**
[52] **U.S. Cl.** **D8/107**
[58] **Field of Search** D8/107; 30/125; 7/167; 81/177.1, 177.7, 427.5, 489; D24/107, 111, 156, 217, 227, 180, 152, 154, 147, 176, 113, 133; 433/80, 81, 88, 40, 3, 141, 29, 82, 114; D28/48

[56] **References Cited**

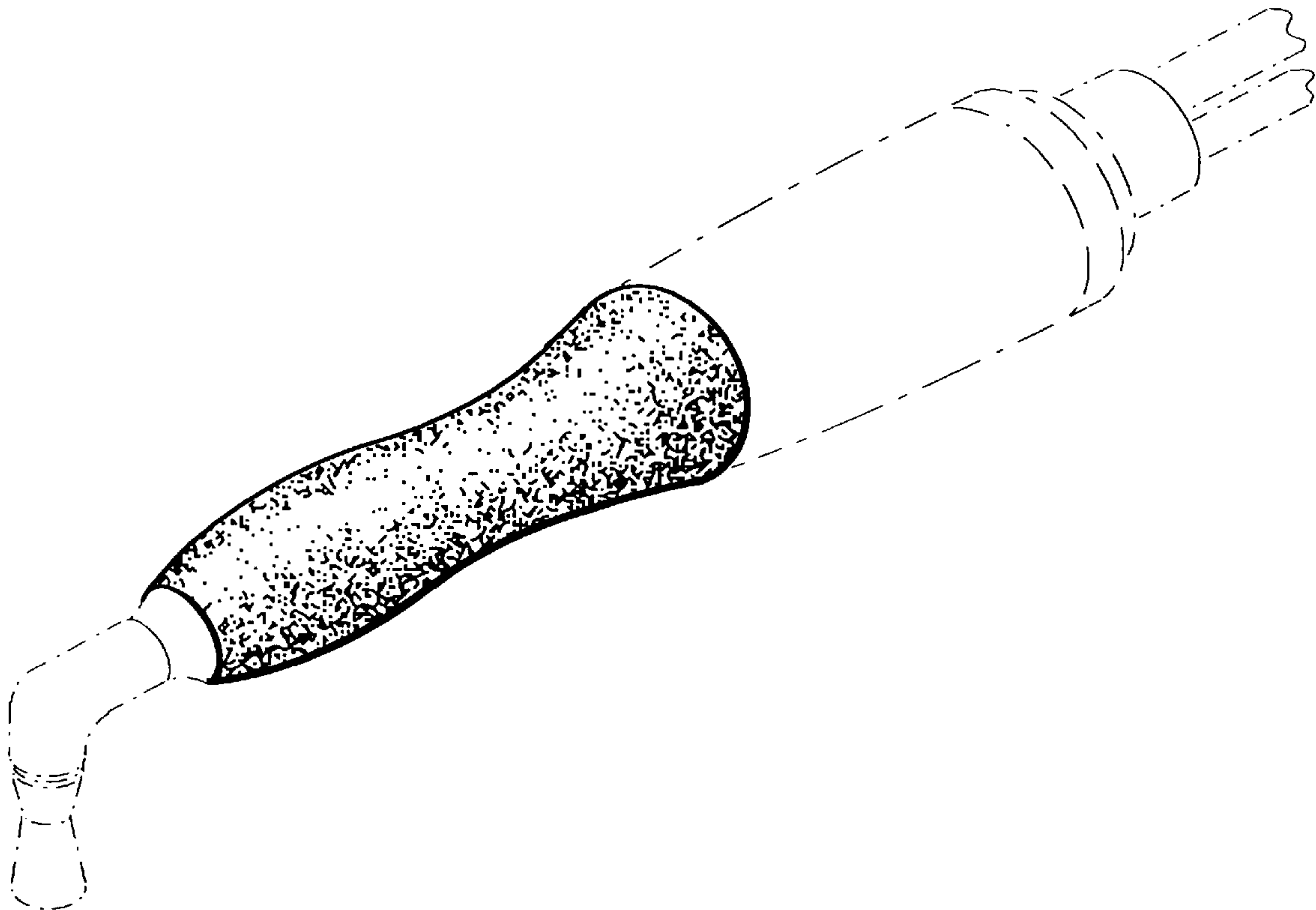
U.S. PATENT DOCUMENTS				
D. 341,200	11/1993	Yoshimoto	D24/133
D. 355,971	2/1995	Meller	D24/152
D. 370,305	5/1996	Wonderley	D28/48
5,370,534	12/1994	Wolf et al.	433/80

Primary Examiner—Freda Nunn
Attorney, Agent, or Firm—Douglas J. Hura; James B. Bieber

[57] **CLAIM**
The ornamental design for a gripping portion of a dental handpiece, as shown and described.

DESCRIPTION
FIG. 1 is a top view of the gripping portion of a dental handpiece of the present invention, a front angled prophyl head and a rear drive motor attachment are shown in broken lines for illustrative purposes only and form no part of the claimed design;
FIG. 2 is a bottom view of the gripping portion of a dental handpiece of the present invention;
FIG. 3 is side view of the gripping portion of a dental handpiece of the present invention;
FIG. 4 is a side view of the gripping portion of a dental handpiece of the present invention and being opposite of that shown if FIG. 3;
FIG. 5 is a front view of a gripping portion of a dental handpiece of the present invention; and,
FIG. 6 is a perspective view of a gripping portion of a dental handpiece of the present invention.

1 Claim, 3 Drawing Sheets






Fig. 1




Fig. 2




Fig. 3

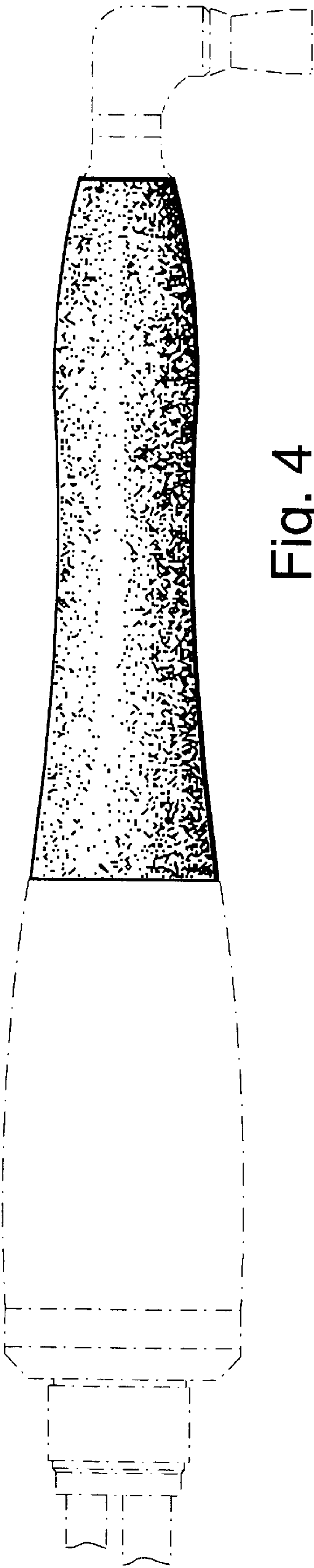


Fig. 4

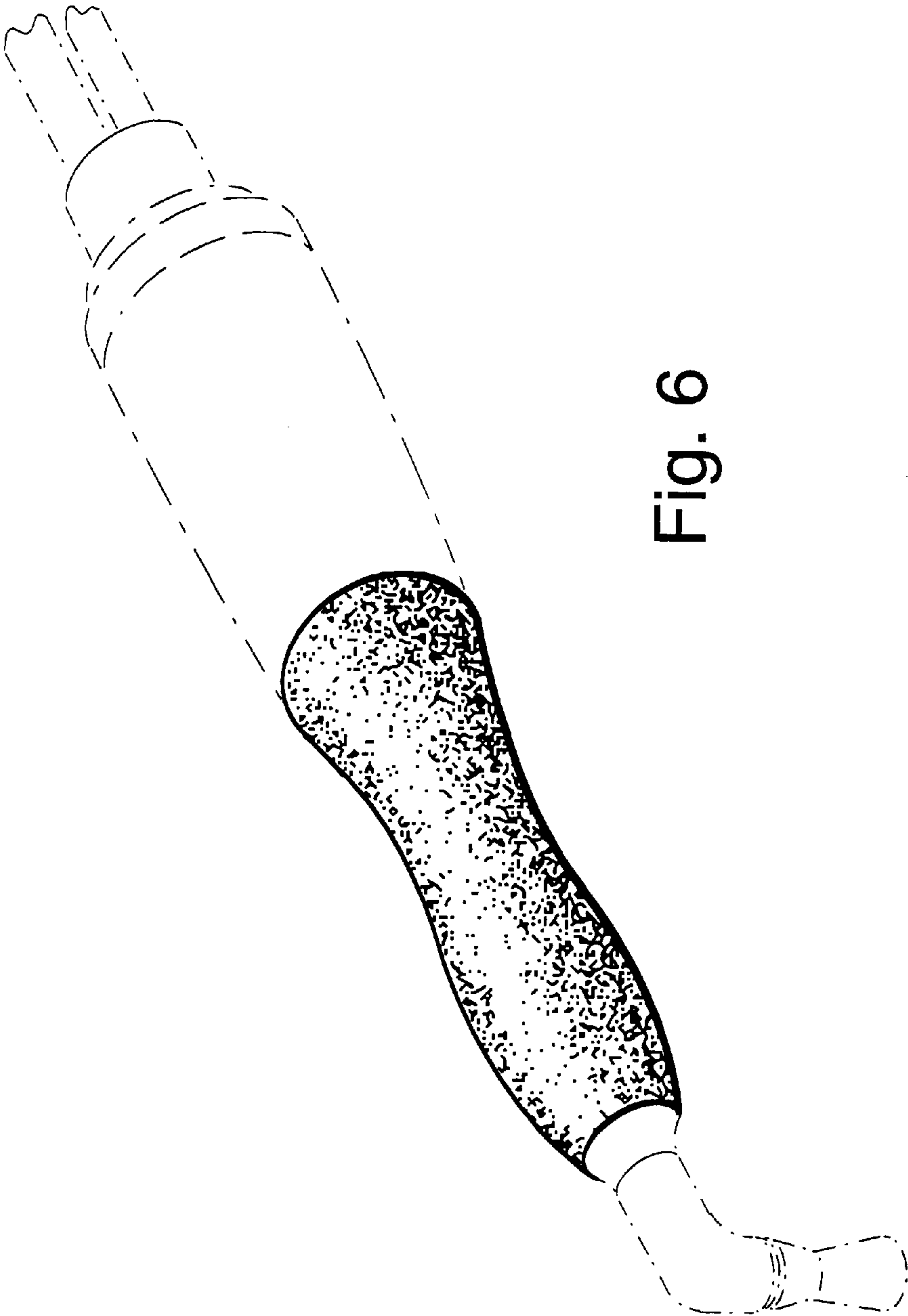


Fig. 6

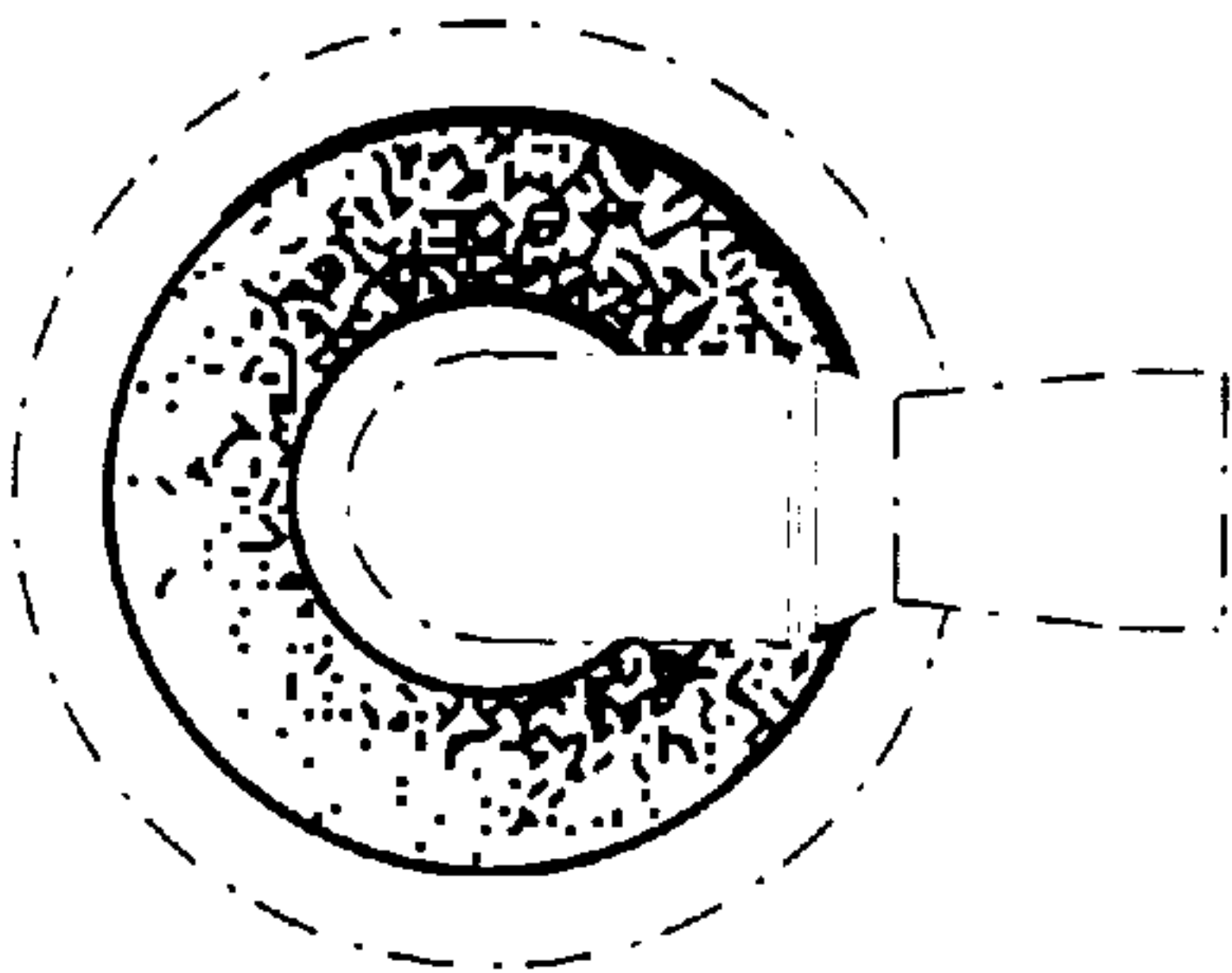


Fig. 5