



US00D411722S

United States Patent [19] Grimes

[11] **Patent Number: Des. 411,722**

[45] **Date of Patent: ** Jun. 29, 1999**

[54] **PLANT SUPPORT SYSTEM**

Attorney, Agent, or Firm—Baker & McKenzie

[75] Inventor: **Guy W. Grimes**, Malpas, United Kingdom

[57] **CLAIM**

[73] Assignee: **Luster Leaf Products, Inc.**, Woodstock, Ill.

The ornamental design for a plant support system, as shown and described.

[**] Term: **14 Years**

DESCRIPTION

[21] Appl. No.: **29/062,433**

[22] Filed: **Nov. 14, 1996**

[51] **LOC (6) Cl.** **08-01**

[52] **U.S. Cl.** **D8/1**

[58] **Field of Search** D8/1; 47/44, 45, 47/46, 47

FIG. 1 is a perspective view of a plant support system embodying the present invention;

FIG. 2 is a perspective view of a modified arrangement of the plant support system shown in FIG. 1 in an expanded and adjusted position; and,

FIG. 3 is a top plan view of the plant support system shown in FIG. 1.

[56] **References Cited**

U.S. PATENT DOCUMENTS

516,632	3/1894	Leonard	47/47
1,550,708	8/1925	Rozendal	47/47
1,560,404	11/1925	Brown	47/47
2,000,632	5/1935	Zingre	47/47
2,009,668	7/1935	Lay	47/47

The portion of the ground into which the end portions of the support posts are inserted, shown in broken dotted lines is are not intended to be part of the claimed invention.

OTHER PUBLICATIONS

A.M. Leonard, Inc, Collapsible Plant Brace, Summer 1993, p. 41, Aug. 27, 1997.

The broken line showing of ground cover in FIGS. 1 and 2 is for illustrative purposes only and forms no part of the claimed design.

Primary Examiner—Doris V. Coles
Assistant Examiner—Catherine R. Oliver

1 Claim, 1 Drawing Sheet

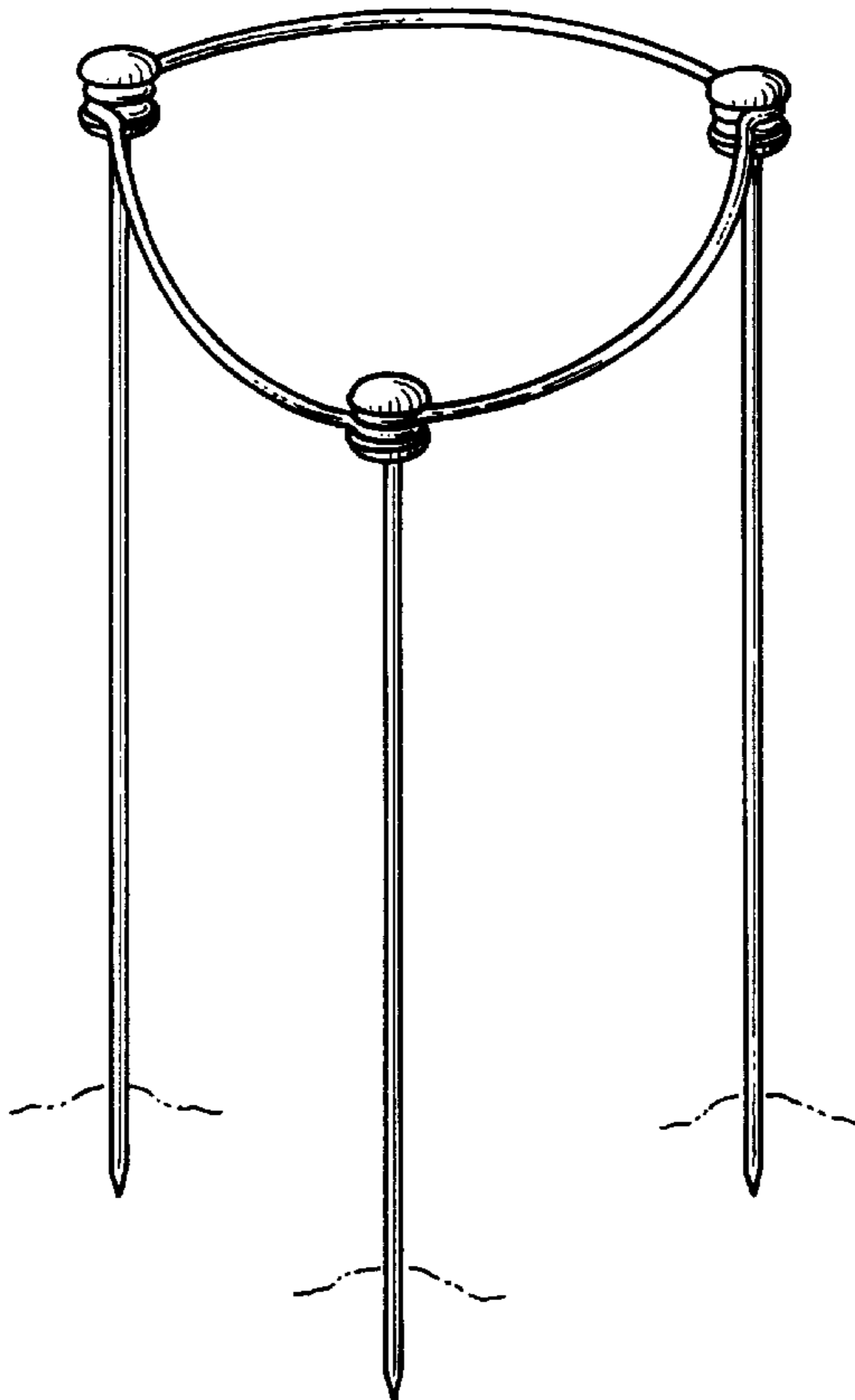


Fig 1

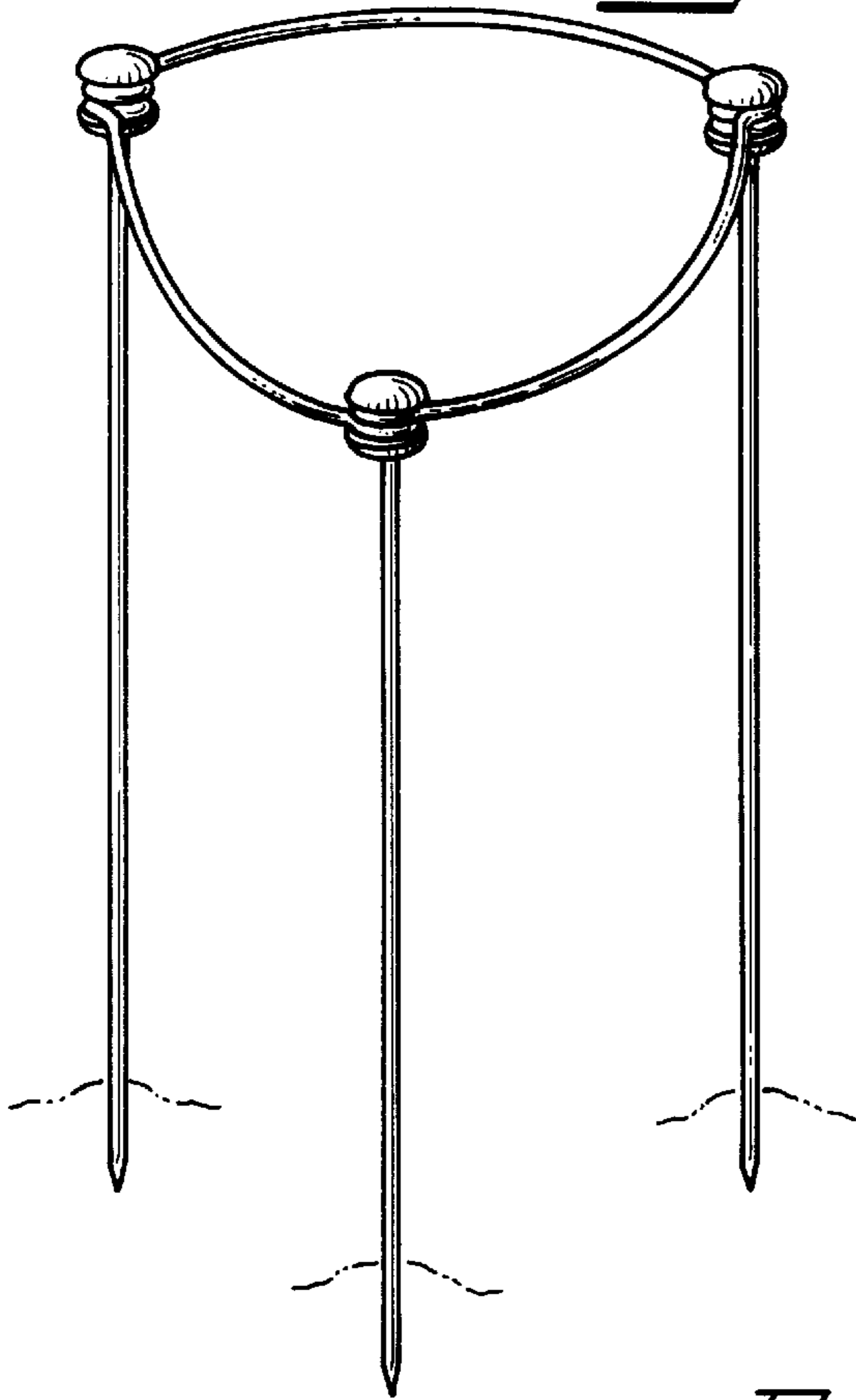


Fig 3

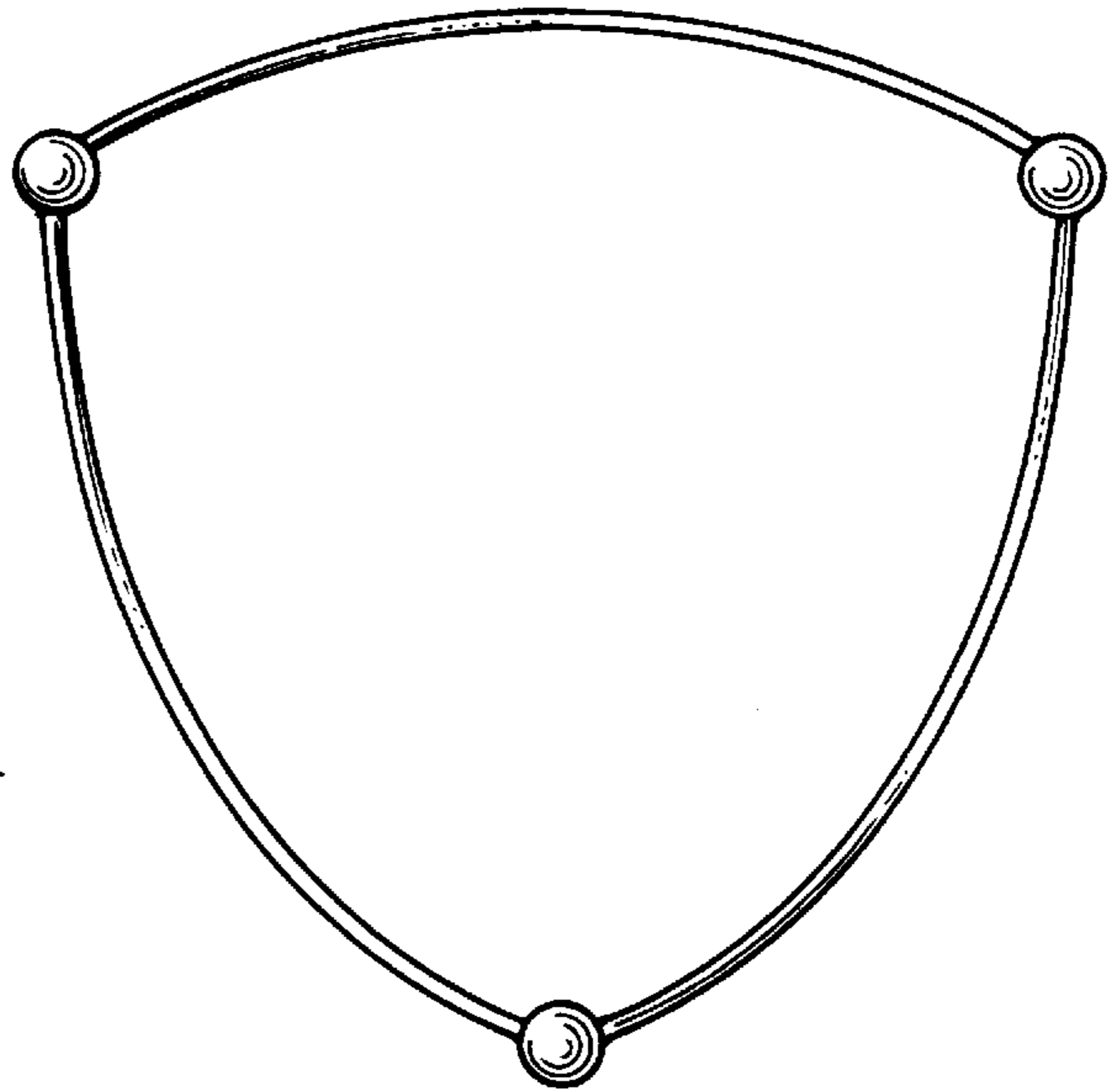


Fig 2

