



US00D411721S

# United States Patent [19]

Fielding et al.

[11] **Patent Number: Des. 411,721**

[45] **Date of Patent: \*\* Jun. 29, 1999**

[54] **CURVED KABOB HOLDER**

D. 389,366 1/1998 Lipson ..... D7/300.2  
2,922,358 1/1960 Schurr ..... 99/419

[75] Inventors: **Douglas R. Fielding; Charles S. Adams**, both of Berkeley, Calif.

*Primary Examiner*—Mitchell I. Siegel  
*Attorney, Agent, or Firm*—Owen, Wickersham & Erickson, P.C.

[73] Assignee: **Charcoal Companion, Inc.**, Oakland, Calif.

[\*\*] Term: **14 Years**

[57] **CLAIM**

The ornamental design for curved kabob holder, as shown and described.

[21] Appl. No.: **29/091,853**

[22] Filed: **Aug. 6, 1998**

**DESCRIPTION**

[51] **LOC (6) Cl.** ..... **07-06**

[52] **U.S. Cl.** ..... **D7/683**

[58] **Field of Search** ..... D7/683, 684, 300.2;  
99/419-421 V

FIG. 1 is a view in perspective of a curved kabob holder embodying our new design;

FIG. 2 is a top plan view thereof; the bottom plan view is a mirror image thereof;

FIG. 3 is a front elevational view thereof; the right side view is identical thereto;

FIG. 4 is a left side elevational view thereof; and,

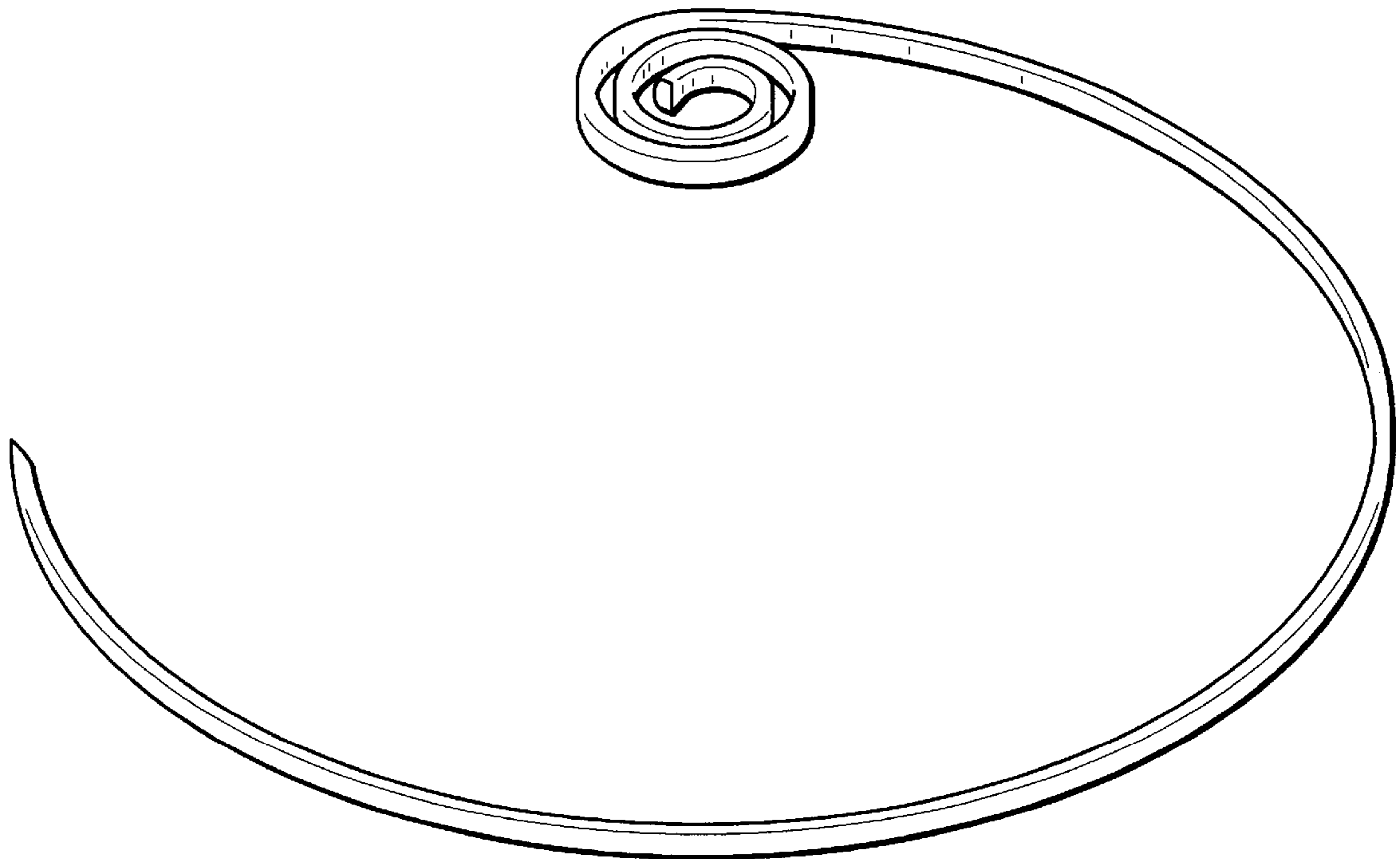
FIG. 5 is an inverted rear elevational view thereof.

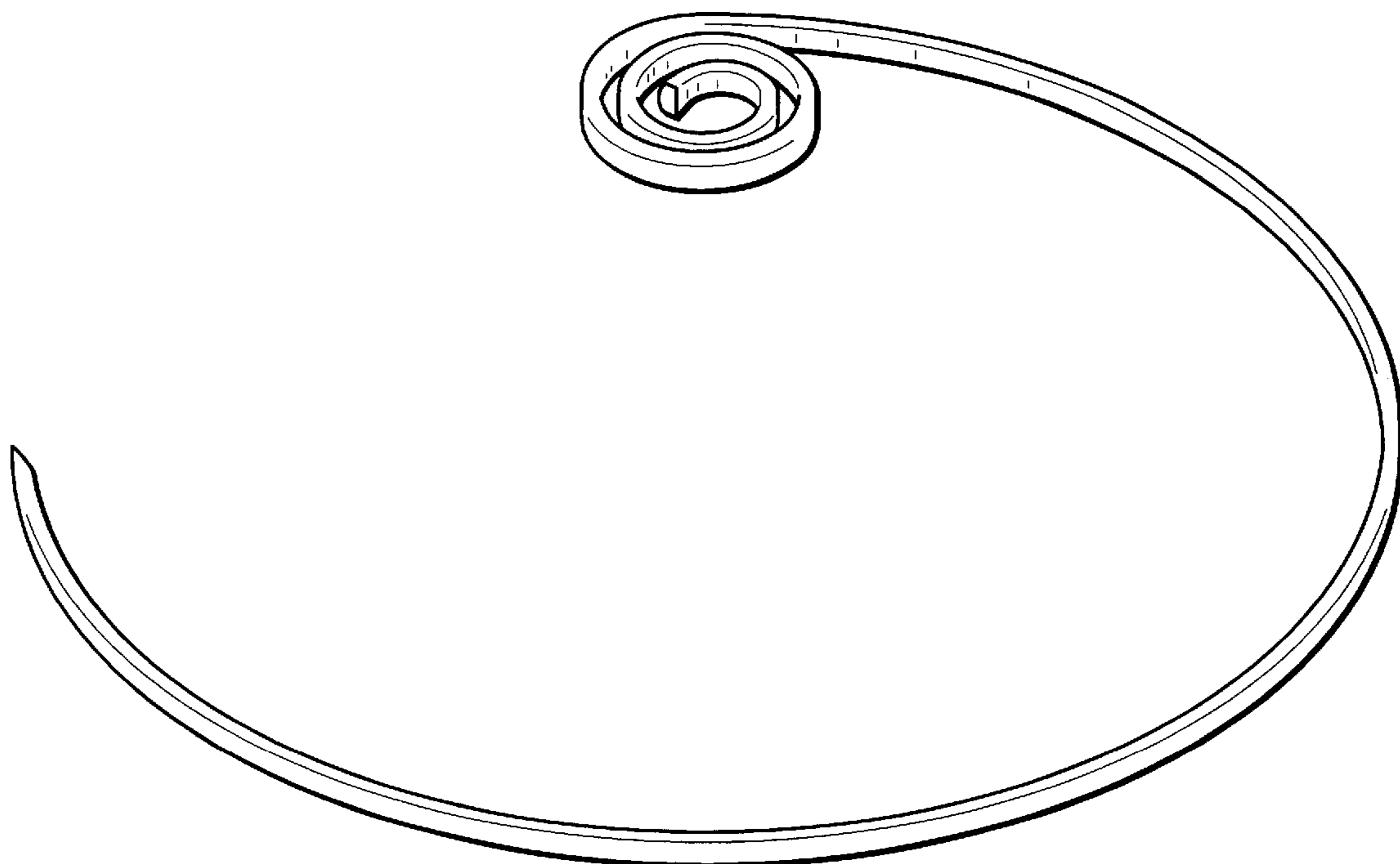
[56] **References Cited**

**U.S. PATENT DOCUMENTS**


D. 231,890 6/1974 Kritkauský ..... D7/683  
D. 296,407 6/1988 Pettit ..... D7/684

**1 Claim, 2 Drawing Sheets**





**FIG.\_1**



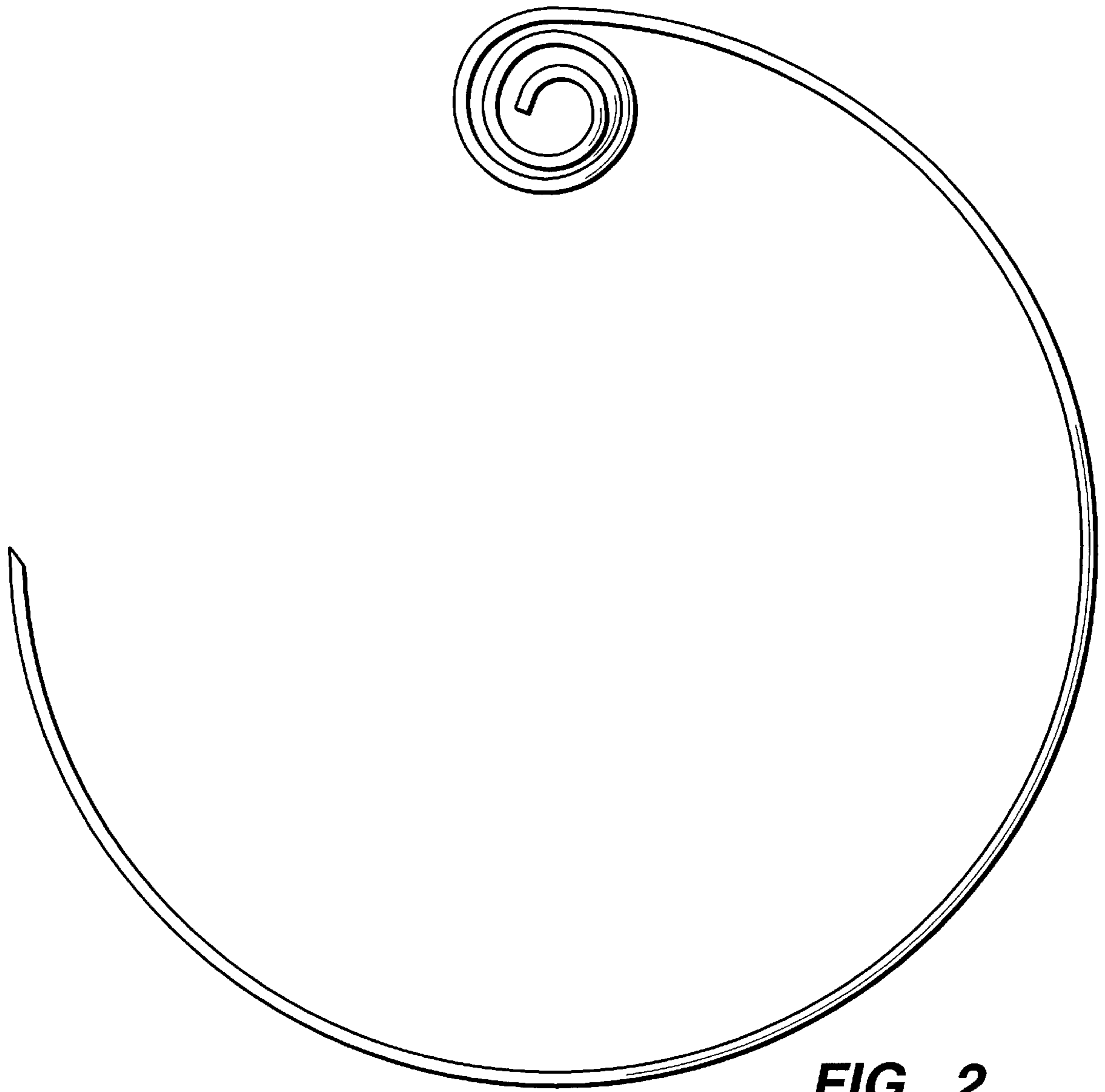
**FIG.\_3**



**FIG.\_4**



**FIG.\_5**



**FIG.\_2**