



US00D411711S

# United States Patent [19] Morrison

[11] Patent Number: Des. 411,711

[45] Date of Patent: \*\* Jun. 29, 1999

[54] FLATWARE HANDLE

[75] Inventor: Scott Morrison, Mt. Kisco, N.Y.

[73] Assignee: Excel Importing Corp., Hicksville, N.Y.

[\*\*] Term: 14 Years

[21] Appl. No.: 29/095,611

[22] Filed: Oct. 27, 1998

[51] LOC (6) Cl. .... 07-03

[52] U.S. Cl. .... D7/401.2

[58] Field of Search ..... D7/642, 645, 649,  
D7/650, 653, 662-664, 401.2; 30/147-150,  
322, 324

[56] **References Cited**

U.S. PATENT DOCUMENTS

D. 173,786	1/1955	Bordclon	.....	D7/653
D. 198,506	6/1964	Stephesen	.....	D7/653
D. 203,818	2/1966	Seibel	.....	D7/650
D. 240,790	8/1976	Daenen	.....	D7/653

Primary Examiner—Caron D. Veynar  
Attorney, Agent, or Firm—Cohen, Pontani, Lieberman & Pavane

[57] **CLAIM**

The ornamental design for a flatware handle, as shown and described.

**DESCRIPTION**

FIG. 1 is a front view of a flatware handle showing my new design, the broken line showing of a spoon bowl is for illustrative purposes only and forms no part of the claimed design;

FIG. 2 is a side elevational view of the flatware handle of FIG. 1, the opposite side view being a mirror image thereof;

FIG. 3 is a rear elevational view;

FIG. 4 is an end elevational view;

FIG. 5 is a cross-sectional view along the lines 5—5 of FIG. 1; and,

FIG. 6 is a cross-sectional view along the lines 6—6 of FIG. 1.

Figure drawings 5 and 6 are drawn on an enlarged scale.

**1 Claim, 1 Drawing Sheet**

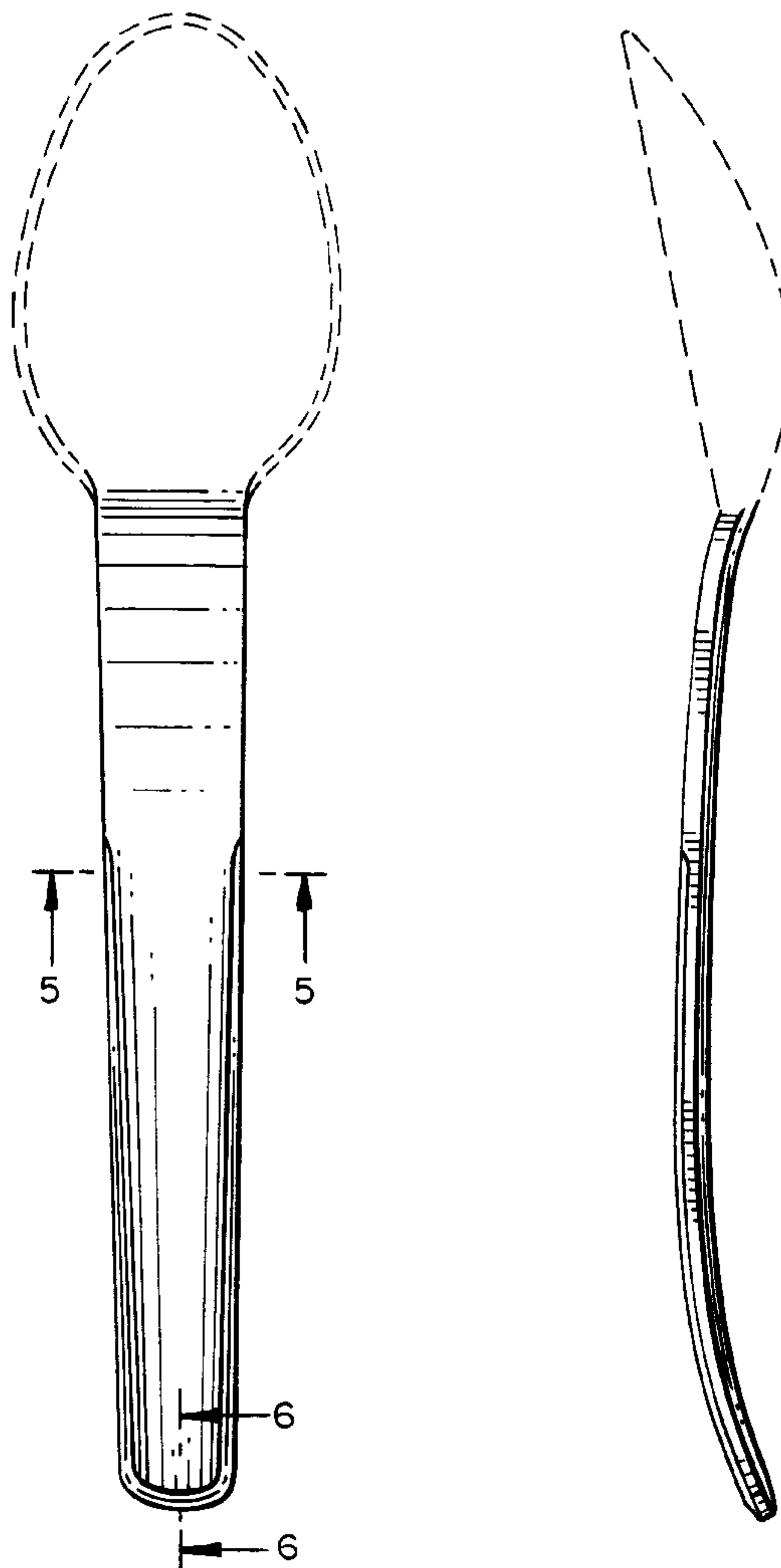


FIG. 1

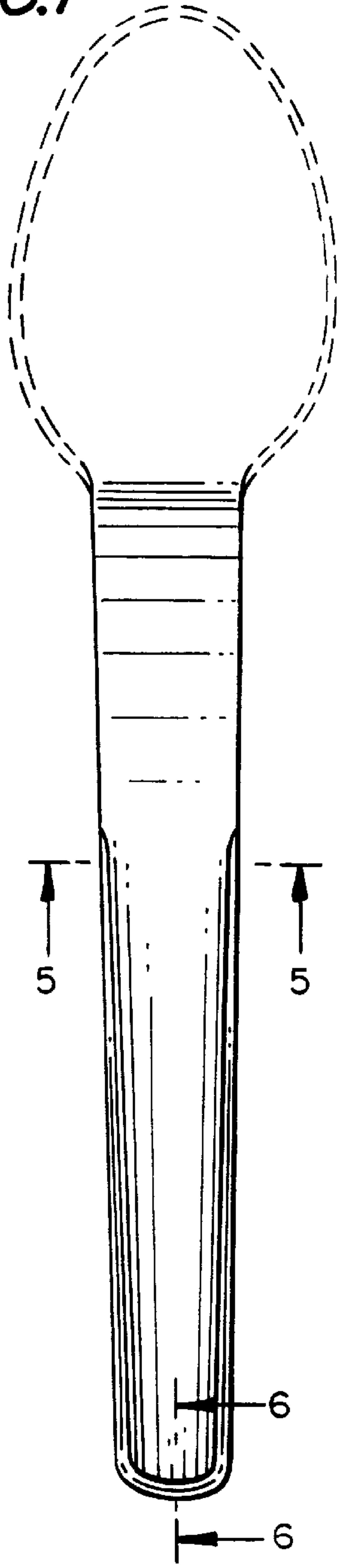


FIG. 2

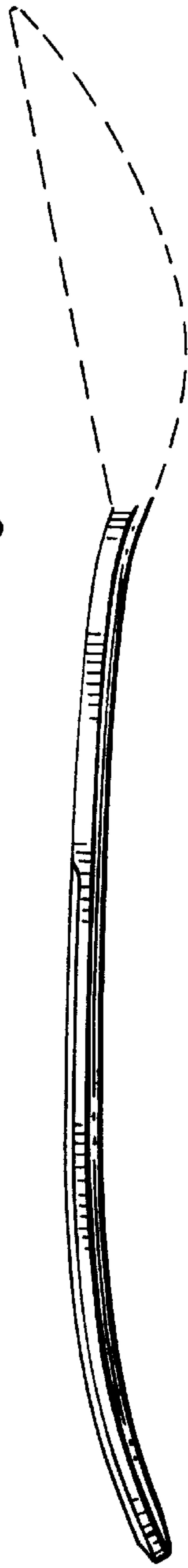


FIG. 3

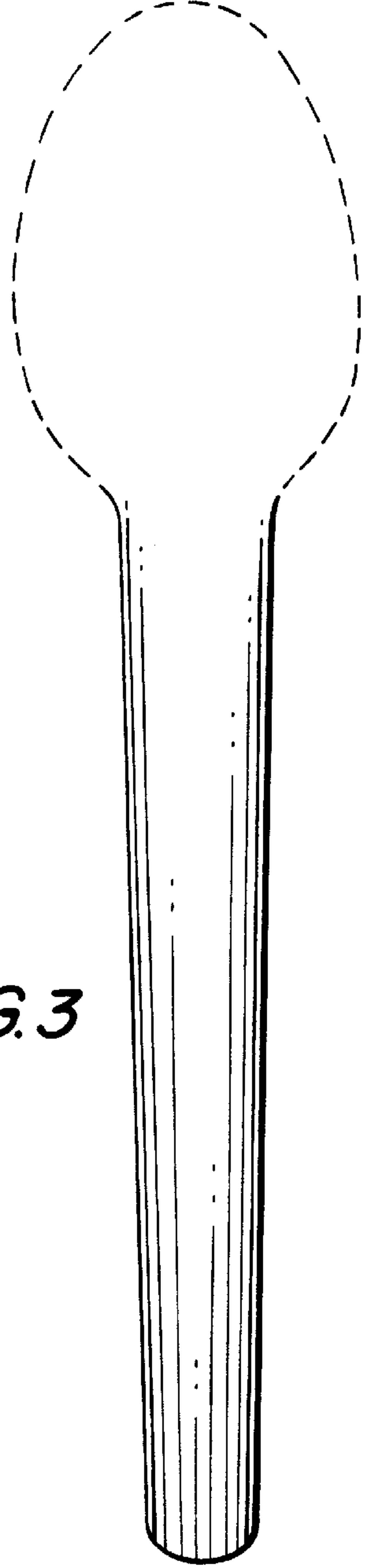


FIG. 4



FIG. 5



FIG. 6

