



US00D411705S

United States Patent [19]
Littmann

[11] **Patent Number: Des. 411,705**

[45] **Date of Patent: ** Jun. 29, 1999**

[54] **COFFEE MAKING APPLIANCE**

[75] Inventor: **Ludwig Littmann**, Kronberg, Germany

[73] Assignee: **Braun Aktiengesellschaft**, Frankfurt, Germany

[**] Term: **14 Years**

[21] Appl. No.: **29/093,643**

[22] Filed: **Sep. 15, 1998**

[30] **Foreign Application Priority Data**

Mar. 18, 1998 [DE] Germany M98 02 651

[51] **LOC (6) Cl.** **07-01**

[52] **U.S. Cl.** **D7/309; D7/310; D7/311**

[58] **Field of Search** **D7/300, 309, 310, D7/311; 99/299, 279, 304, 295, 292**

[56] **References Cited**

U.S. PATENT DOCUMENTS

D. 248,720 8/1978 Sato et al. D7/309

| | | | |
|------------|---------|-------------------------|--------|
| D. 353,296 | 12/1994 | Assmann | D7/309 |
| D. 354,878 | 1/1995 | Lin | D7/309 |
| D. 401,108 | 11/1998 | Pochopienet et al. | D7/309 |
| 4,064,795 | 12/1977 | Ackerman | 99/304 |
| 4,683,812 | 8/1987 | Tarlow et al. | 99/295 |
| 4,721,034 | 1/1988 | Shimomura | 99/292 |

Primary Examiner—M. N. Pandozzi
Attorney, Agent, or Firm—Fish & Richardson P.C.

[57] **CLAIM**

The ornamental design for a coffee making appliance, as shown and described.

DESCRIPTION

FIG. 1 is a perspective front elevational view of a coffee making appliance from above, showing my design; FIG. 2 is a front view of the appliance of FIG. 1; FIG. 3 is a side view thereof; FIG. 4 is a side view thereof; FIG. 5 is a rear view thereof; FIG. 6 is a top plan view thereof; and, FIG. 7 is a bottom plan view thereof.

1 Claim, 7 Drawing Sheets






Fig. 1



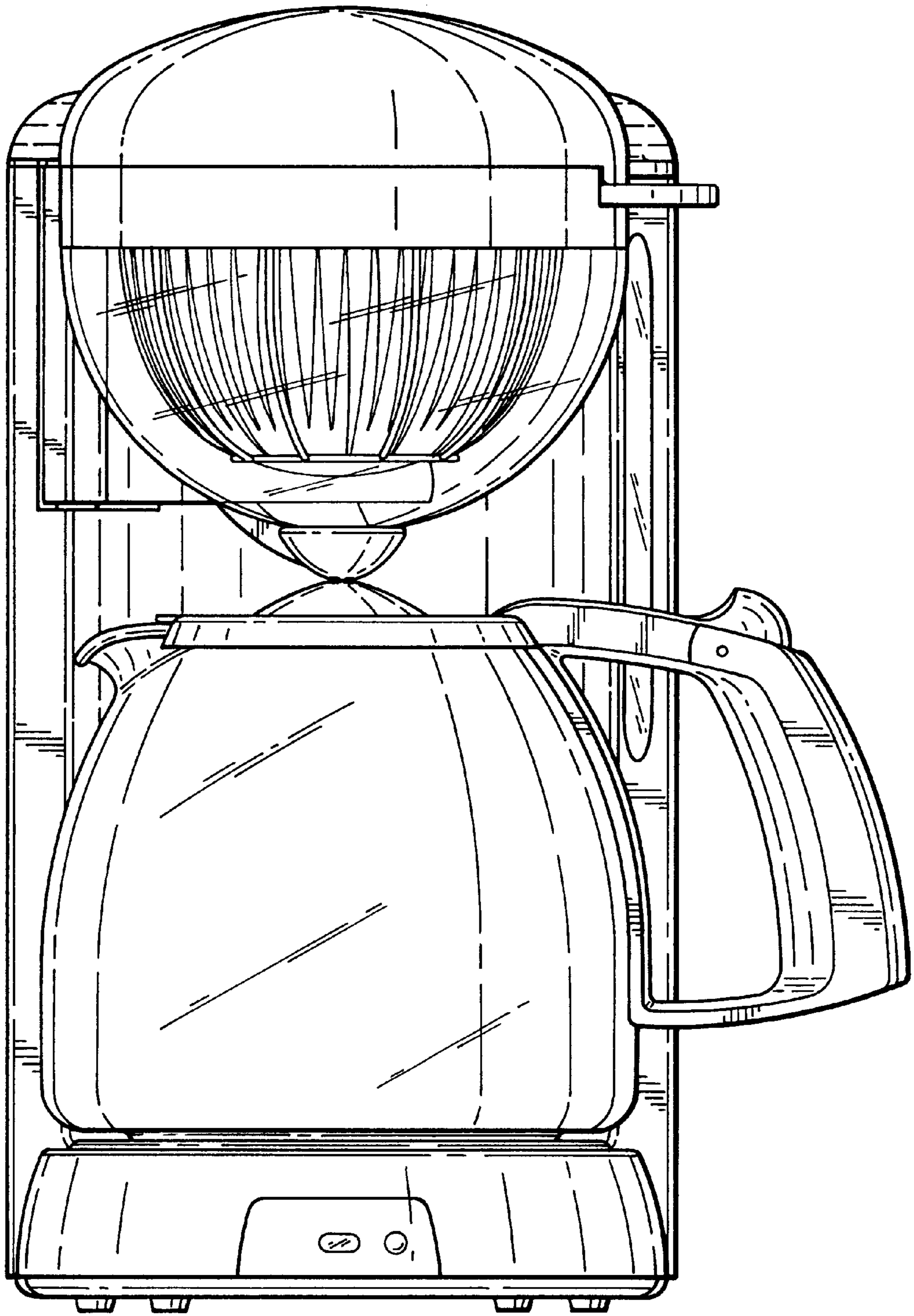


Fig. 2

Fig. 3


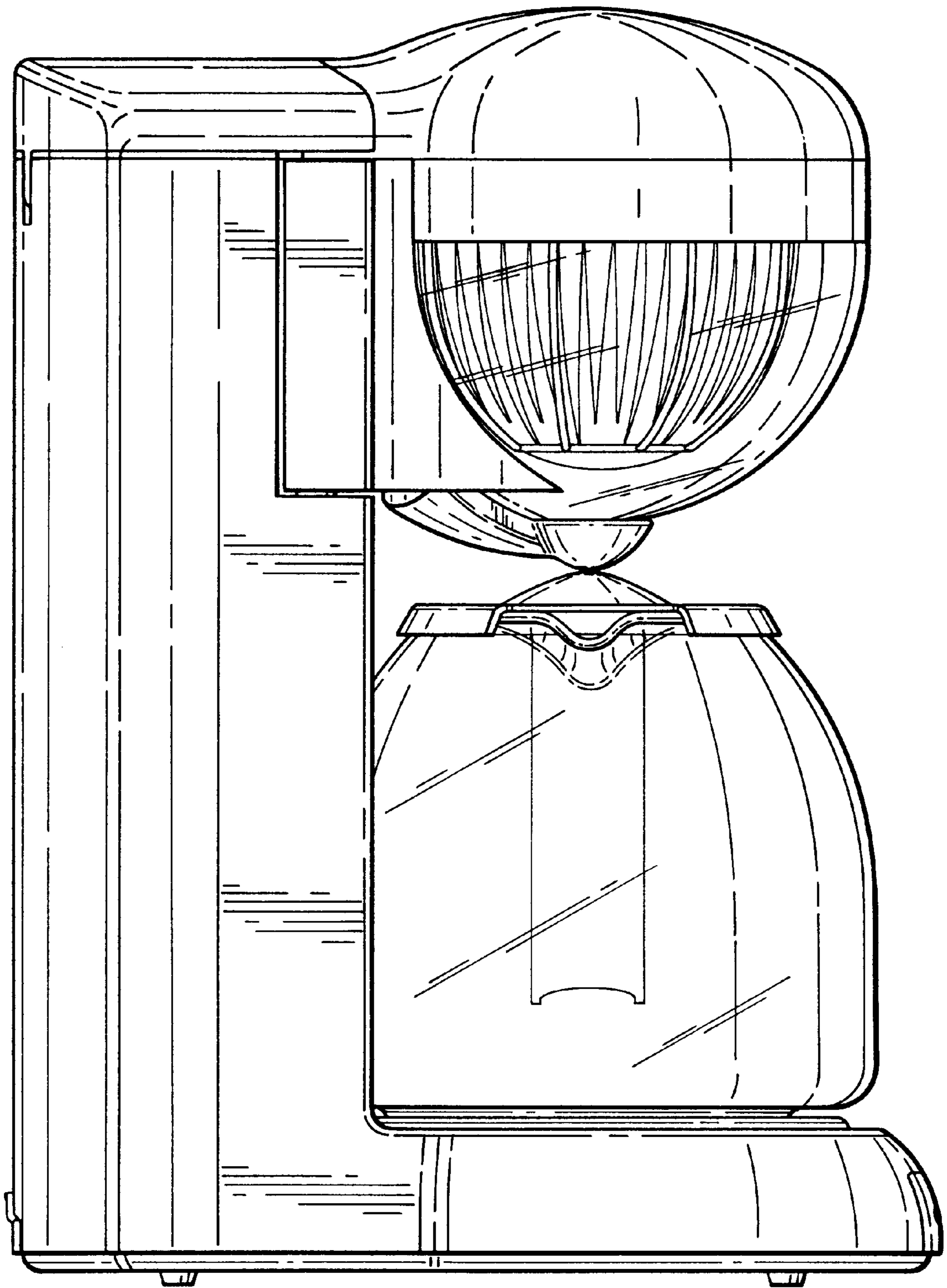


Fig. 4



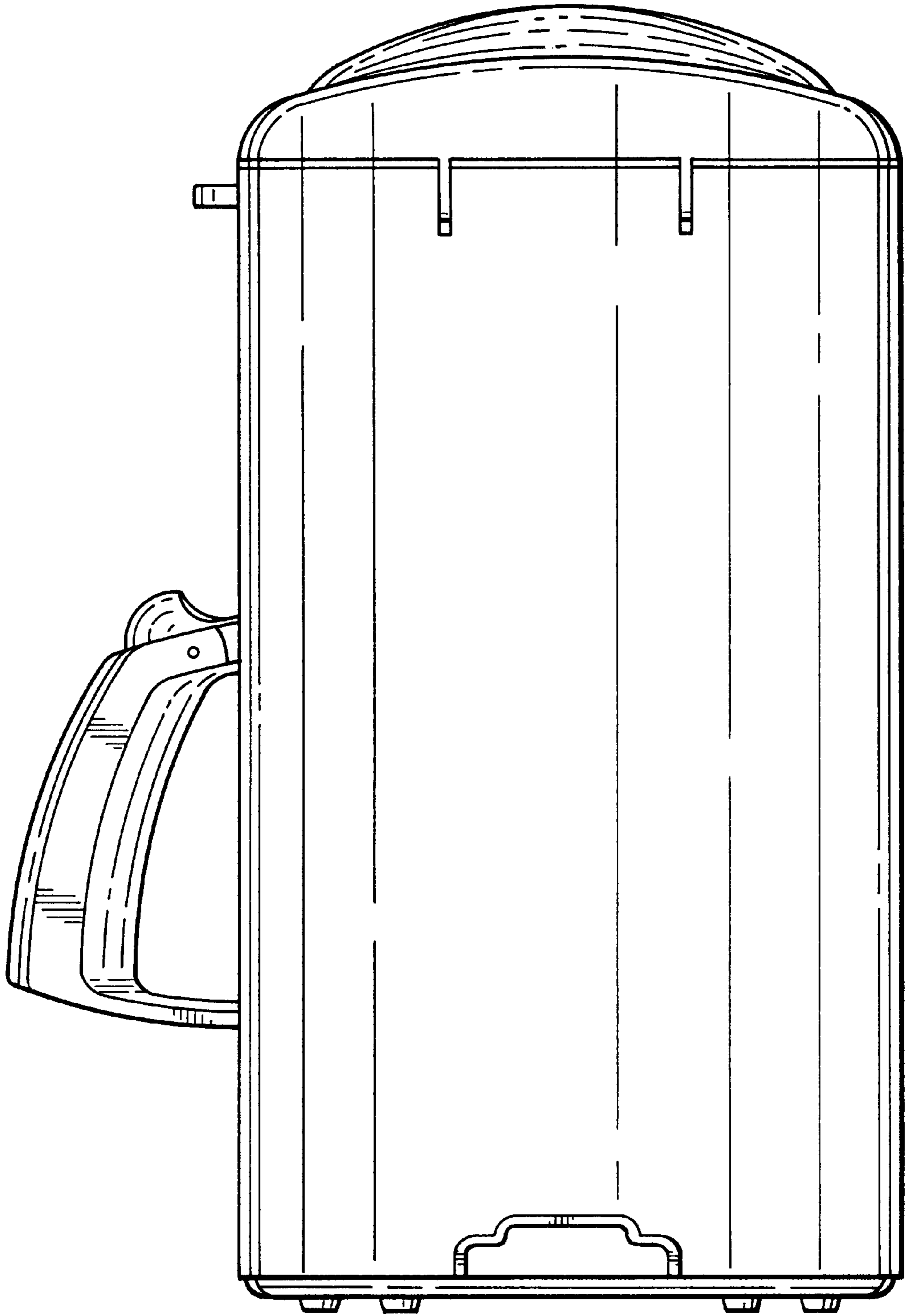


Fig. 5

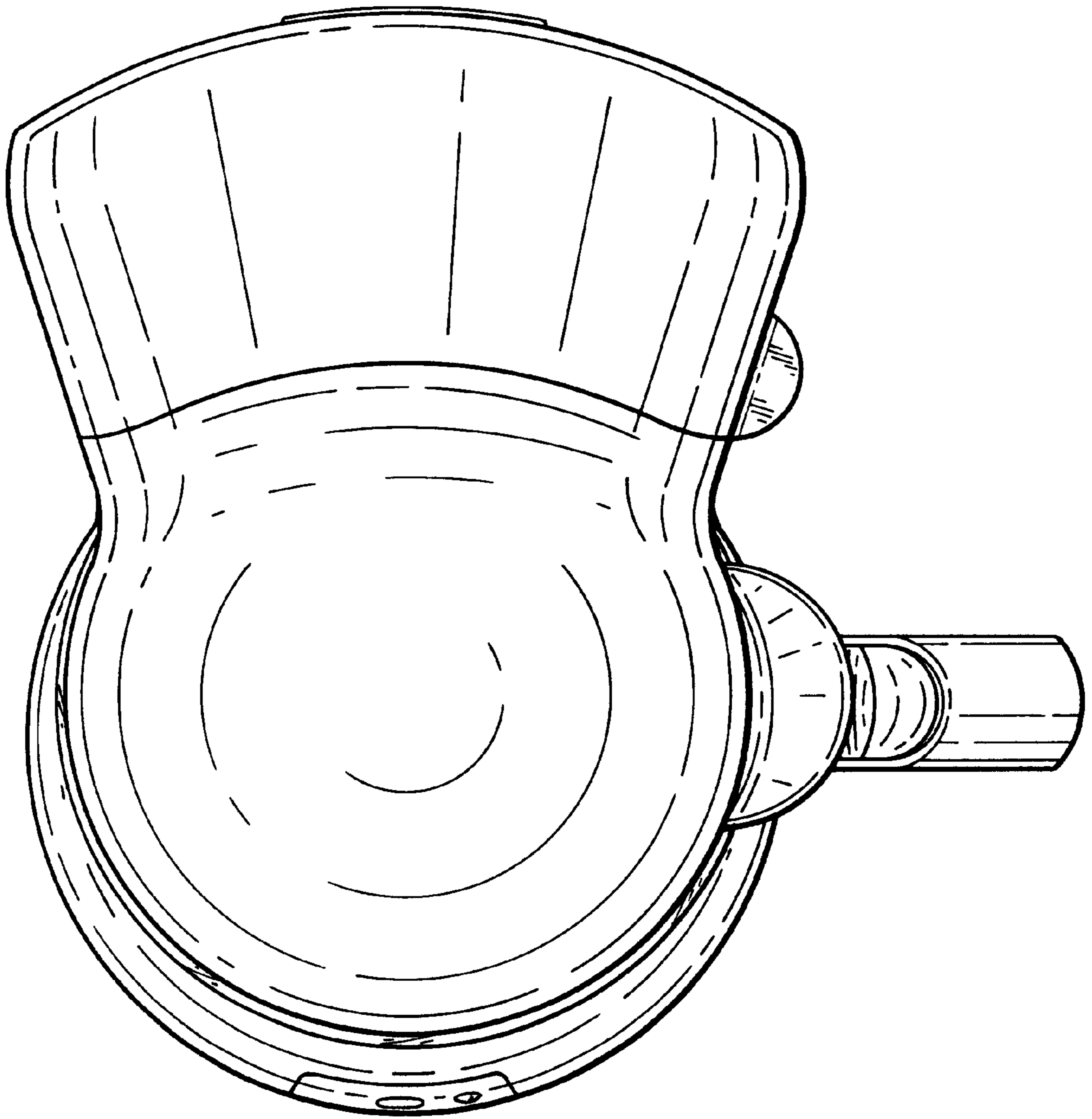


Fig. 6

Fig. 7

