



US00D411684S

**United States Patent** [19]  
**Zaksenberg**

[11] **Patent Number: Des. 411,684**  
[45] **Date of Patent: \*\* Jun. 29, 1999**

[54] **TOOTHBRUSH HANDLE**  
[75] Inventor: **Issac Zaksenberg**, Scotch Plains, N.J.  
[73] Assignee: **Colgate-Palmolive Company**, New York, N.Y.  
[\*\*] Term: **14 Years**  
[21] Appl. No.: **29/070,367**  
[22] Filed: **Apr. 29, 1997**

D. 388,614 1/1998 Weibrauch ..... D4/104  
2,094,240 9/1937 Herrick et al. .  
3,559,226 2/1971 Burns .  
4,222,143 9/1980 Tarrson et al. .  
4,387,479 6/1983 Kigyos .  
4,780,923 11/1988 Schultheiss ..... 15/167.1 X  
4,863,380 9/1989 Creed ..... 601/141 X  
5,029,358 7/1991 Zimmerman .  
5,283,924 2/1994 Kaminski et al. .  
5,331,708 7/1994 Ponzini ..... 15/167.1

**Related U.S. Application Data**

[63] Continuation-in-part of application No. 08/847,899, Apr. 28, 1997.  
[51] **LOC (6) Cl.** ..... **04-02**  
[52] **U.S. Cl.** ..... **D4/111**  
[58] **Field of Search** ..... D4/101, 104-112, D4/128, 132, 134, 138; 15/143.1, 159.1, 167.1, 176.1; 601/139, 141; 433/141, 142

*Primary Examiner*—Alan P. Douglas  
*Assistant Examiner*—Lavone D. Tabor  
*Attorney, Agent, or Firm*—Michael McGreal

[57] **CLAIM**

The ornamental design for a toothbrush handle, as shown and described.

**DESCRIPTION**

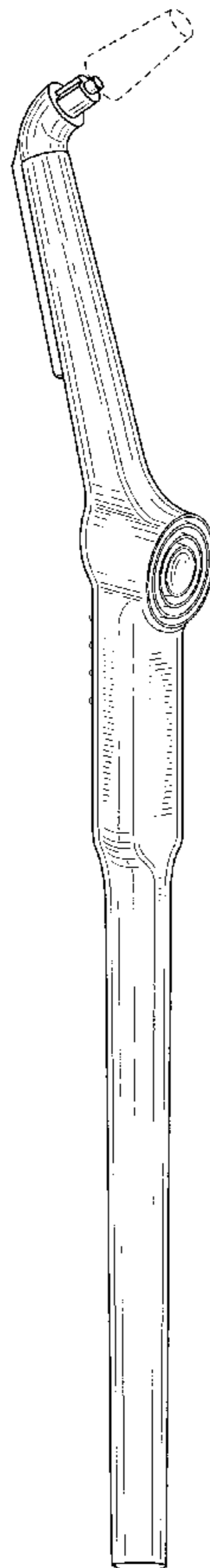
FIG. 1 is a perspective view of the toothbrush of my invention.  
FIG. 2 is a front elevational view thereof.  
FIG. 3 is a rear elevational view thereof.  
FIG. 4 is a right side elevational view thereof, the left side being a mirror image.  
FIG. 5 is a top plan view thereof; and,  
FIG. 6 is a bottom plan view thereof.  
The broken line showing of bristles is for illustrative purposes only and forms no part of the claimed design.

[56] **References Cited**

**U.S. PATENT DOCUMENTS**

D. 238,834 2/1976 Hjelle .  
D. 321,286 11/1991 Aldrich .  
D. 334,474 4/1993 Saucedo ..... D4/104  
D. 335,579 5/1993 Chuang ..... D4/105  
D. 365,209 12/1995 Plummer .  
D. 370,782 6/1996 Millner .

**1 Claim, 5 Drawing Sheets**



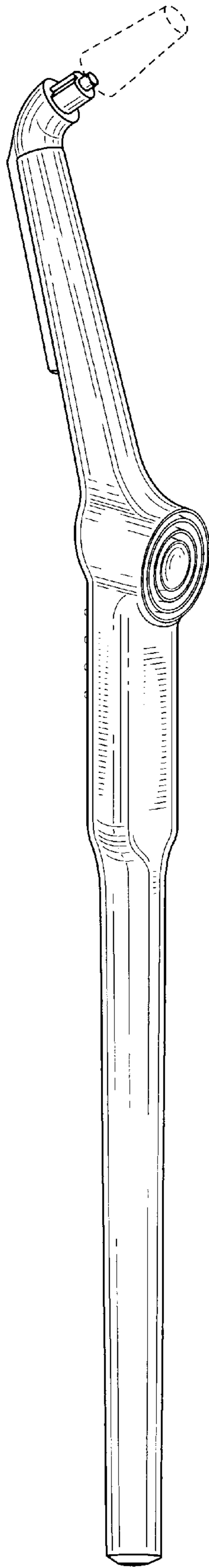


FIG. 1

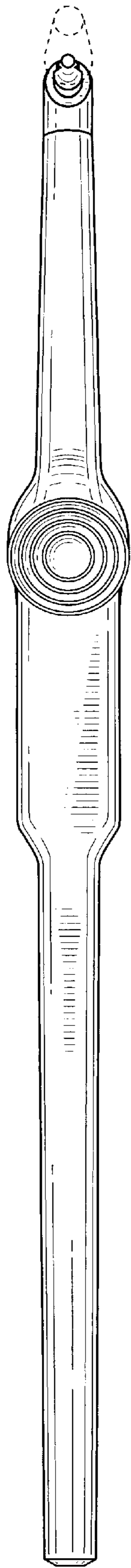


FIG. 2

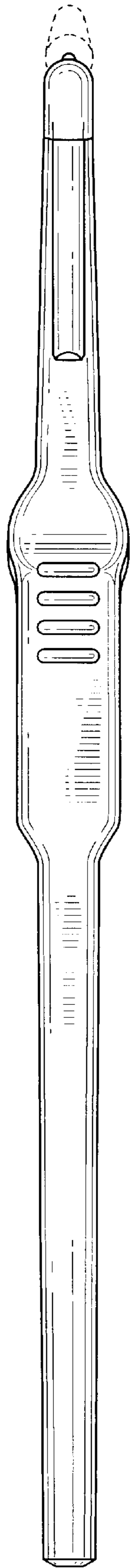


FIG. 3

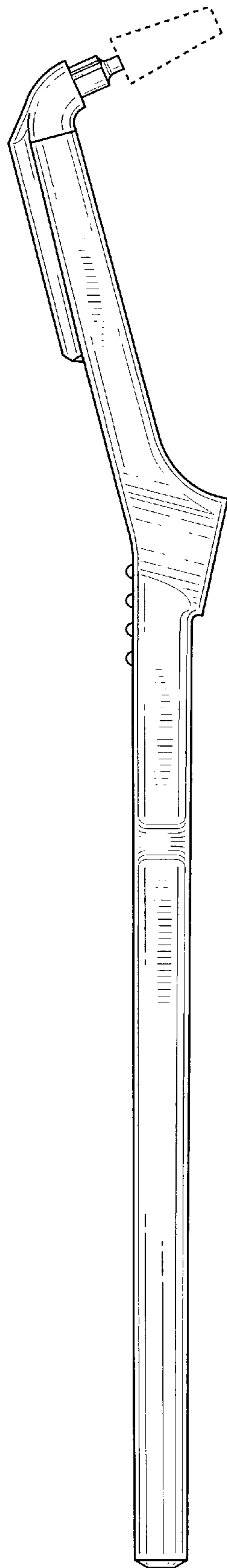


FIG. 4

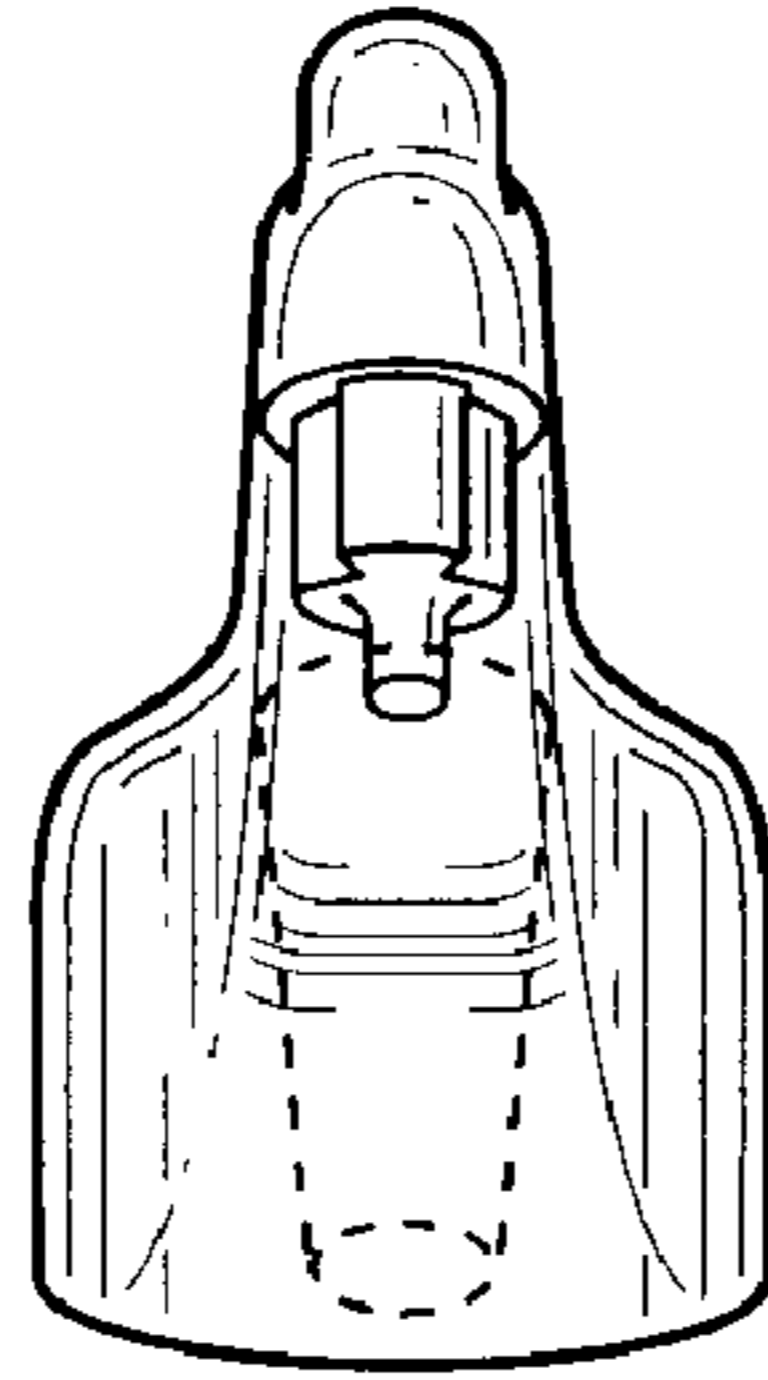


FIG. 5

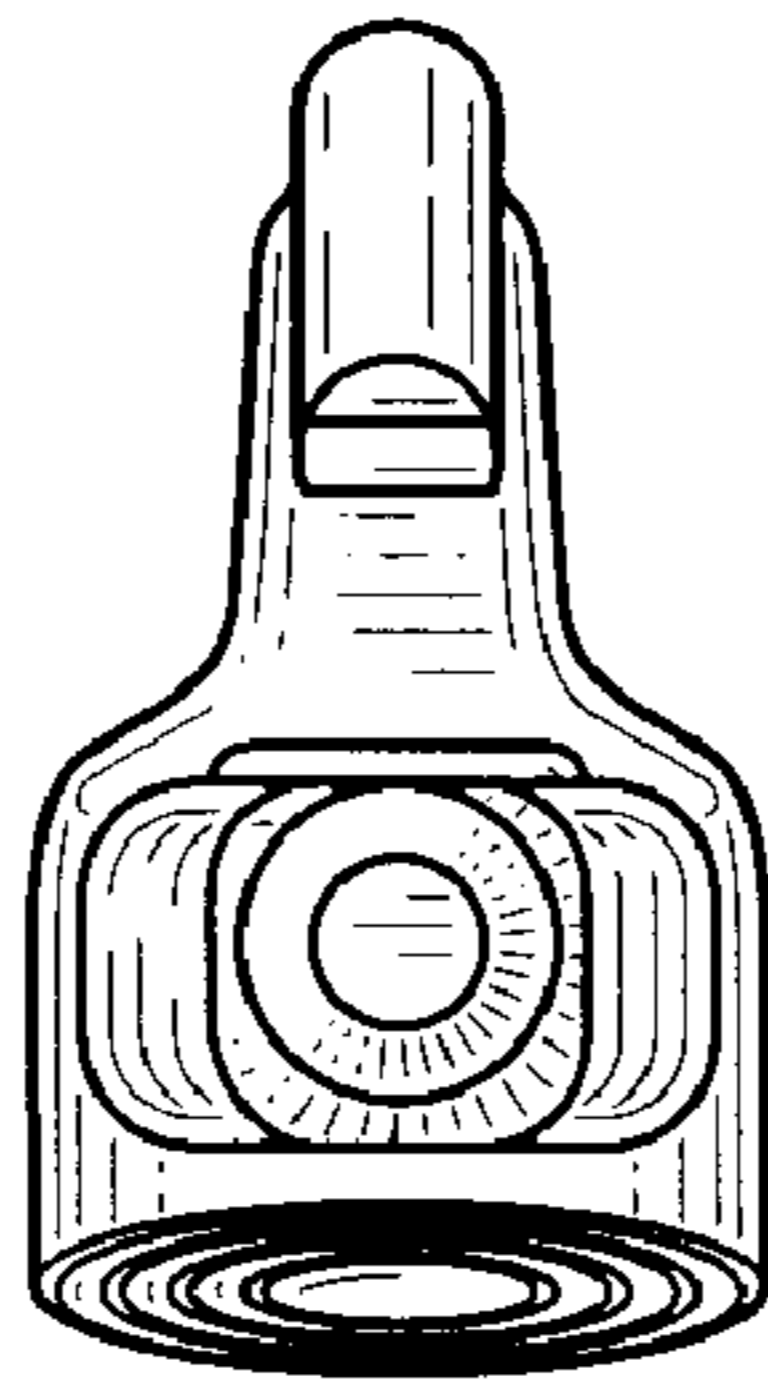


FIG. 6