



US00D411662S

United States Patent [19]

Carter

[11] Patent Number: **Des. 411,662**

[45] Date of Patent: **** Jun. 29, 1999**

[54] **HAND-PULLED OR SHOULDER-CARRIED CASE**

[76] Inventor: **Wallace Thomas Carter**, 118 Holiday Hills Dr., Wilmington, N.C. 28409

[**] Term: **14 Years**

[21] Appl. No.: **29/089,387**

[22] Filed: **Jun. 15, 1998**

[51] **LOC (6) Cl.** **03-01**

[52] **U.S. Cl.** **D3/279**

[58] **Field of Search** D3/273, 269, 272, D3/276, 279, 282; 190/18 A, 110, 112, 113; 206/315.1

[56] **References Cited**

U.S. PATENT DOCUMENTS

D. 282,303	1/1986	Jessen	D3/279
D. 285,145	8/1986	Hsieh	D3/279
D. 329,329	9/1992	Bomes et al.	D3/279
D. 339,227	9/1993	Fritze et al.	D3/279

D. 360,527	7/1995	Corney et al.	D3/279
D. 374,772	10/1996	Hotaling et al.	D3/279

Primary Examiner—Philip S. Hyder
Attorney, Agent, or Firm—Diller, Ramik & Wight, PC

[57] **CLAIM**

The ornamental design for a hand-pulled or shoulder-carried case, as shown and described.

DESCRIPTION

FIG. 1 is a perspective view of a hand-pulled or shoulder-carried case showing my new design; FIG. 2 is a front elevational view thereof; FIG. 3 is a bottom plan view thereof; FIG. 4 is a top plan view thereof; FIG. 5 is a side elevational view thereof with the opposite unillustrated side being a mirror image thereof; FIG. 6 is a rear plan view thereof; and, FIG. 7 is a perspective view thereof, in an alternate position. The broken line portions of FIGS. 1 and 7 are for illustrative purposes only and form no part of the claimed design.

1 Claim, 5 Drawing Sheets




FIG. 1




FIG. 2




FIG. 3




FIG. 4

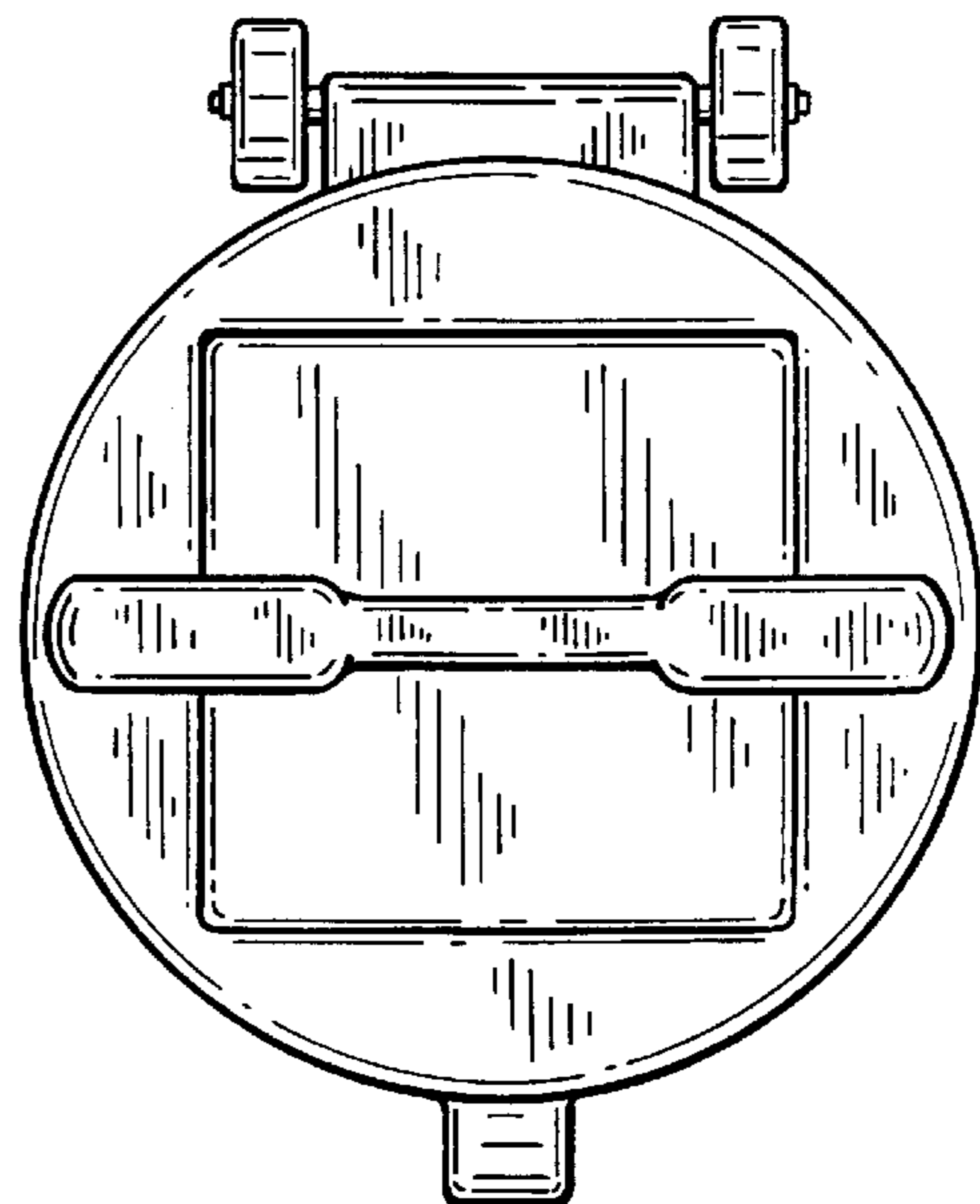


FIG. 5

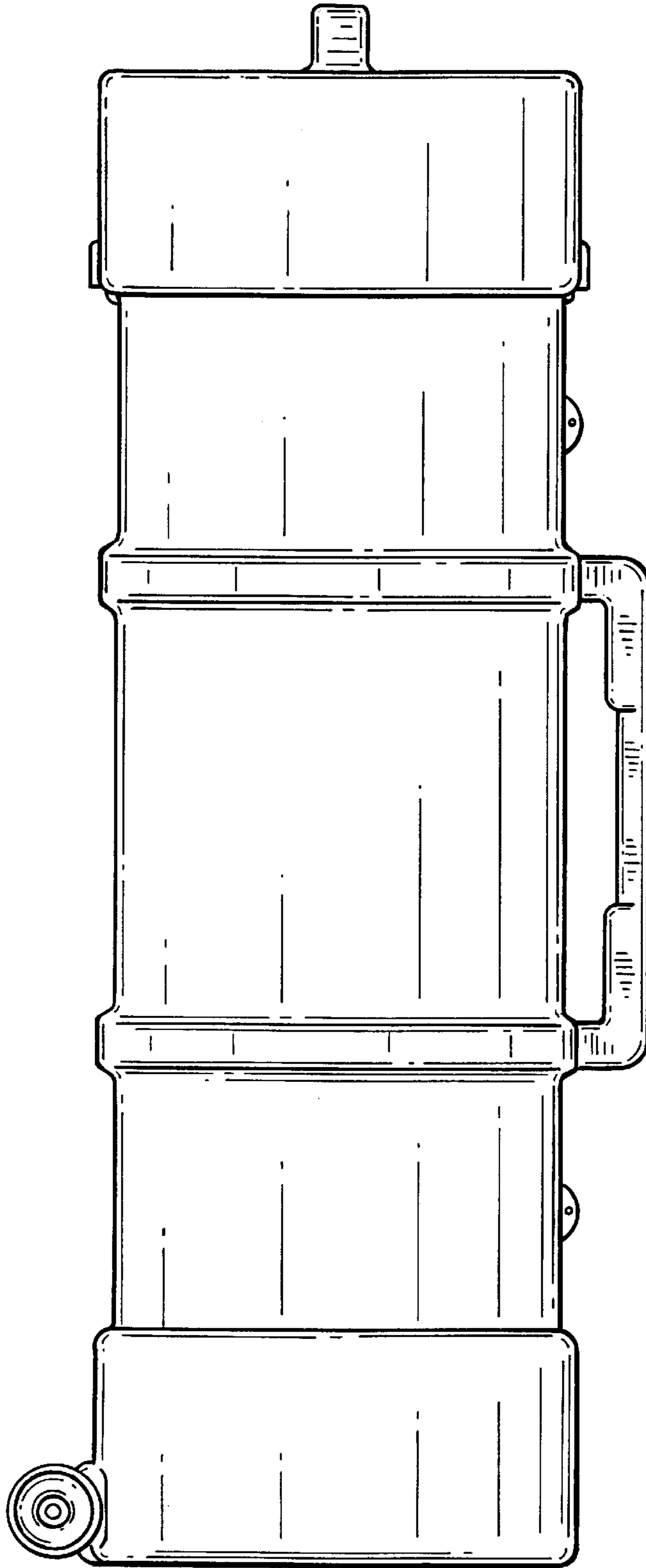


FIG. 6

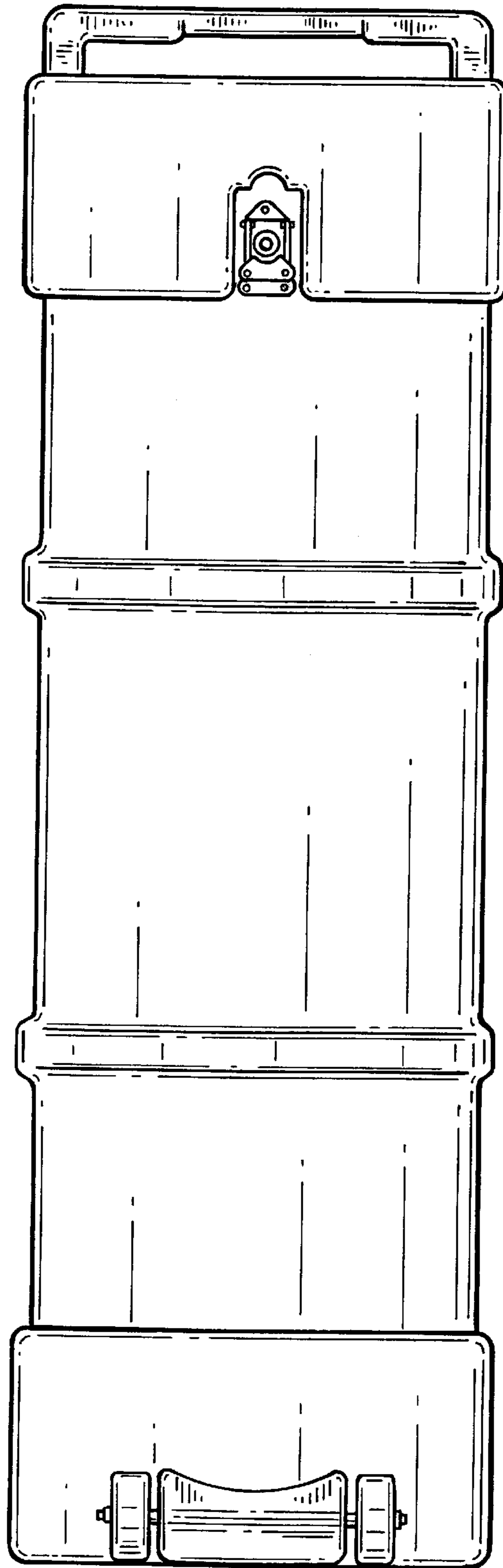


FIG. 7

