



US00D411651S

United States Patent [19]

Fougerousse

[11] Patent Number: **Des. 411,651**

[45] Date of Patent: **** Jun. 29, 1999**

[54] **COMBINED FIRE EXTINGUISHER AND MOUNT**

[75] Inventor: **Claude Fougerousse**, Cran Gevrier, France

[73] Assignee: **S2E Services**, Lyons, France

[**] Term: **14 Years**

[21] Appl. No.: **29/080,903**

[22] Filed: **Dec. 19, 1997**

[30] **Foreign Application Priority Data**

Jun. 25, 1997 [XH] Hague Agreement DM/040 568

[51] **LOC (6) Cl.** **29-01**

[52] **U.S. Cl.** **D29/125**

[58] **Field of Search** D23/225-226, D23/223, 232; D29/125-130; D22/104; 169/30, 70-71, 74, 76-78; 222/324, 402.1, 465.1, 470; D8/2

[56] **References Cited**

U.S. PATENT DOCUMENTS

D. 156,873 1/1950 Elsner D23/225

D. 244,702	6/1977	Montambo	D29/129
D. 279,035	5/1985	Braswell	D29/129
D. 283,801	5/1986	Brown et al.	D29/448
D. 285,477	9/1986	Hengesbach	D23/225
D. 286,318	10/1986	Passien	D23/225
D. 290,298	6/1987	Sinclair	D29/129
D. 295,214	4/1988	Miller	D23/225
D. 318,317	7/1991	Norman	D23/225

Primary Examiner—Ruth McInroy
Attorney, Agent, or Firm—Mathews, Collins, Shepherd & Gould, P.A.

[57] **CLAIM**

The ornamental design for a combined fire extinguisher and mount, as shown and described.

DESCRIPTION

FIG. 1 is a perspective view of a combined fire extinguisher and mount showing my new design;
FIG. 2 is a right side elevational view thereof;
FIG. 3 is a left side elevational view thereof;
FIG. 4 is a front elevational view thereof;
FIG. 5 is a top plan view thereof; and,
FIG. 6 is a bottom plan view thereof.

1 Claim, 3 Drawing Sheets

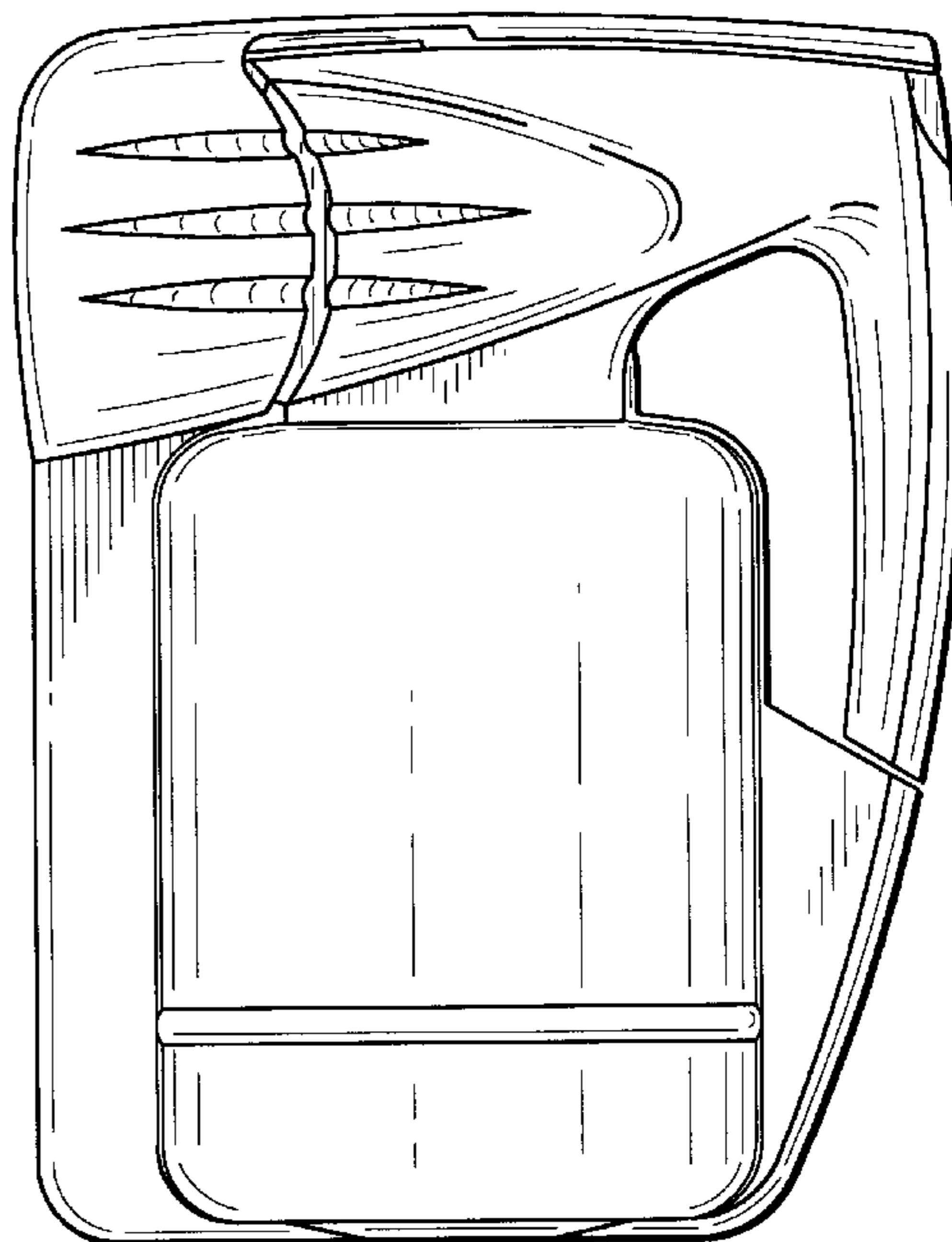


FIG. 1



FIG. 2

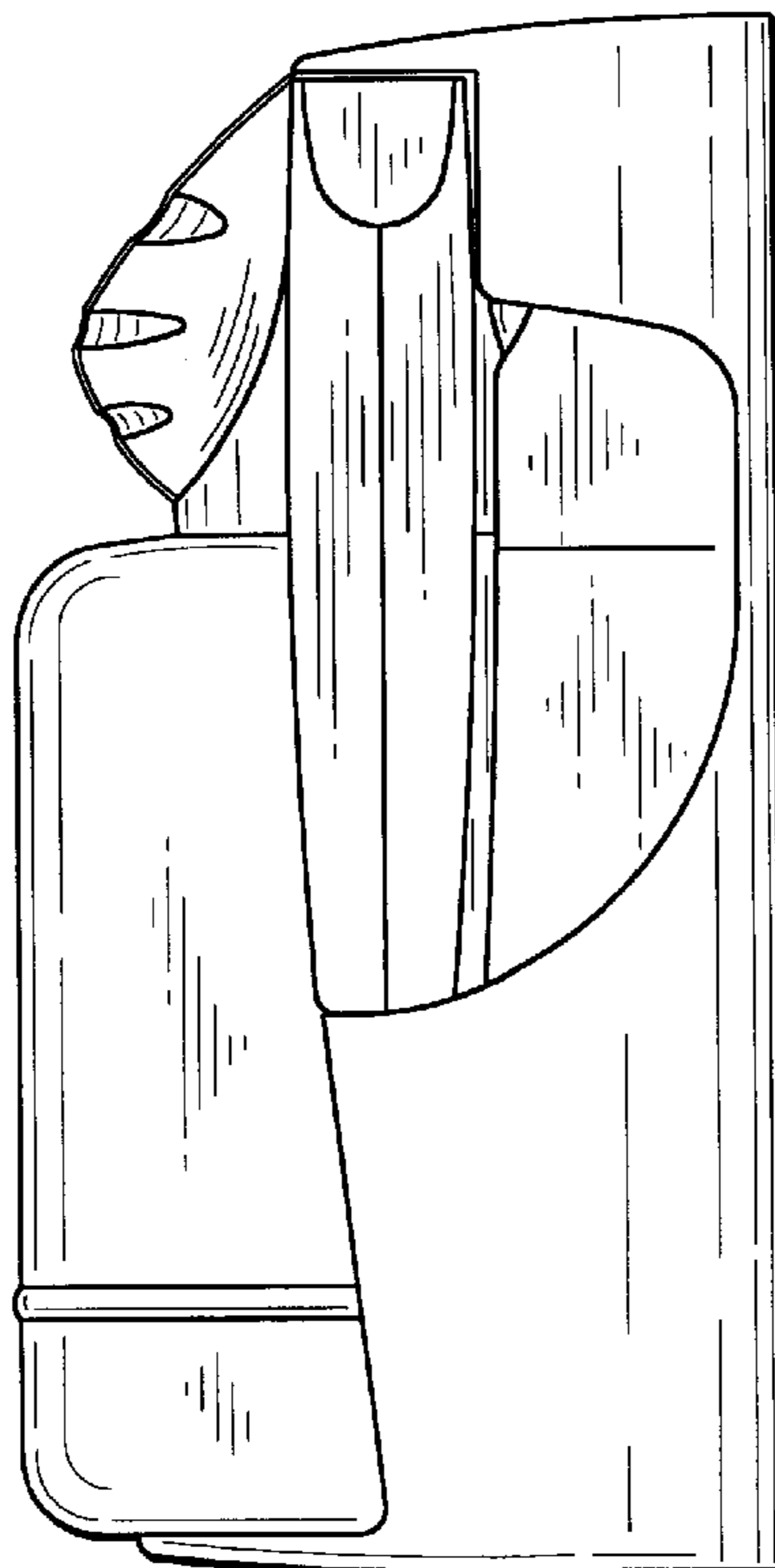


FIG. 3



FIG. 4

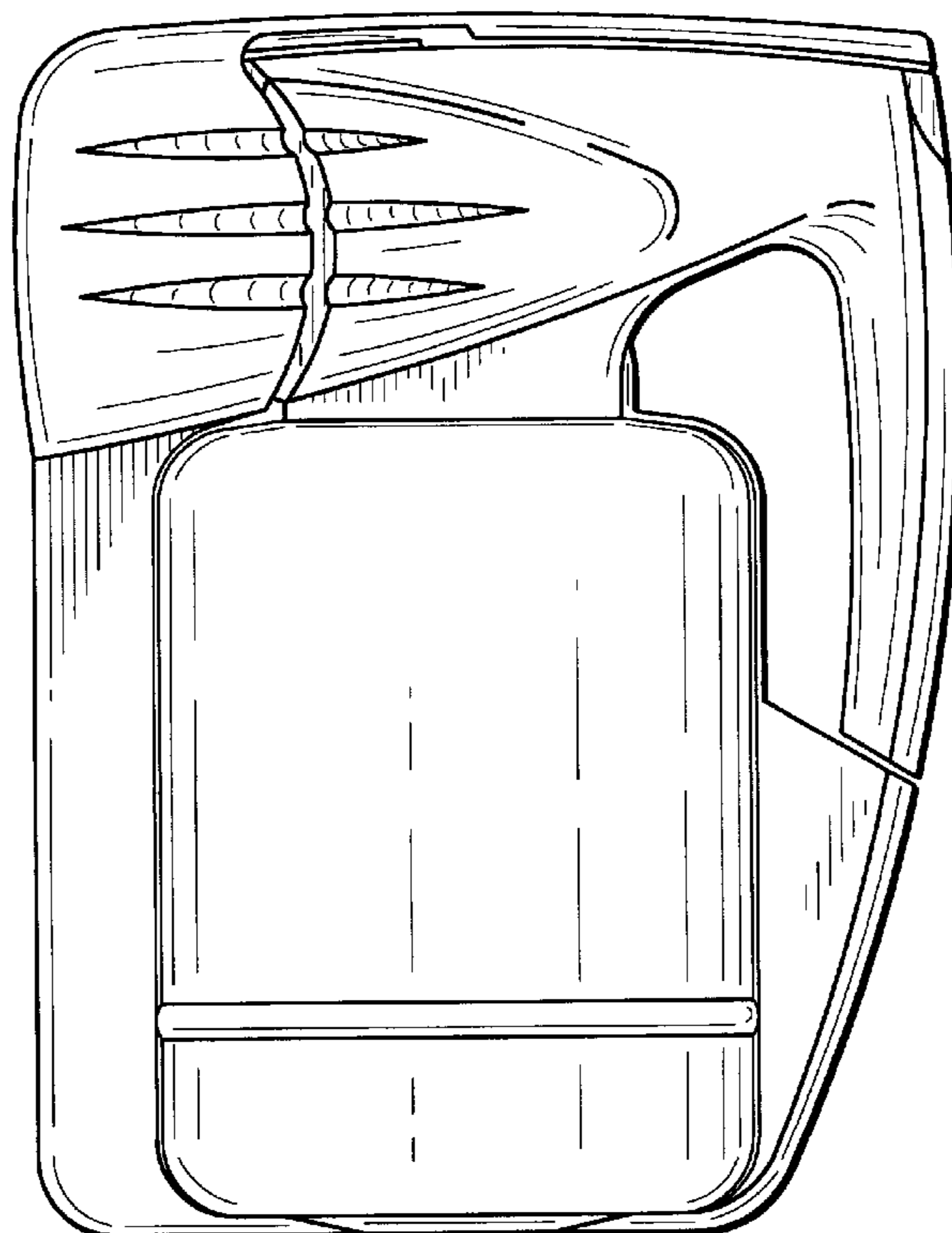


FIG. 5

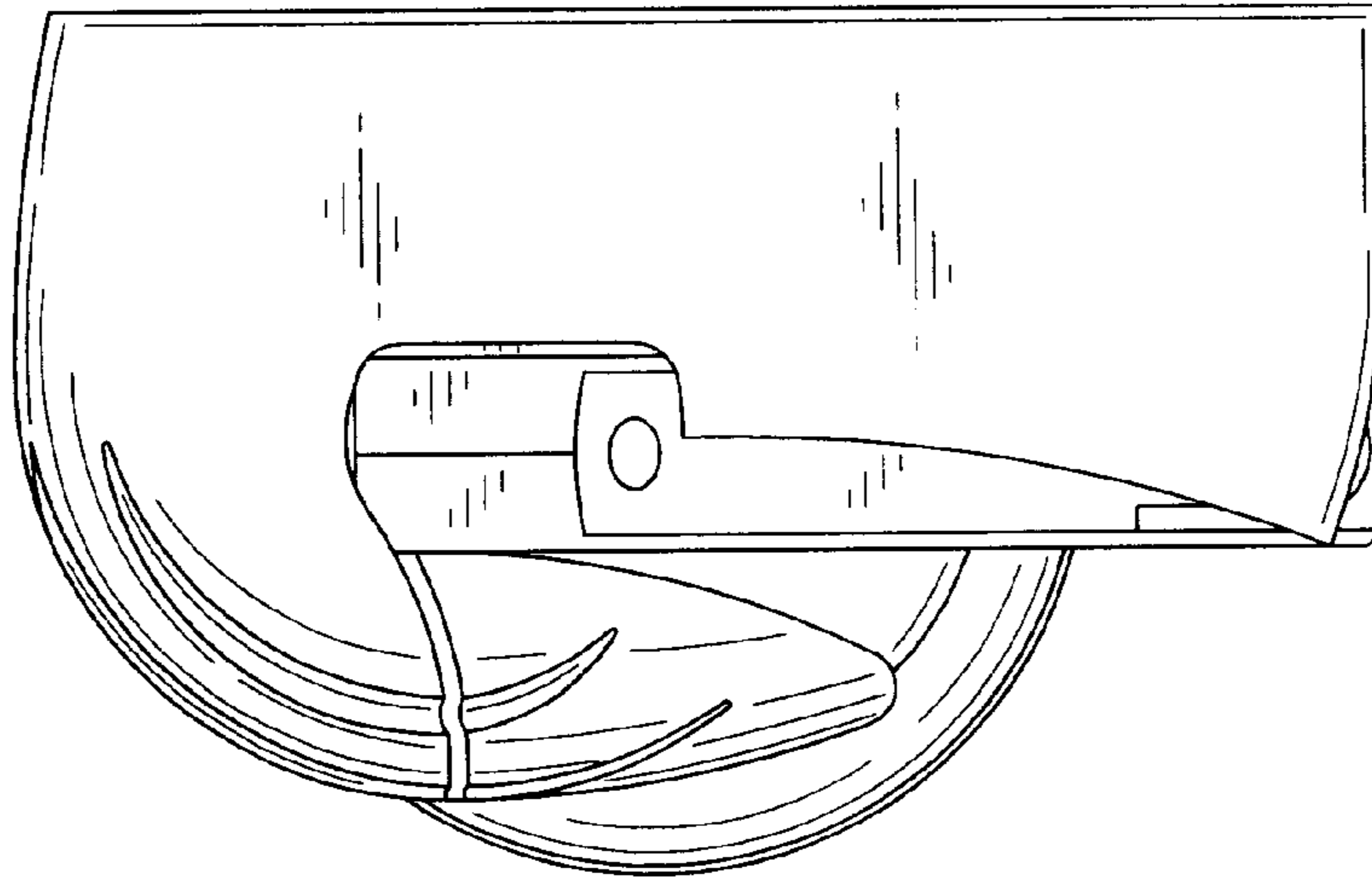


FIG. 6

