



US00D411646S

# United States Patent [19] Muller

[11] **Patent Number: Des. 411,646**  
[45] **Date of Patent: \*\* Jun. 29, 1999**

[54] **ACCESSORY ATTACHMENT FOR HAIR DRYER**

[75] Inventor: **Ronald L. Muller**, Norwalk, Conn.

[73] Assignee: **Philips Electronics North America Corporation**, New York, N.Y.

[\*\*] Term: **14 Years**

[21] Appl. No.: **29/091,748**

[22] Filed: **Aug. 5, 1998**

[51] **LOC (6) Cl.** ..... **28-03**

[52] **U.S. Cl.** ..... **D28/18**

[58] **Field of Search** ..... D28/12-18; 132/271; 34/96-98, 100, 101; 392/379, 380, 383-385

[56] **References Cited**

**U.S. PATENT DOCUMENTS**

D. 97,890	12/1935	Ballard	.....	D28/18 X
D. 239,471	4/1976	Gonzales	.....	D28/18
D. 239,885	5/1976	Leung	.....	D28/13
D. 272,194	1/1984	Suzuki	.....	D28/16
D. 369,229	4/1996	Oberheim	.....	D28/18
D. 393,925	4/1998	Kling	.....	D28/81
4,918,289	4/1990	Ohlsen et al.	.....	392/379
5,392,528	2/1995	Mc Dougall	.....	34/97
5,765,292	6/1998	Chan	.....	34/98

**FOREIGN PATENT DOCUMENTS**

100862	8/1979	Japan	.....	392/385
5076412	3/1993	Japan	.....	392/384
5076413	3/1993	Japan	.....	392/384
5130915	5/1993	Japan	.....	392/384

**OTHER PUBLICATIONS**

Hong Kong Enterprise Jun./1992, p. 143: hair dryer attachments at bottom of page.

Hong Kong Enterprise Jun./1995, p. 514—hair dryer attachments indicated by arrows.

Hong Kong Enterprise Jun./1996, p. 161—attachelement on item B in upper left corner of page.

*Primary Examiner*—Ted Shooman

*Assistant Examiner*—C. Tuttle

*Attorney, Agent, or Firm*—Ernestine C. Bartlett

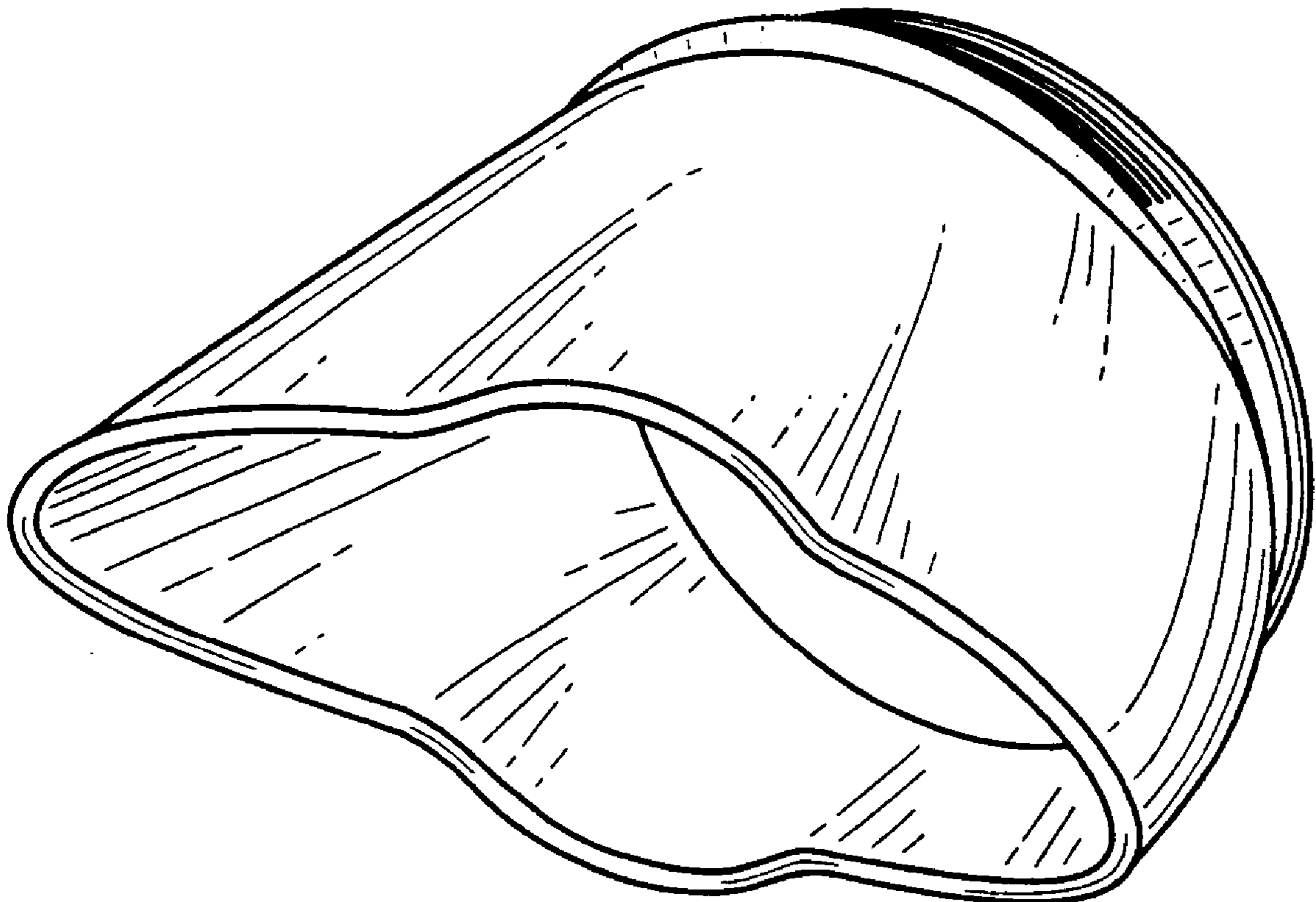
[57] **CLAIM**

The ornamental design for an accessory attachment for a hair dryer, as shown.

**DESCRIPTION**

FIG. 1 is a top perspective view showing my new design; FIG. 2 is a front elevational view thereof; FIG. 3 is a rear elevational view thereof; FIG. 4 is a right side elevational view thereof; and, FIG. 5 is a bottom plan view.

**1 Claim, 3 Drawing Sheets**



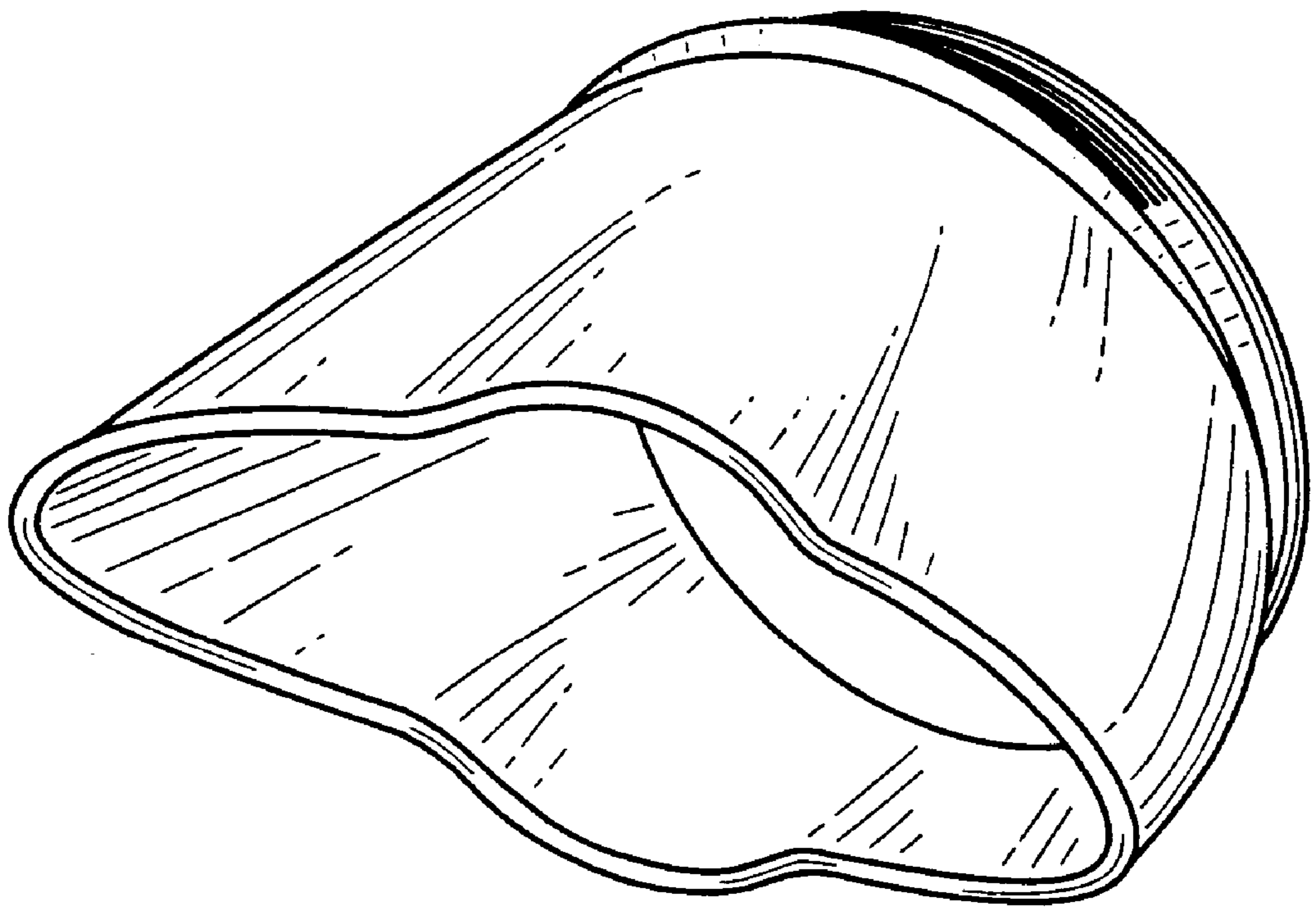


FIG. 1

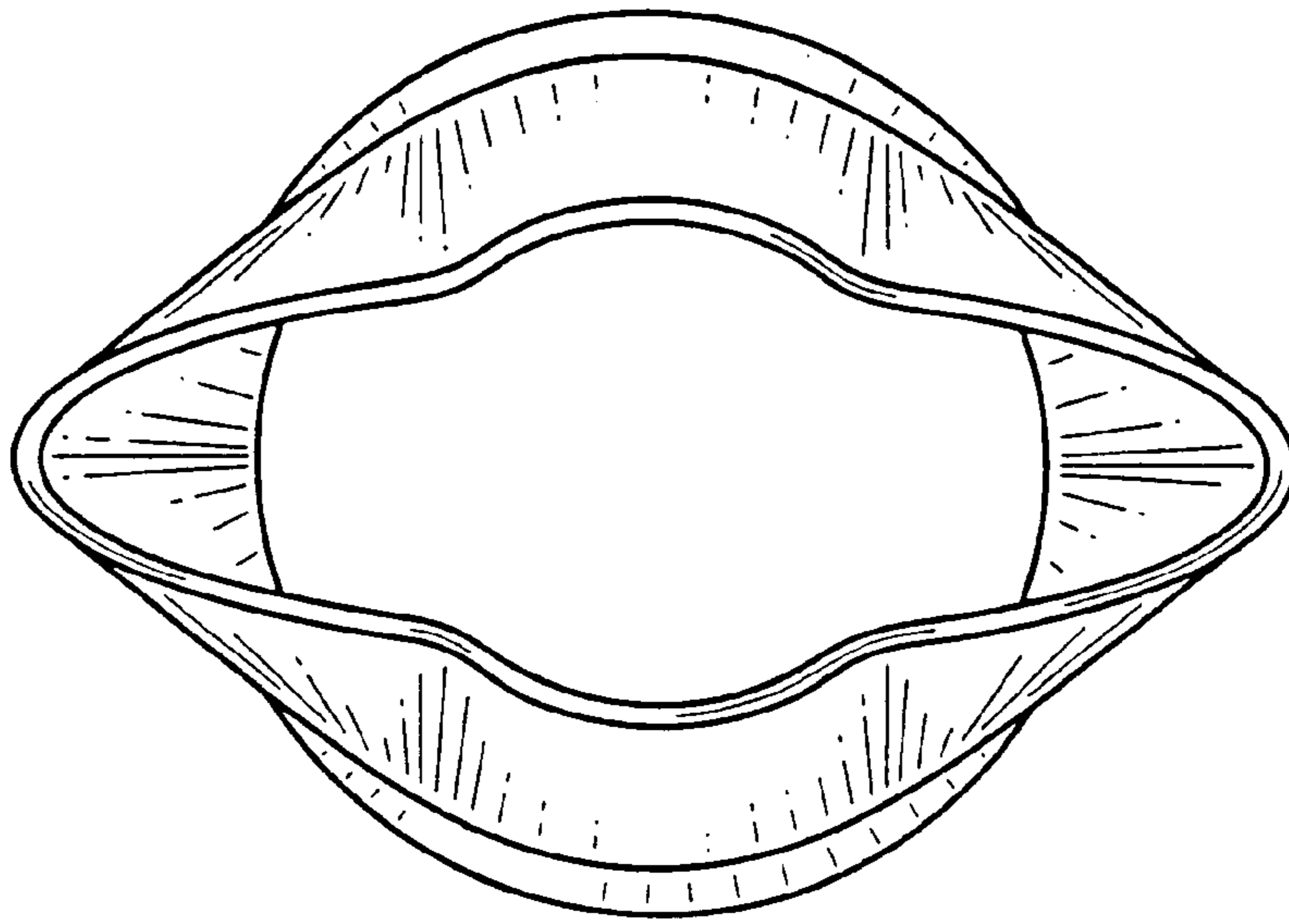


FIG. 2

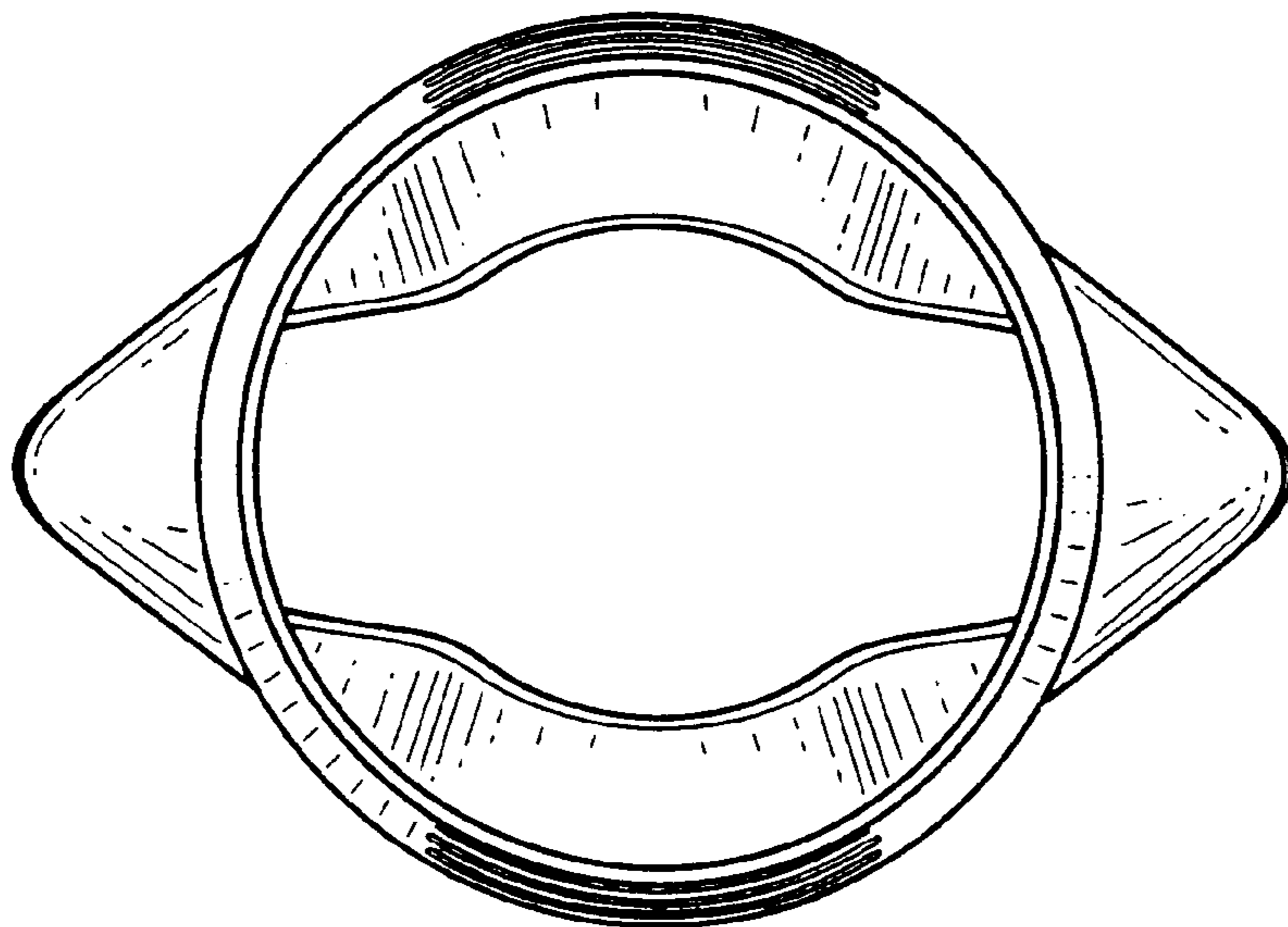


FIG. 3




FIG. 4




FIG. 5