



US00D411633S

United States Patent [19]

[11] **Patent Number: Des. 411,633**

Boss

[45] **Date of Patent: ** Jun. 29, 1999**

[54] **OIL CANDLE**

[75] Inventor: **Karen Boss**, Novato, Calif.

[73] Assignee: **Firelight Glass**, Emeryville, Calif.

[**] Term: **14 Years**

[21] Appl. No.: **29/088,080**

[22] Filed: **May 14, 1998**

[51] **LOC (6) Cl.** **26-04**

[52] **U.S. Cl.** **D26/6; D26/11**

[58] **Field of Search** D26/6, 7, 9, 11,
D26/10; 431/298, 288, 320, 311

[56] **References Cited**

U.S. PATENT DOCUMENTS

D. 260,186	8/1981	Busse	D26/6
D. 285,614	9/1986	Vanbragt	D26/11
D. 290,514	6/1987	Boss et al.	D26/11
D. 305,801	1/1990	Herb	D26/11
D. 316,152	4/1991	Barbuto	D26/11

OTHER PUBLICATIONS

Firelight Glass brochure; items S Star Tapers, 1997.
Illuminations catalog; item H Star Crystal Taper Oil Lamps;
p. 25, Oct. 1997.

Primary Examiner—Alan P. Douglas
Assistant Examiner—Robin V. Taylor
Attorney, Agent, or Firm—Townsend and Townsend and
Crew LLP

[57] **CLAIM**

The ornamental design for an oil candle, as shown and described.

DESCRIPTION

FIG. 1 is a perspective view of an oil candle showing my new design;

FIG. 2 is a top plan view thereof;

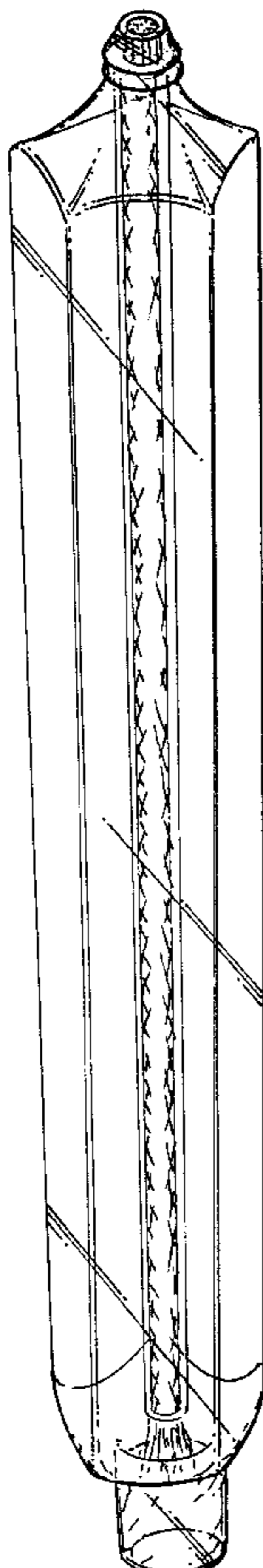
FIG. 3 is a front elevational view thereof;

FIG. 4 is a right-side elevational view thereof, the left-side elevational view being a mirror image;

FIG. 5 is a rear elevational view thereof; and,

FIG. 6 is a bottom plan view thereof.

1 Claim, 1 Drawing Sheet



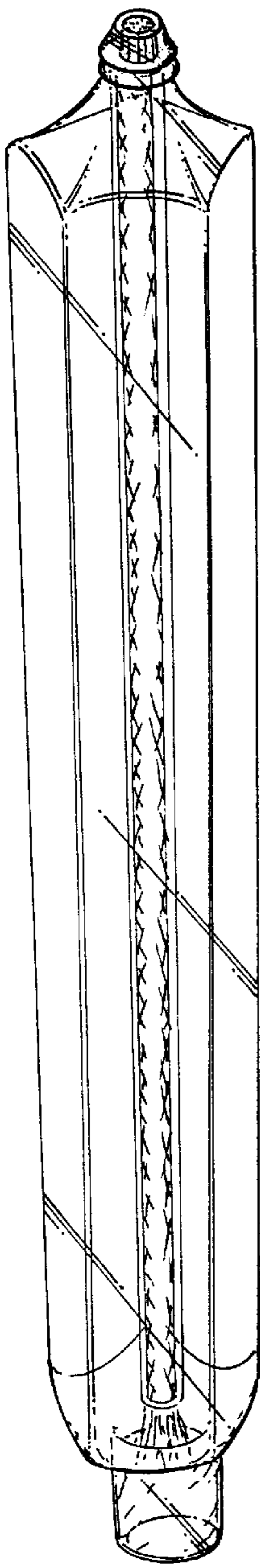
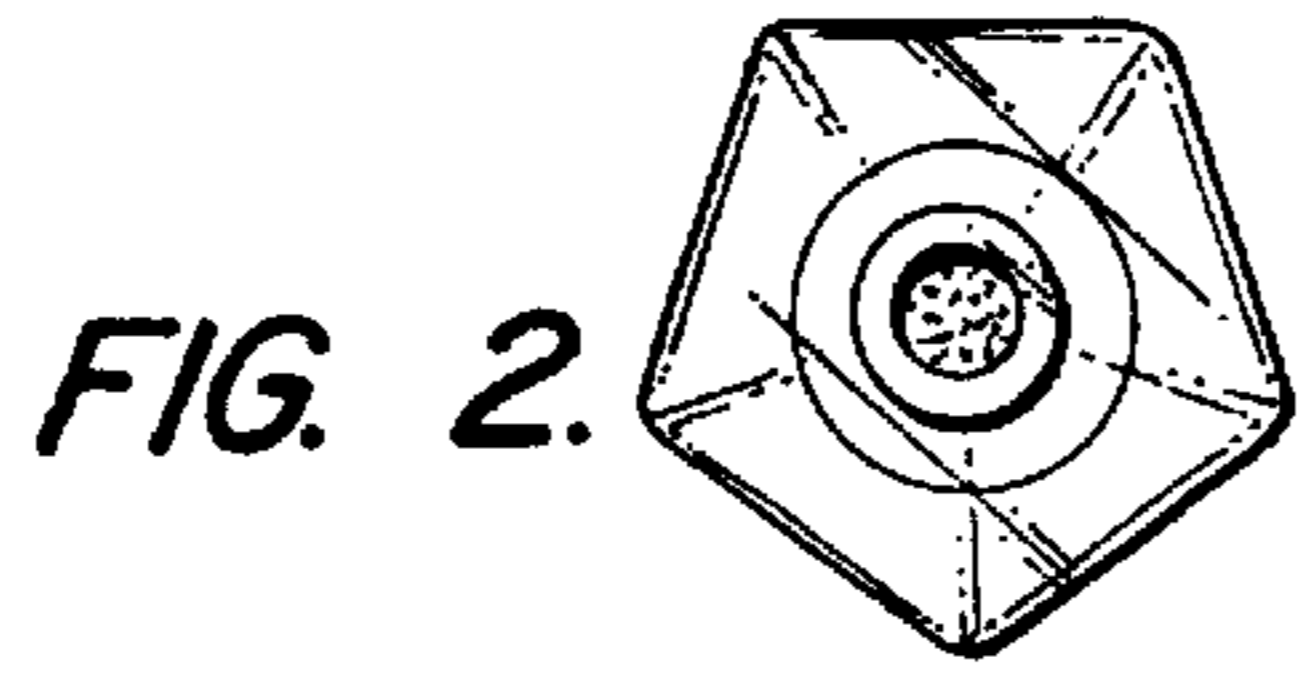


FIG. 1.




FIG. 3.

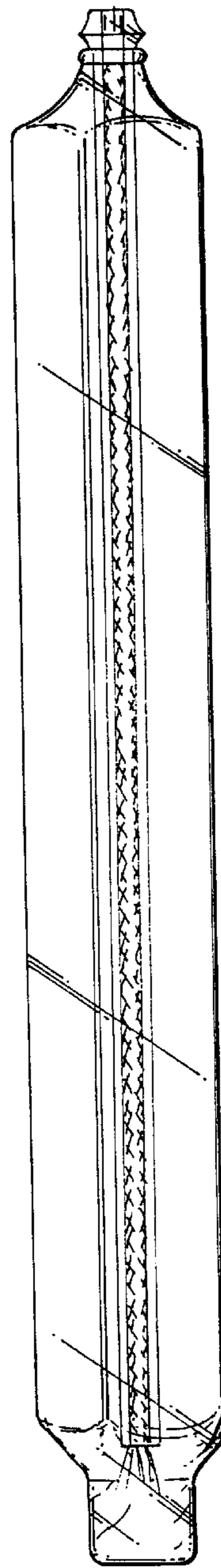


FIG. 4.




FIG. 5.

