



US00D411630S

**United States Patent** [19]  
**Alt**

[11] **Patent Number: Des. 411,630**  
[45] **Date of Patent: \*\* Jun. 29, 1999**

[54] **FLOOR PROTECTION DEVICE**

4,692,961 9/1987 Brown ..... 49/476.1  
5,056,263 10/1991 Bies ..... 49/476.1

[75] Inventor: **Steven J. Alt**, Perrysburg, Ohio

*Primary Examiner*—Doris Clark  
*Attorney, Agent, or Firm*—Donald R. Fraser

[73] Assignee: **Impact Products, Inc.**, Toledo, Ohio

[\*\*] Term: **14 Years**

[57] **CLAIM**

[21] Appl. No.: **29/089,461**

The ornamental design for a floor protection device, as shown and described.

[22] Filed: **Jun. 16, 1998**

**DESCRIPTION**

[51] **LOC (6) Cl.** ..... **25-01**

FIG. 1 is a front elevational view of a floor protection device incorporating the features of the present invention;

[52] **U.S. Cl.** ..... **D25/164**

FIG. 2 is a right side elevational view thereof;

[58] **Field of Search** ..... D25/164, 199;  
52/169.1; 49/462, 476.1, 455-457, 375

FIG. 3 is a left side elevational view thereof.

FIG. 4 is a rear elevational view thereof;

[56] **References Cited**

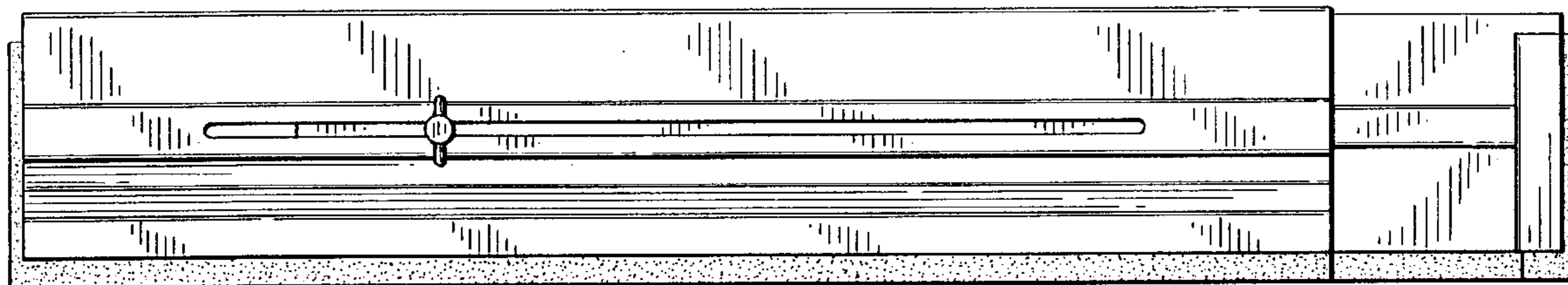
FIG. 5 is a top plan view thereof; and,

FIG. 6 is a bottom plan view thereof.

**U.S. PATENT DOCUMENTS**

D. 293,935 1/1988 Allen, Jr. .... D25/164

**1 Claim, 2 Drawing Sheets**



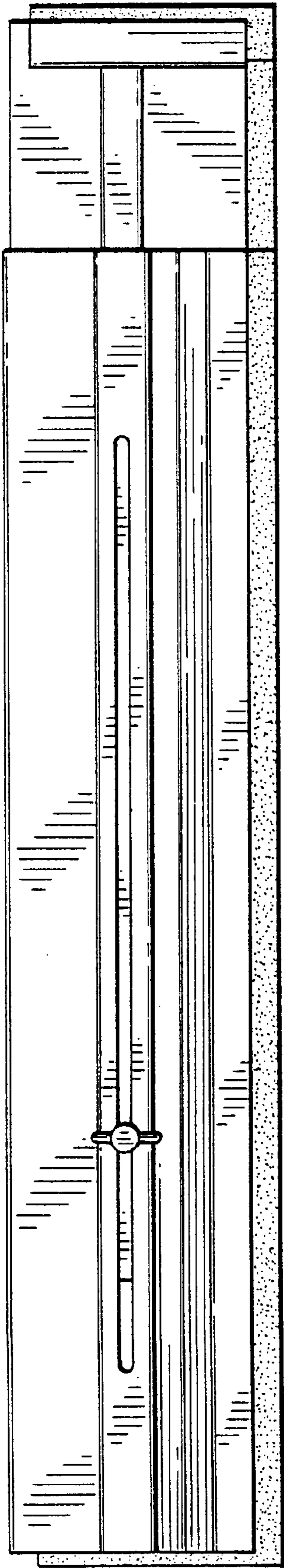


FIG. 1

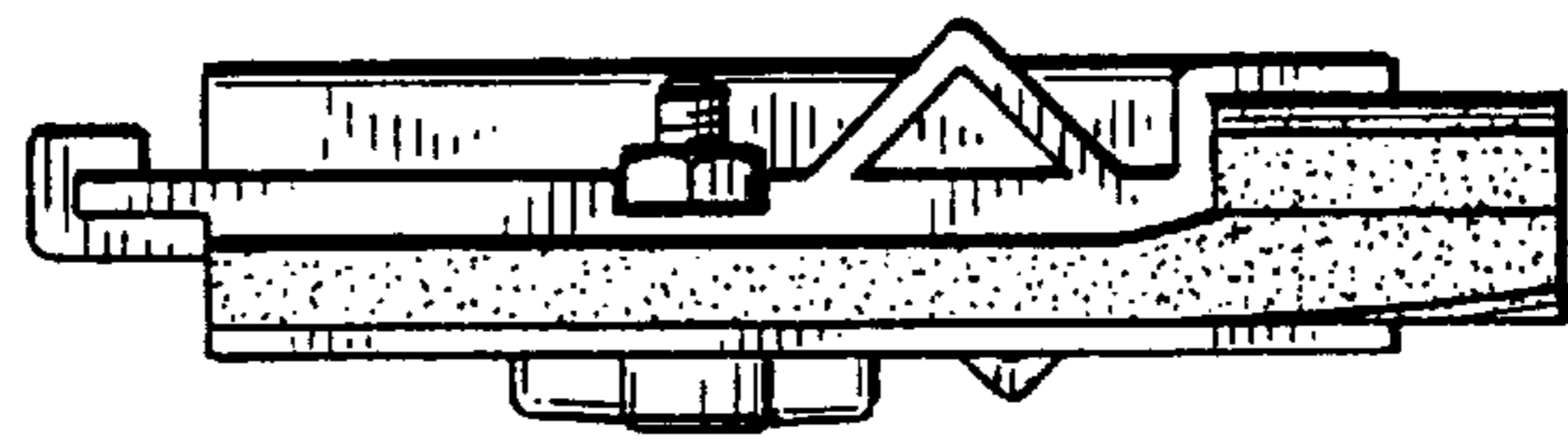


FIG. 2

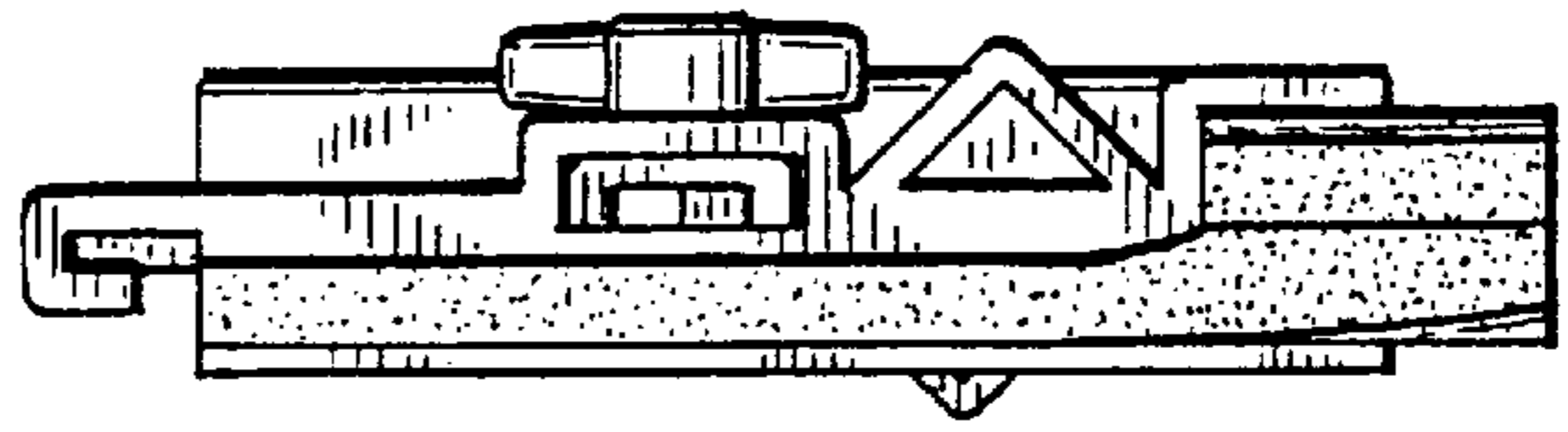


FIG. 3

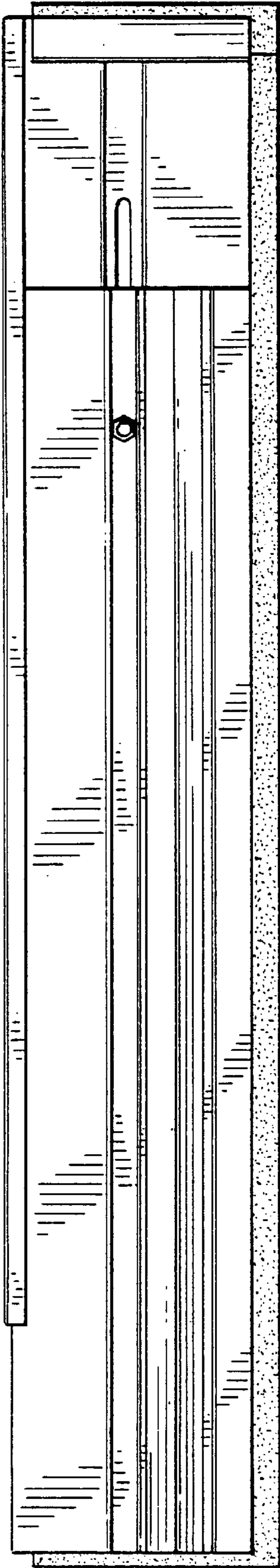


FIG. 4



FIG. 5



FIG. 6