



US00D411584S

United States Patent [19] Beyer

[11] **Patent Number: Des. 411,584**

[45] **Date of Patent: ** Jun. 29, 1999**

[54] **COUNTERTOP VIDEO AMUSEMENT
DEVICE**

[75] Inventor: **Anthony V. Beyer**, Downers Grove, Ill.

[73] Assignee: **De Amertek Corporation**, Oakbrook, Ill.

[**] Term: **14 Years**

[21] Appl. No.: **29/079,344**

[22] Filed: **Nov. 12, 1997**

[51] **LOC (6) Cl. 21-01**

[52] **U.S. Cl. D21/329**

[58] **Field of Search** D21/324, 329,
D21/331, 333; D14/117.1, 117.2, 124, 125,
115, 257, 114, 217, 218, 113, 299; 463/1,
30, 42, 46, 47; 455/352-355, 899, 151.1,
160.1, 154.1; 348/734; 273/148 B

[56] **References Cited**

U.S. PATENT DOCUMENTS

D. 331,060	11/1992	Emmons et al.	D14/218
D. 372,478	8/1996	Ricotta et al.	D14/217
D. 386,763	11/1997	Starck	D14/218
3,044,016	7/1962	Frihart et al.	455/353
5,091,832	2/1992	Tortola et al.	273/148 B X
5,243,430	9/1993	Emmons	455/151.1 X
5,317,505	5/1994	Karabed et al.	273/148 B X
5,491,497	2/1996	Suzuki	463/38 X
5,624,117	4/1997	Ohkubo et al.	273/148 B
5,785,317	7/1998	Sasaki	273/148 B

OTHER PUBLICATIONS

Advertisement of Micro Manufacturing, Inc. for countertop unit Global Touched HD -no date.

Lazer-Tron advertisement for stand alone unit "The Prize Zone!" -no date.

CES Creative Electronics and Software Inc. advertisement for a cocktail cabinet multigame video system, 1997.

National electronic Technologies advertisement for "Video Net" online unit, 1997.

Incredible Technologies, Inc. advertisement for "Golden Tee Golf" and three different types of video game units no date.

Midway Games Inc. advertisement for "Touch Master 3000" -1996.

A four page flyer from Merit Industries, Inc. on several units entitled "Megatouch XL", 1997.

Primary Examiner—Prabhakar Deshmukh
Attorney, Agent, or Firm—Lee, Mann, Smith, McWilliams, Sweeney & Ohlson

[57] **CLAIM**

The ornamental design for a countertop video amusement device, as shown and described.

DESCRIPTION

FIG. 1 is a perspective view of a counter top video amusement device showing my new design;

FIG. 2 is a front elevational view thereof;

FIG. 3 is a top plan view thereof;


FIG. 4 is a left side elevational view thereof;

FIG. 5 is a right side elevational view thereof; and,

FIG. 6 is a bottom plan view thereof.

The broken line showing of a video screen and controls is for illustrative purpose only and forms no part of the claim.

1 Claim, 2 Drawing Sheets



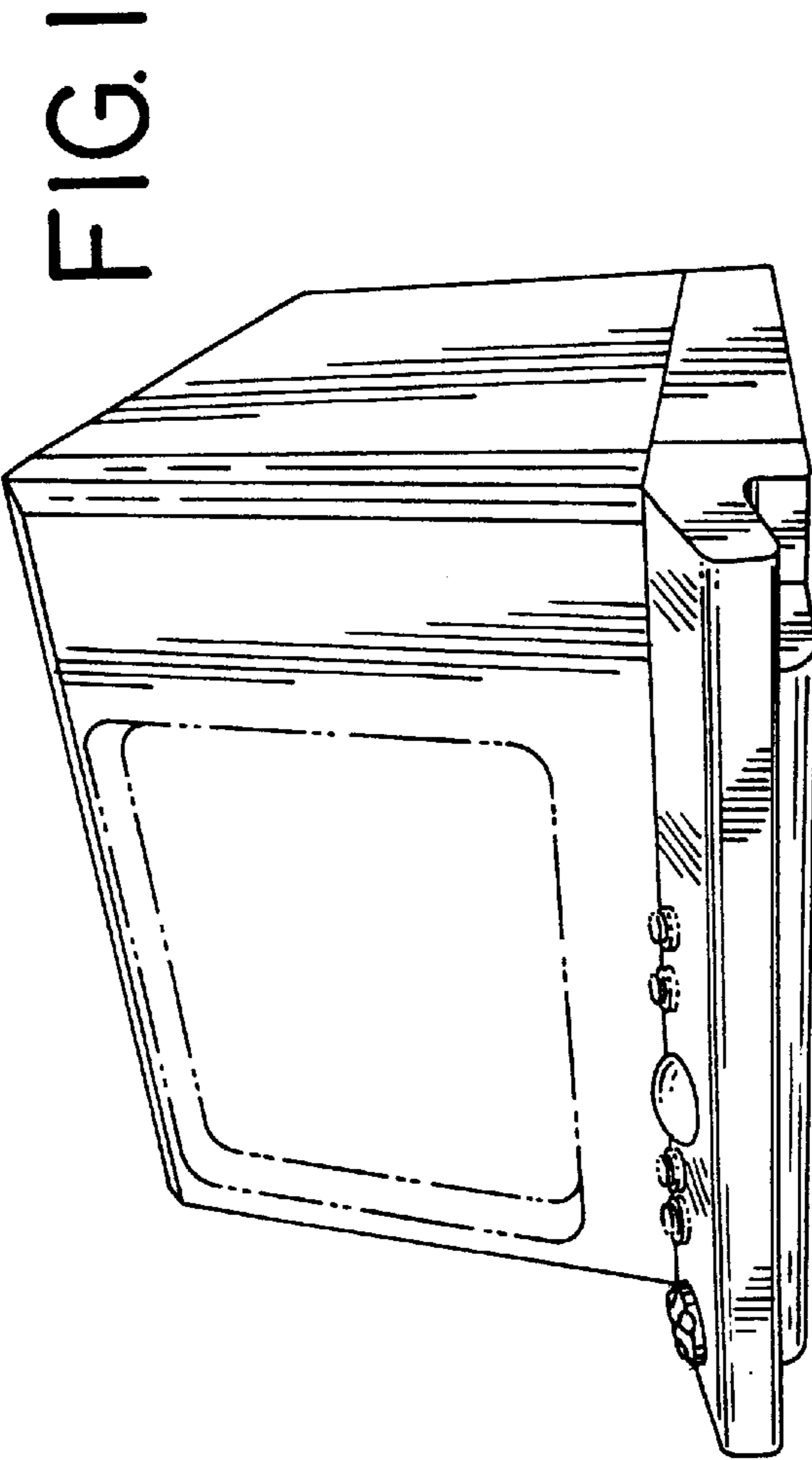


FIG. 3

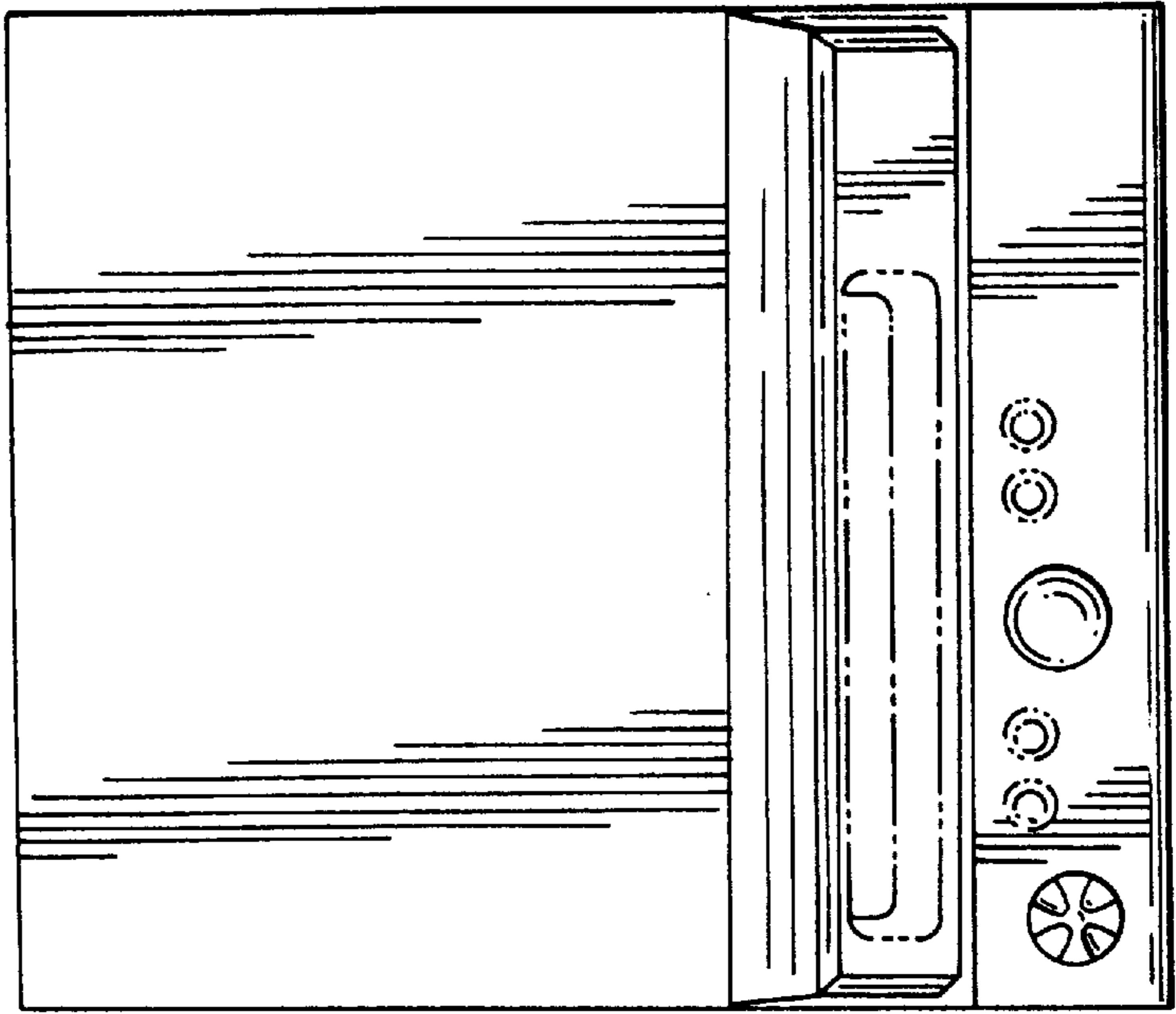


FIG. 2

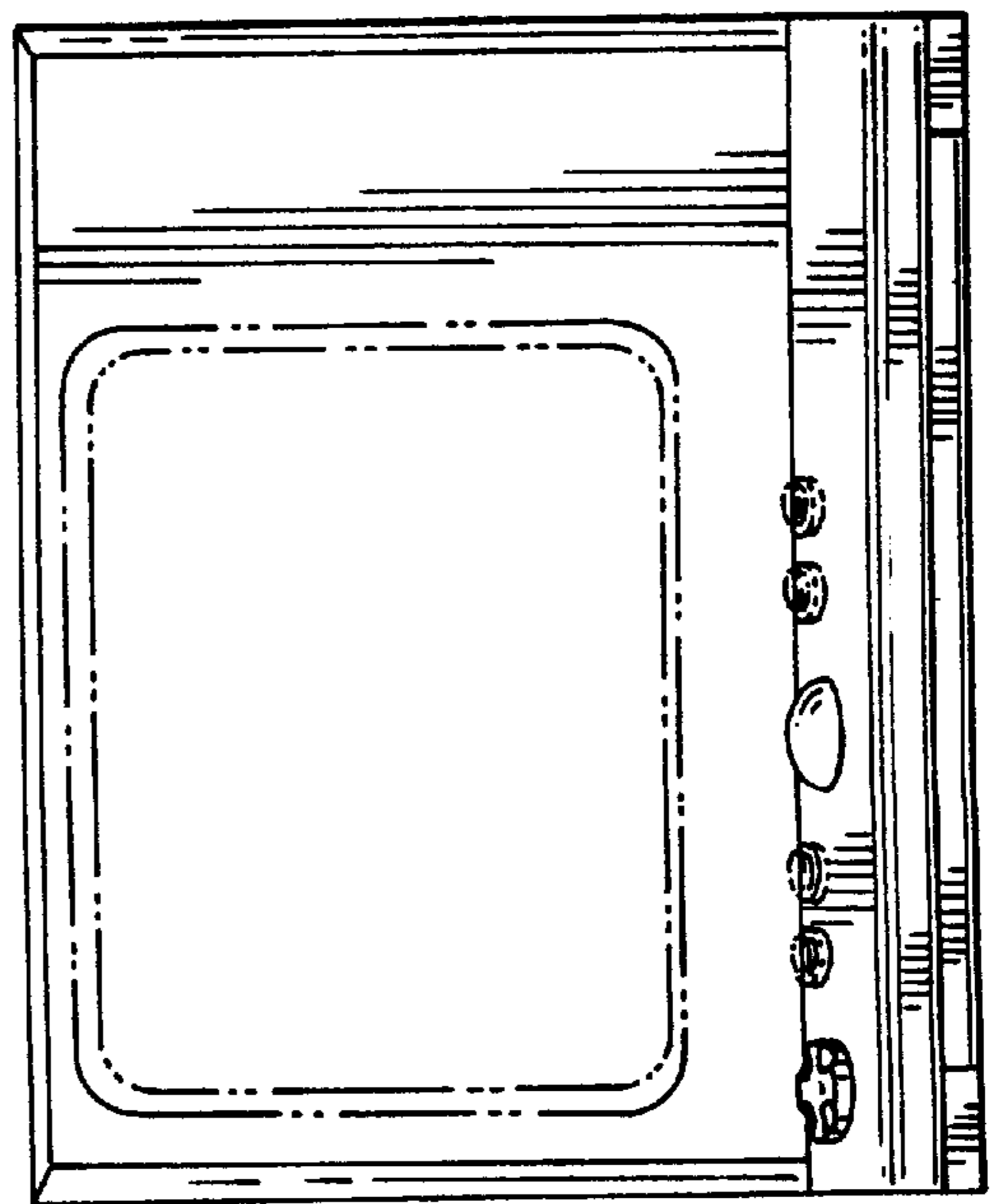


FIG. 4




FIG. 5




FIG. 6

