



US00D411575S

# United States Patent [19]

LaBorde et al.

[11] Patent Number: **Des. 411,575**

[45] Date of Patent: **\*\* Jun. 29, 1999**

[54] **SLIDE FOR SCARF AND NECKTIE**

[76] Inventors: **Jeff M. LaBorde; Margarita J. LaBorde**, both of 11528 Hela Ave., Lake View Terrace, Calif. 91342

[\*\*] Term: **14 Years**

[21] Appl. No.: **29/090,742**

[22] Filed: **Jul. 15, 1998**

[51] **LOC (6) Cl.** ..... **02-05**

[52] **U.S. Cl.** ..... **D2/609**

[58] **Field of Search** ..... D2/600, 607, 608, D2/609; 2/137, 138, 145, 156, 152.1

[56] **References Cited**

**U.S. PATENT DOCUMENTS**

|            |         |            |       |          |
|------------|---------|------------|-------|----------|
| D. 182,767 | 5/1958  | Kutznor    | ..... | D2/607   |
| D. 388,238 | 12/1997 | LaBorde    | ..... | D2/609   |
| 2,180,861  | 11/1939 | Casidy     | ..... | 2/153    |
| 2,553,437  | 5/1951  | Burke      | ..... | 2/150    |
| 2,631,292  | 3/1953  | Cunningham | ..... | D2/608 X |
| 2,663,023  | 12/1953 | Thorpe     | ..... | 2/153    |
| 2,714,719  | 8/1955  | Peake      | ..... | 2/153    |

|           |         |             |       |         |
|-----------|---------|-------------|-------|---------|
| 2,728,081 | 12/1955 | Zelevansky  | ..... | 2/153   |
| 3,745,614 | 7/1973  | Tsang       | ..... | 2/153   |
| 4,748,692 | 6/1988  | Fukushima   | ..... | 2/152.1 |
| 5,035,002 | 7/1991  | Knight, Jr. | ..... | 2/153   |
| 5,216,757 | 6/1993  | Dorkin      | ..... | 2/152.1 |
| 5,390,370 | 2/1995  | Koy         | ..... | 2/153   |

*Primary Examiner*—Paula A. Mortimer

[57] **CLAIM**

The ornamental design for a slide for scarf and necktie, as shown and described.

**DESCRIPTION**

FIG. 1 is a front elevational view of a slide for scarf and necktie showing our new design; FIG. 2 is a rear elevational view; FIG. 3 is a left side elevational view; FIG. 4 is a front elevational view shown in a position of use, the broken line showing of a necktie is for illustrative purposes only and forms no part of the claimed design; and, FIG. 5 is a front elevational view shown in a position of use, the broken line showing of a scarf and figure is for illustrative purposes only and forms no part of the claimed design.

**1 Claim, 2 Drawing Sheets**

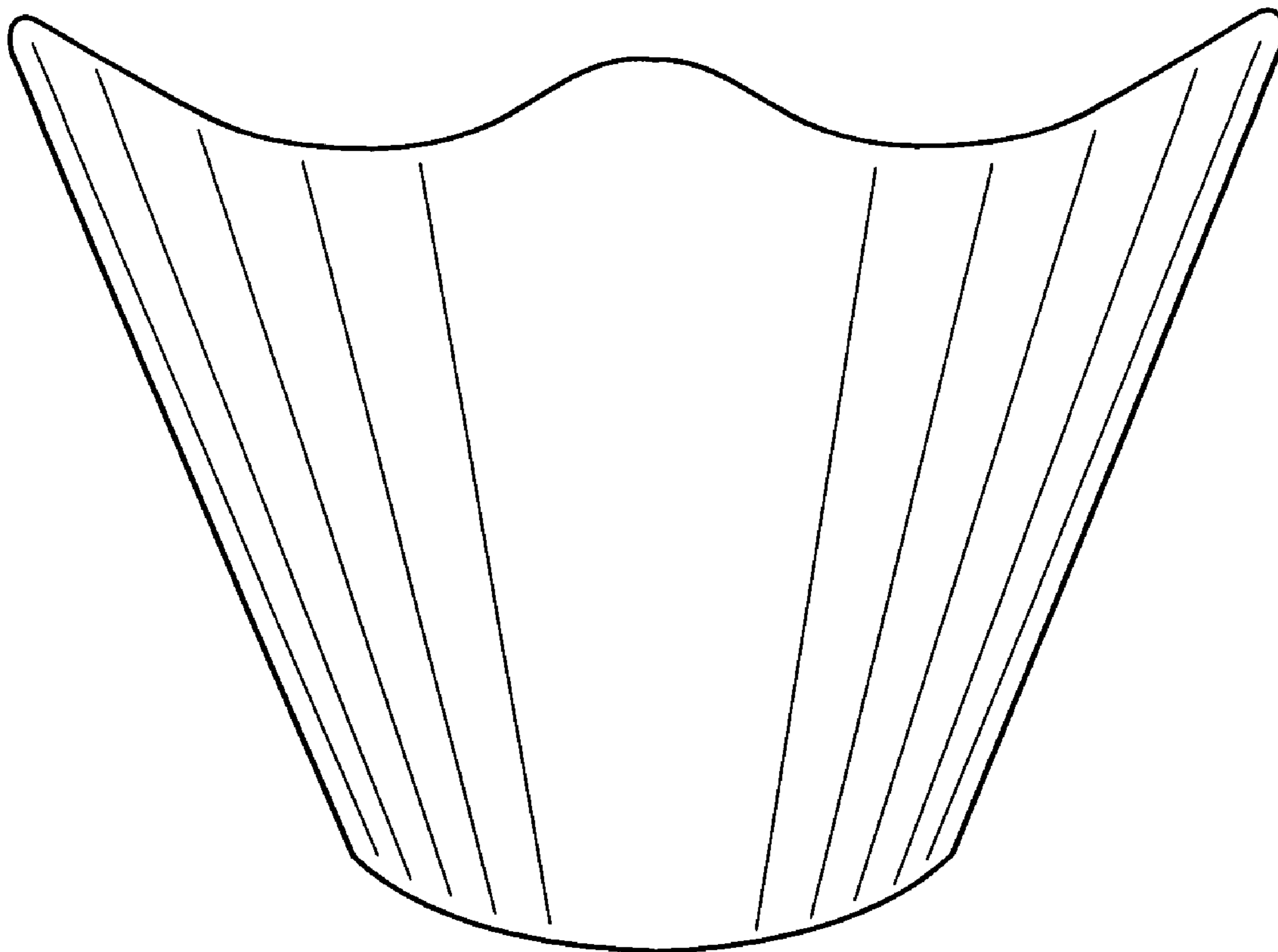


FIG. 1

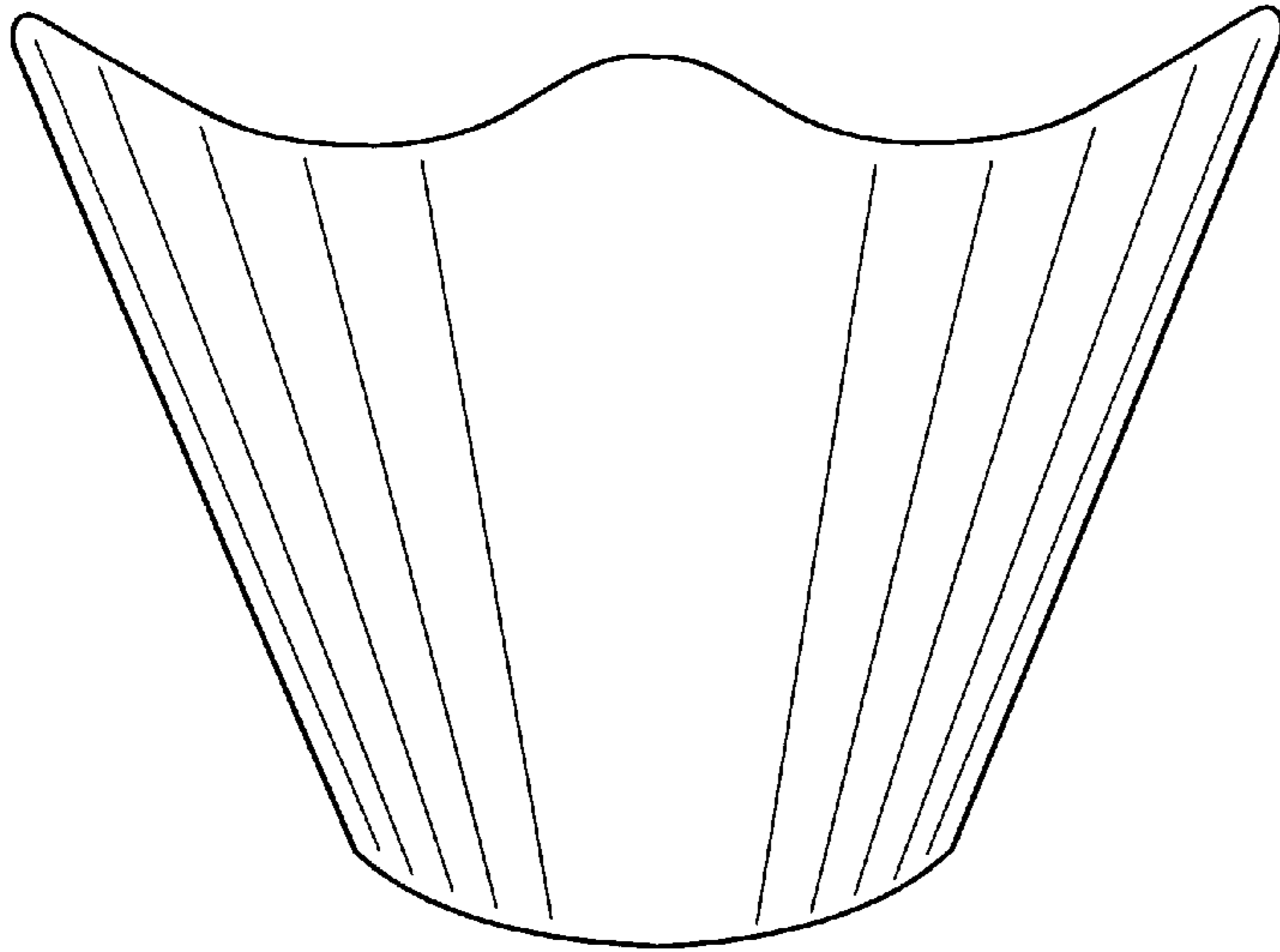


FIG. 3

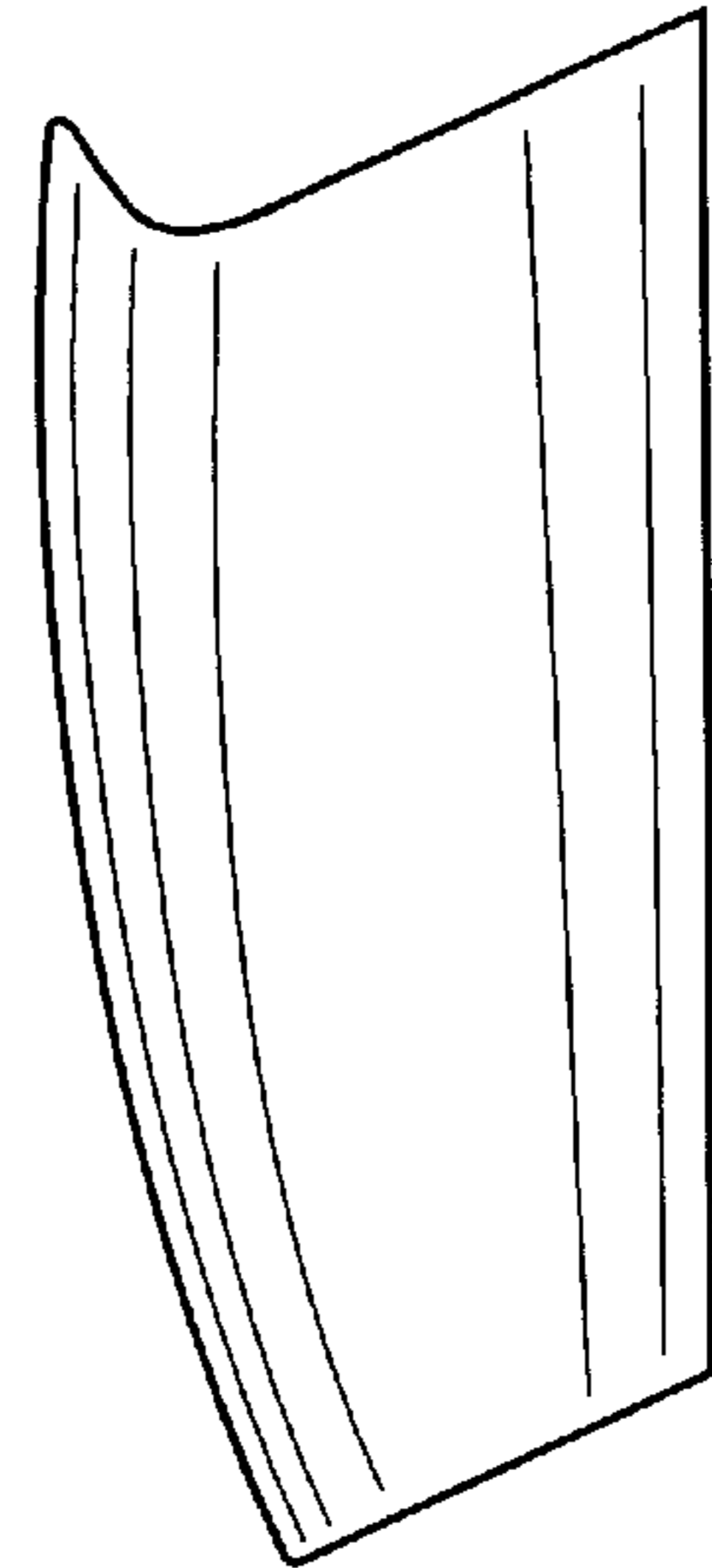


FIG. 2

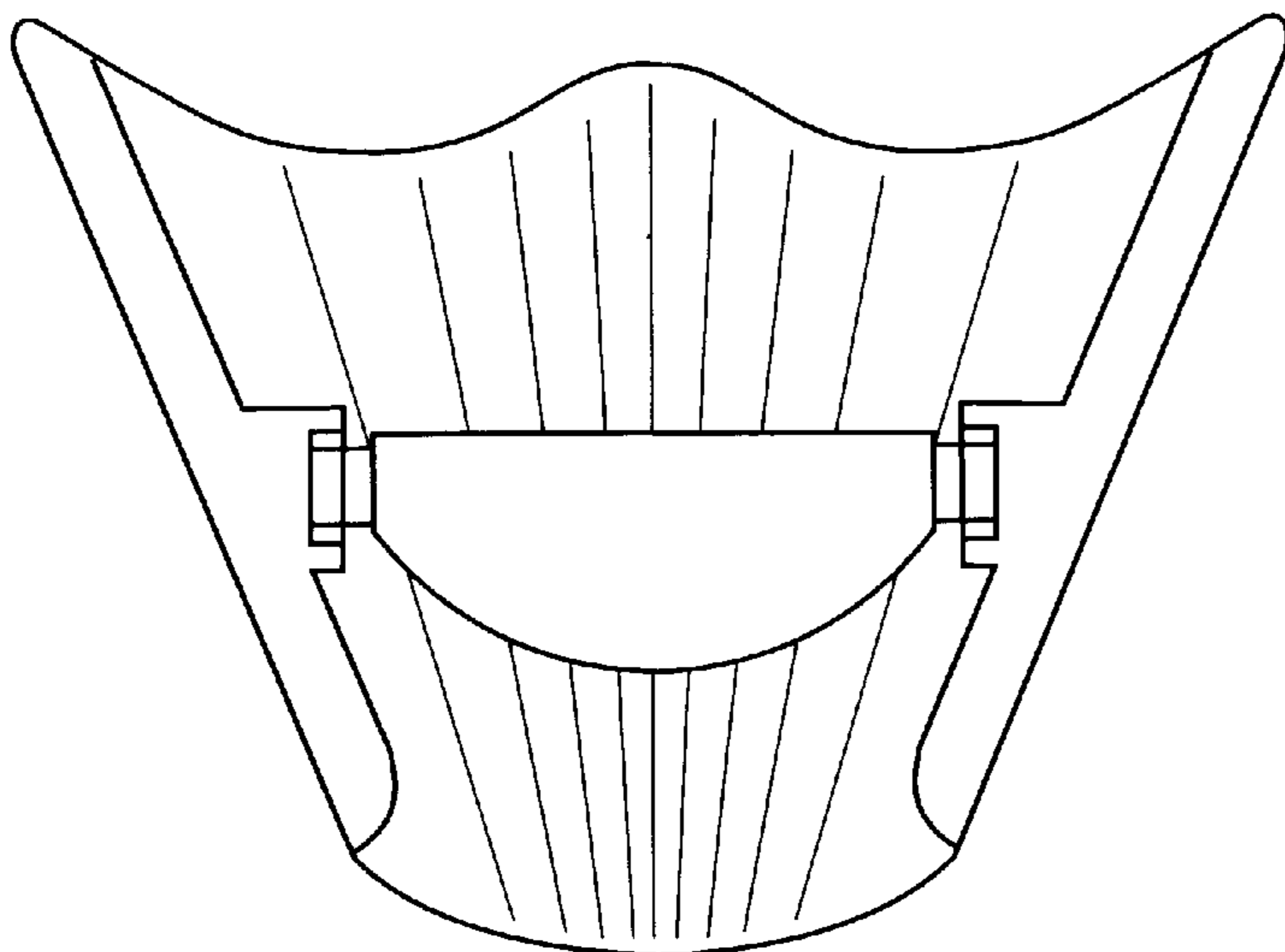


FIG. 4

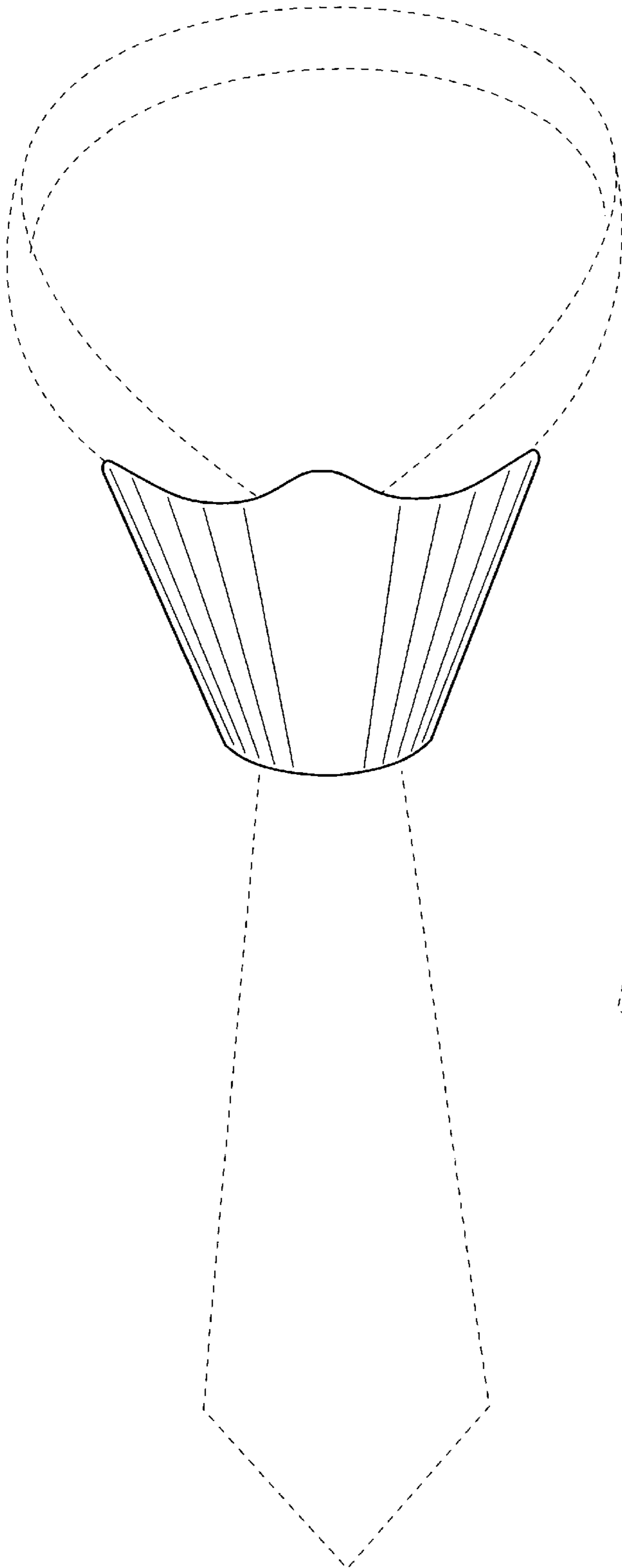


FIG. 5

