



US00D411564S

United States Patent [19] Takei

[11] **Patent Number: Des. 411,564**
[45] **Date of Patent: ** Jun. 29, 1999**

[54] **ELECTRONIC KEYBOARD MUSICAL INSTRUMENT**

D. 340,469 10/1993 Nakada D17/1
D. 389,507 1/1998 Honda D17/1
D. 401,611 11/1998 Sato D17/1
5,157,213 10/1992 Kashio et al. 84/644

[75] Inventor: **Kunihiro Takei**, Hamamatsu, Japan

[73] Assignee: **Yamaha Corporation**, Japan

[**] Term: **14 Years**

Primary Examiner—Adir Aronovich
Attorney, Agent, or Firm—Ostrolenk, Faber, Gerb & Soffen, LLP

[21] Appl. No.: **29/091,877**

[57] **CLAIM**

[22] Filed: **Aug. 7, 1998**

The ornamental design for an electronic keyboard musical instrument, as shown.

[30] **Foreign Application Priority Data**

DESCRIPTION

Feb. 9, 1998 [JP] Japan 10-3090

[51] **LOC (6) Cl.** **17-01**

FIG. 1 is a top view of an electronic keyboard musical instrument;

[52] **U.S. Cl.** **D17/1; D17/5**

FIG. 2 is a front view thereof;

[58] **Field of Search** D17/1, 2, 5, 6,
D17/7, 9; D21/405; 84/174-177, 423, 428,
644, 670, 719, 744, DIG. 7

FIG. 3 is a rear view thereof;

FIG. 4 is a bottom view thereof;

FIG. 5 is a left-side view thereof; and,

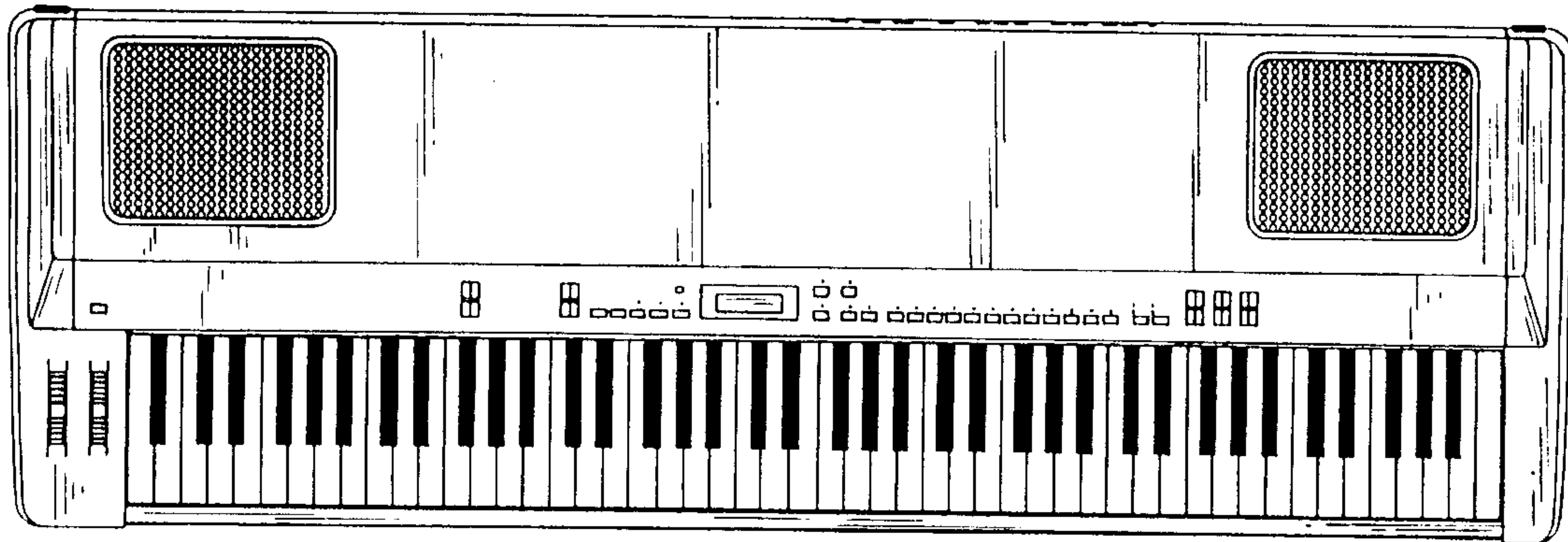
FIG. 6 is a right-side view thereof.

[56] **References Cited**

U.S. PATENT DOCUMENTS

D. 325,214 4/1992 Hoshina D17/1

1 Claim, 3 Drawing Sheets



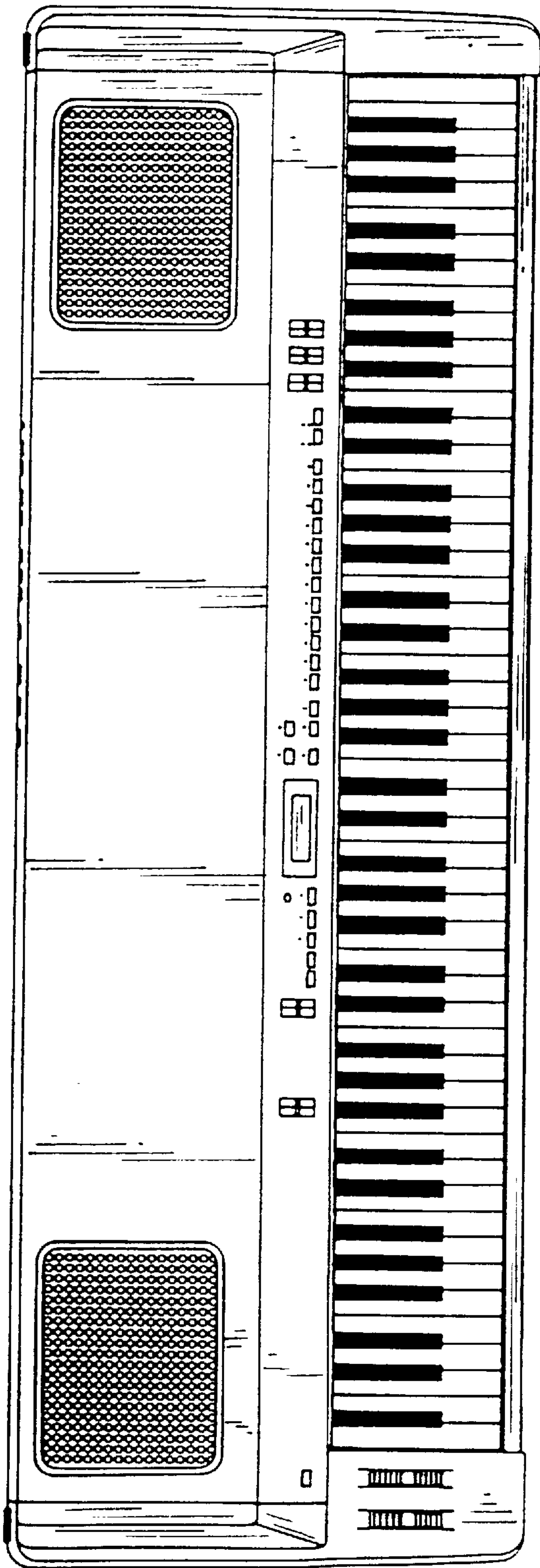


FIG. 1

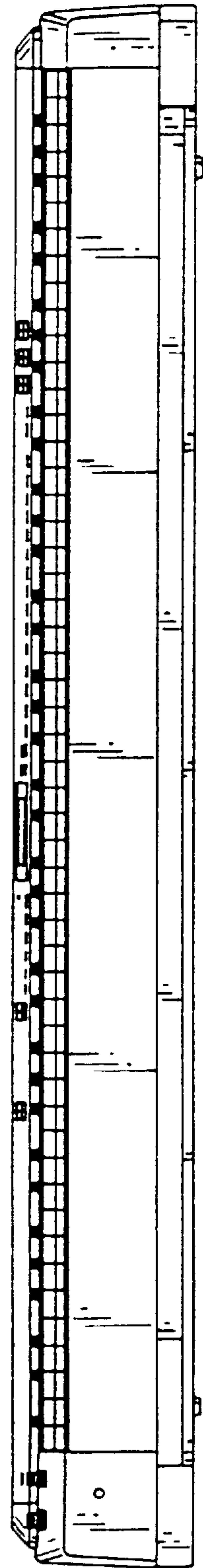


FIG. 2

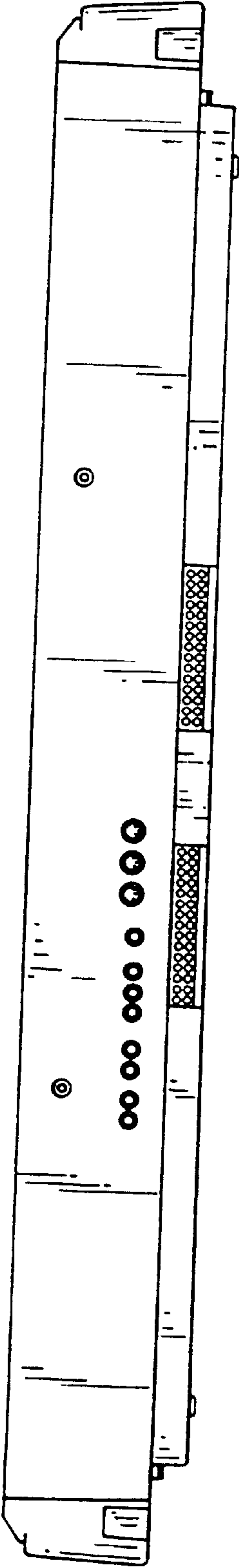


FIG. 3

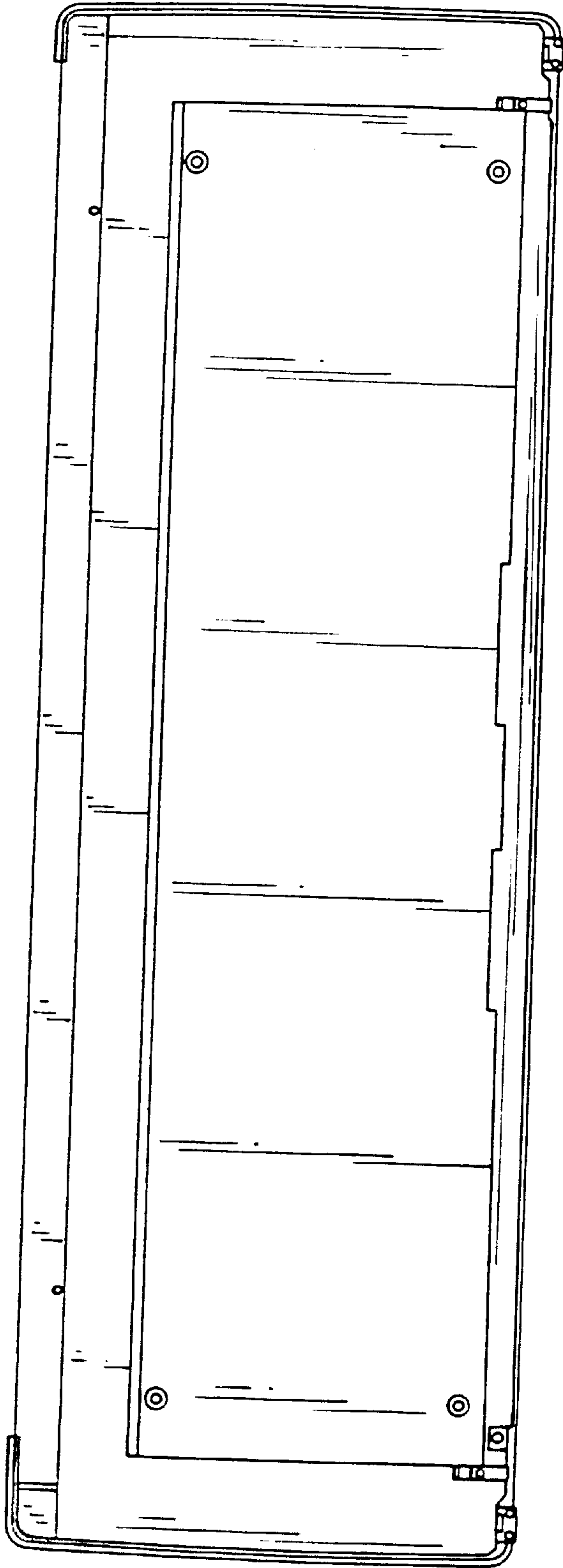


FIG. 4

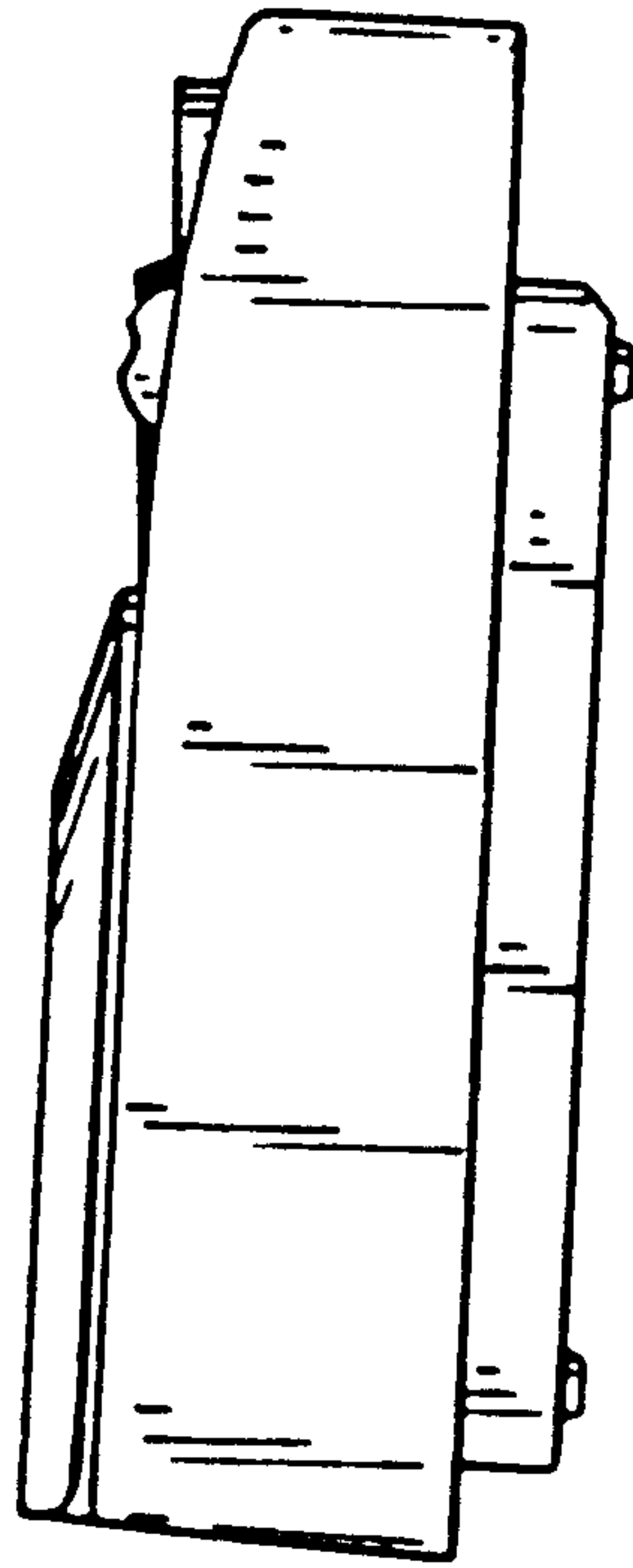


FIG. 5




FIG. 6