



US00D411562S

United States Patent [19] Riley

[11] **Patent Number: Des. 411,562**

[45] **Date of Patent: ** Jun. 29, 1999**

[54] **EYEWEAR RETAINER**

[76] Inventor: **Phil Riley**, 6024 SW. Jean Rd., #175-F,
Lake Oswego, Oreg. 97035

[**] Term: **14 Years**

[21] Appl. No.: **29/087,466**

[22] Filed: **May 4, 1998**

[51] **LOC (6) Cl.** **16-06**

[52] **U.S. Cl.** **D16/339**

[58] **Field of Search** D16/306, 300,
D16/311-312, 330, 339; D2/866, 878; 351/48,
58, 59, 157, 158; 359/400

[56] **References Cited**

U.S. PATENT DOCUMENTS

D. 212,201	9/1968	Grayson	D16/339
D. 225,782	1/1973	King	D16/339
D. 298,542	11/1988	Carlson et al.	D16/339
D. 299,356	1/1989	Lyons	D16/339
D. 377,999	2/1997	Grice	D16/306

5,151,778	9/1992	Conley	351/157
5,235,355	8/1993	May	351/157
5,575,042	11/1996	Kalbach	351/157

OTHER PUBLICATIONS

Frames Catalog Harley-Davidson Eyewear, Jun. 18, 1996.

Primary Examiner—Raphael Barkai

[57] **CLAIM**

The ornamental design for an eyewear retainer, as shown and described.

DESCRIPTION

FIG. 1 is a perspective view.
FIG. 2 is a front view view.
FIG. 3 is a right side view. The left side is a mirror image.
FIG. 4 is a top view. The bottom view is a mirror image; and,
FIG. 5 is a back view.

The broken lines shown in FIG. 1 is for illustrative purposes only and form no part of the claimed design.

1 Claim, 1 Drawing Sheet

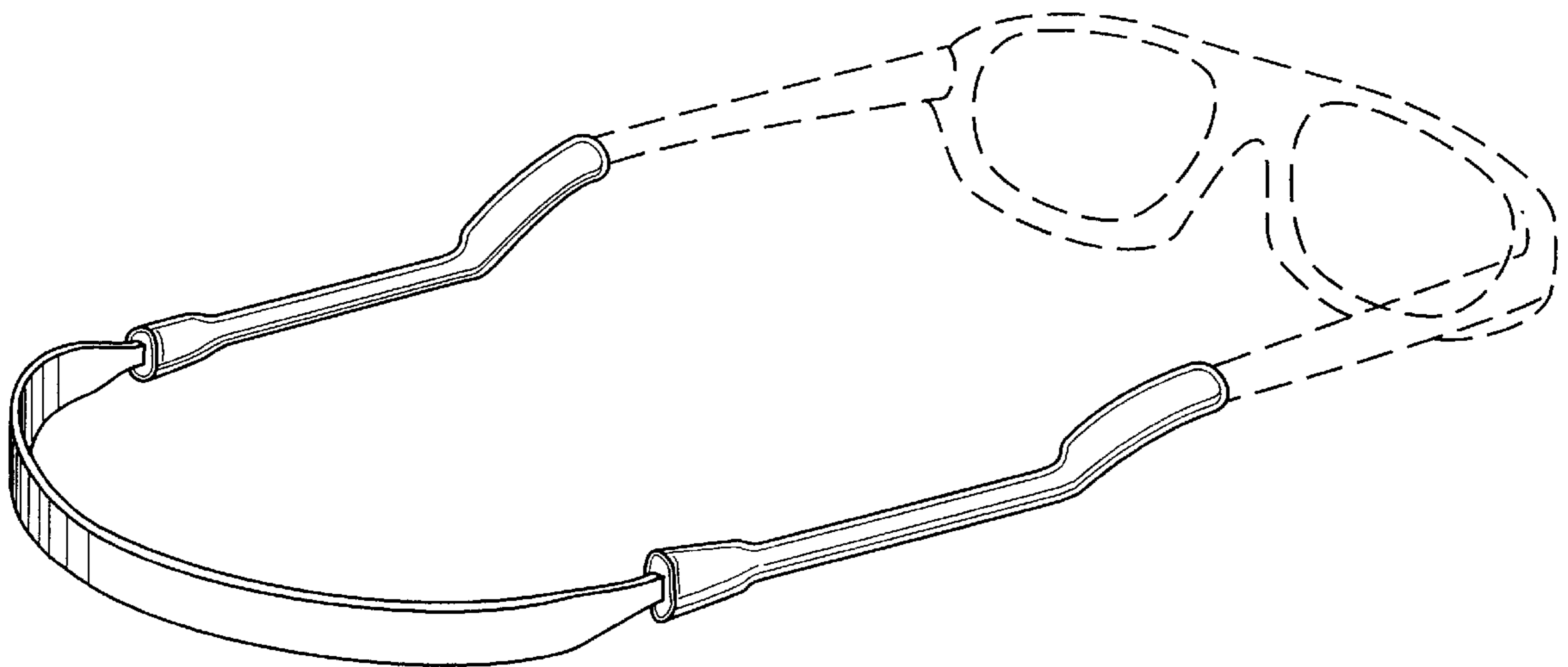


FIG. 1

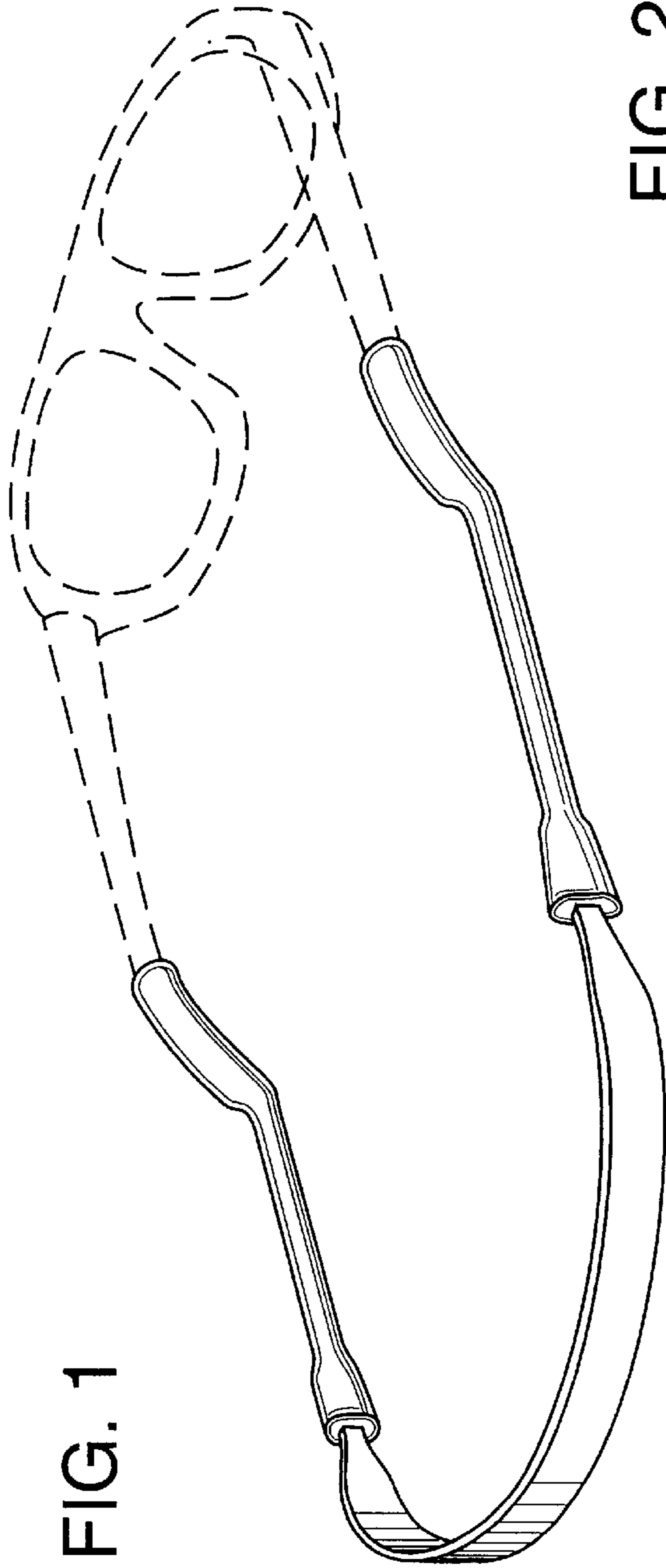


FIG. 2




FIG. 3



FIG. 4

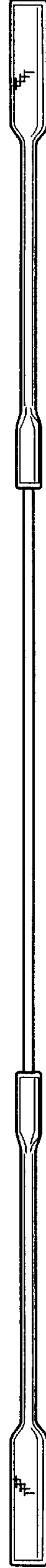


FIG. 5

