



US00D411537S

United States Patent [19]

Lee

[11] Patent Number: **Des. 411,537**

[45] Date of Patent: **** Jun. 29, 1999**

[54] **PORTABLE TELEPHONE**

[75] Inventor: **Young-Keun Lee**, Seoul, Rep. of Korea

[73] Assignee: **Samsung Electronics Co., Ltd.**,
Suwon, Rep. of Korea

[**] Term: **14 Years**

[21] Appl. No.: **29/095,687**

[22] Filed: **Oct. 28, 1998**

[30] Foreign Application Priority Data

Sep. 14, 1998 [KR] Rep. of Korea 98-15587

[51] **LOC (6) Cl.** **14-03**

[52] **U.S. Cl.** **D14/138**

[58] **Field of Search** D14/137, 138,
D14/218, 147-148, 247-248, 250, 240,
140-142; 379/433, 434, 419, 420, 428,
440; 455/550-575, 90

[56] References Cited

U.S. PATENT DOCUMENTS

- D. 369,599 5/1996 Wang D14/138
- D. 370,671 6/1996 Lam et al. D14/138
- D. 374,227 10/1996 Williams D14/137

- D. 381,021 7/1997 Williams et al. D14/138
- D. 386,757 11/1997 Harris et al. D14/138
- D. 388,428 12/1997 Lindahl et al. D14/138
- 5,715,524 2/1998 Jambekar et al. 455/90
- 5,742,894 4/1998 Jambekar et al. 455/90

Primary Examiner—Jeffrey Asch
Attorney, Agent, or Firm—Flynn, Thiel, Boutell & Tanis,
P.C.

[57] CLAIM

The ornamental design for a portable telephone, as shown and described.

DESCRIPTION

FIG. 1 is a top, left front perspective view of a portable telephone showing my new design;
 FIG. 2 is a perspective view similar to FIG. 1, except that a part of the portable telephone has been shifted to a deployed position;
 FIG. 3 is a front elevational view thereof;
 FIG. 4 is a rear elevational view thereof;
 FIG. 5 is a left-side elevational view thereof;
 FIG. 6 is a right-side elevational view thereof;
 FIG. 7 is a top plan view thereof; and,
 FIG. 8 is a bottom plan view thereof.

1 Claim, 4 Drawing Sheets

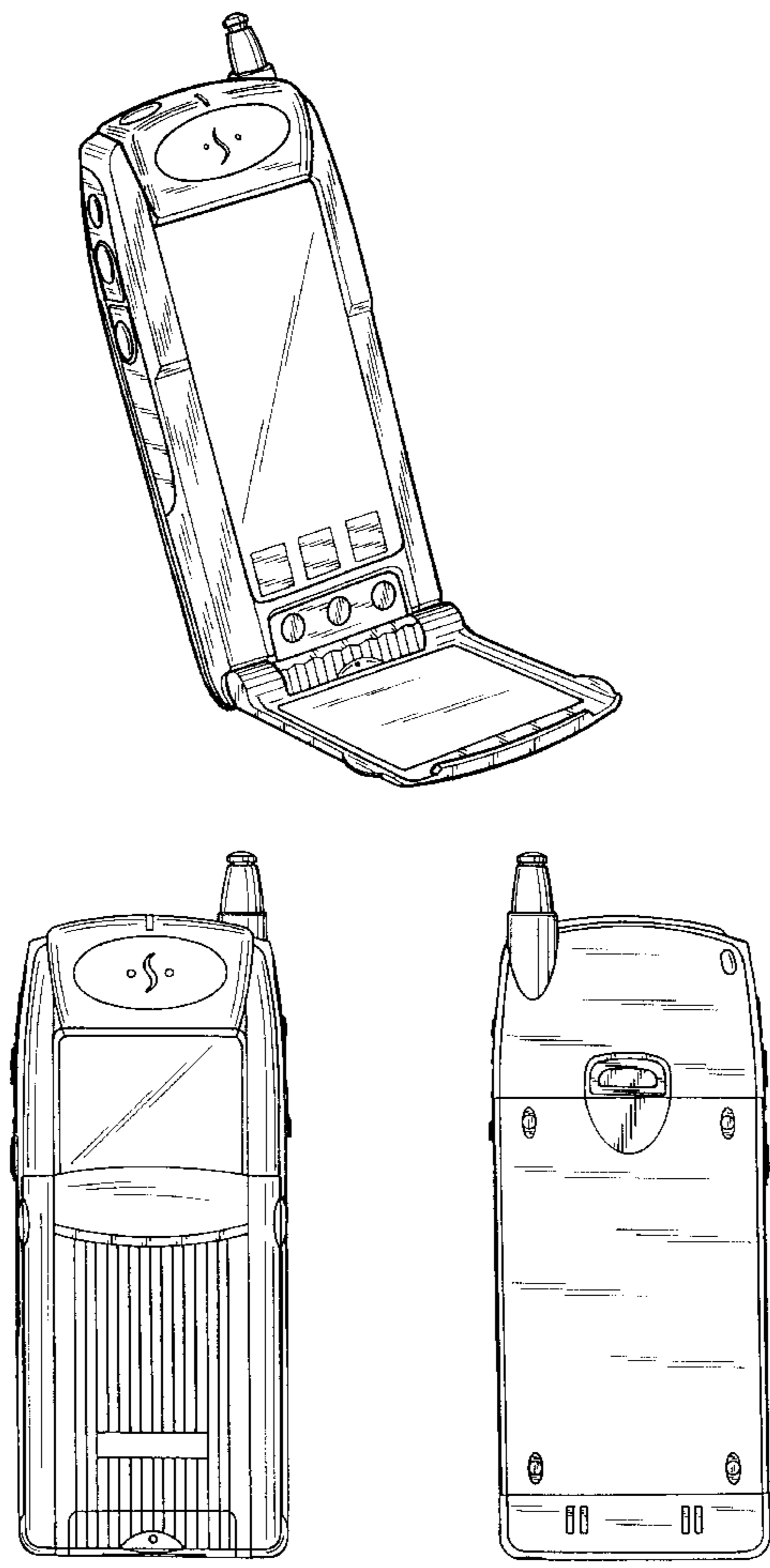


FIG. 1




FIG. 2

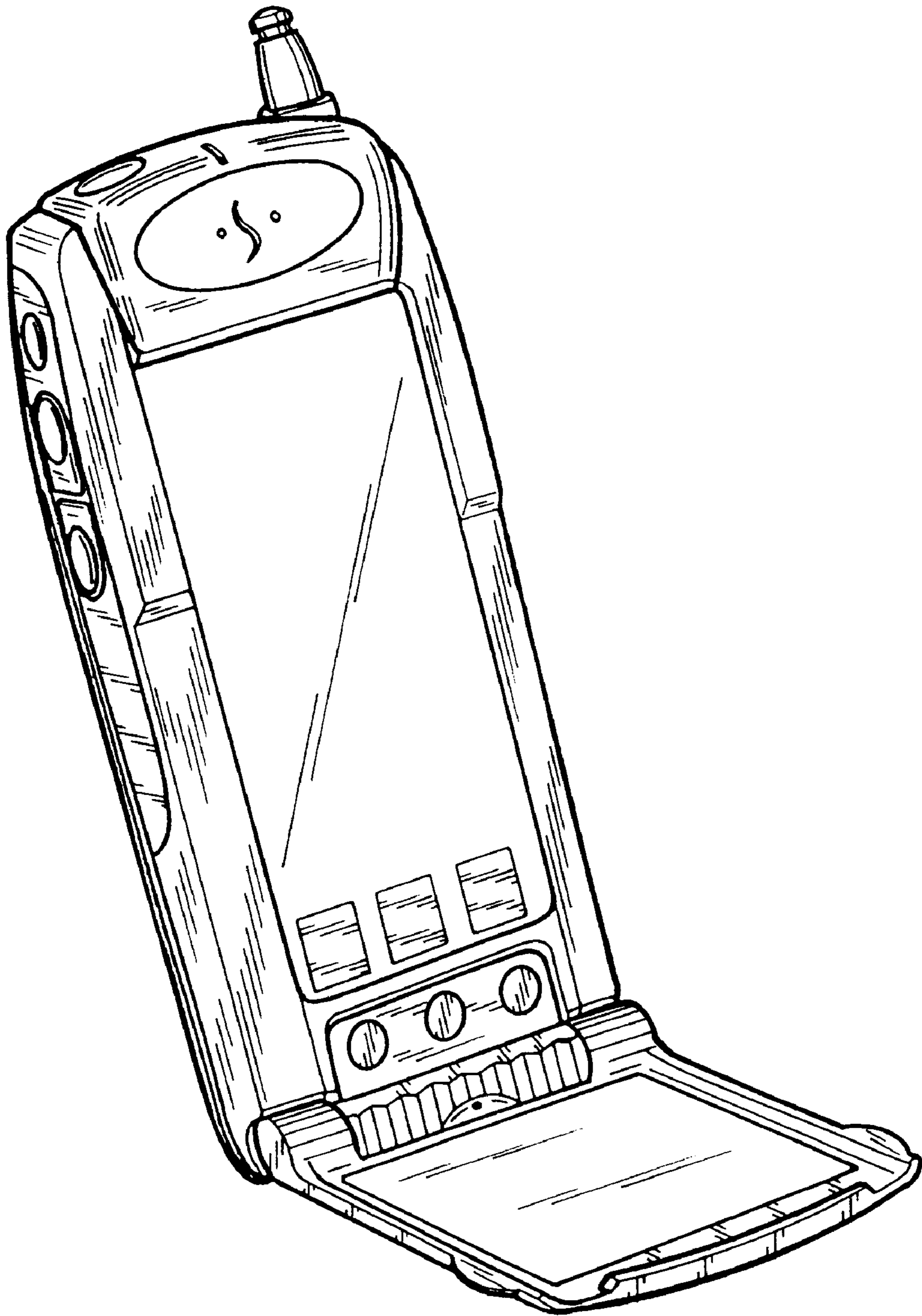


FIG. 3

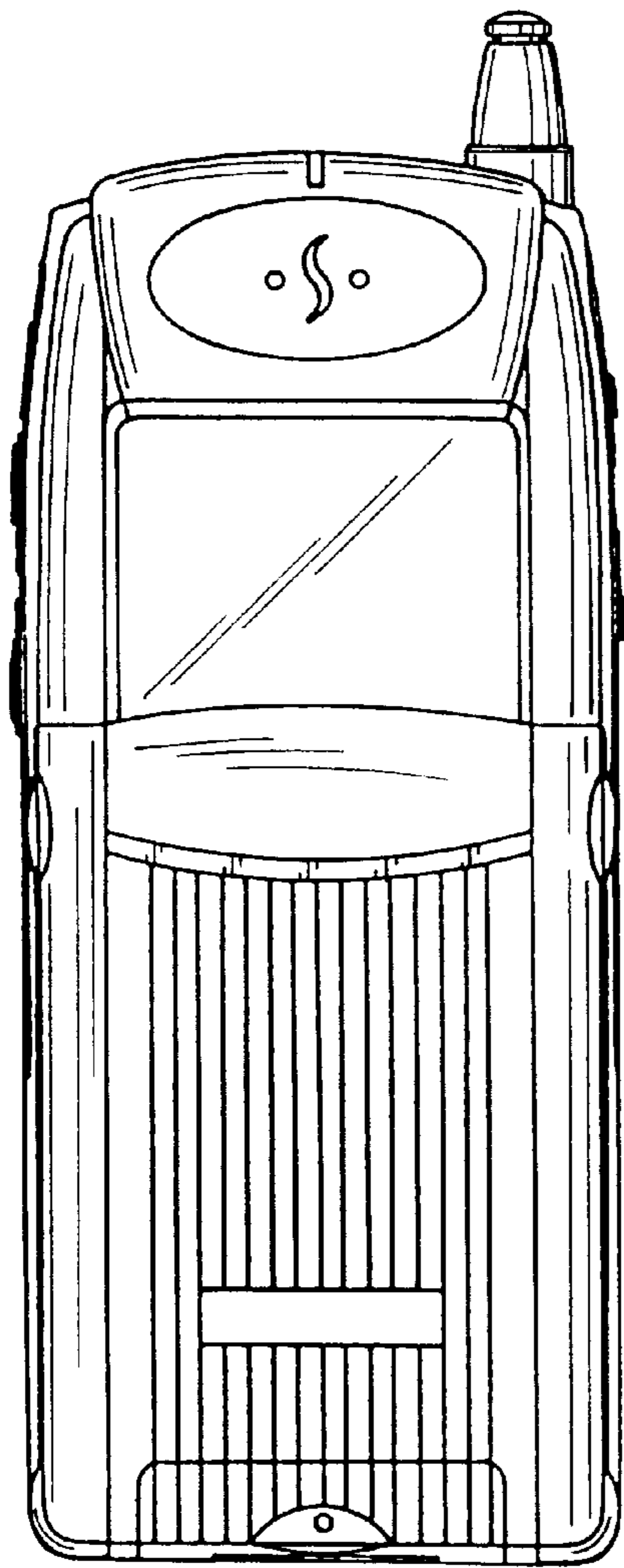


FIG. 4

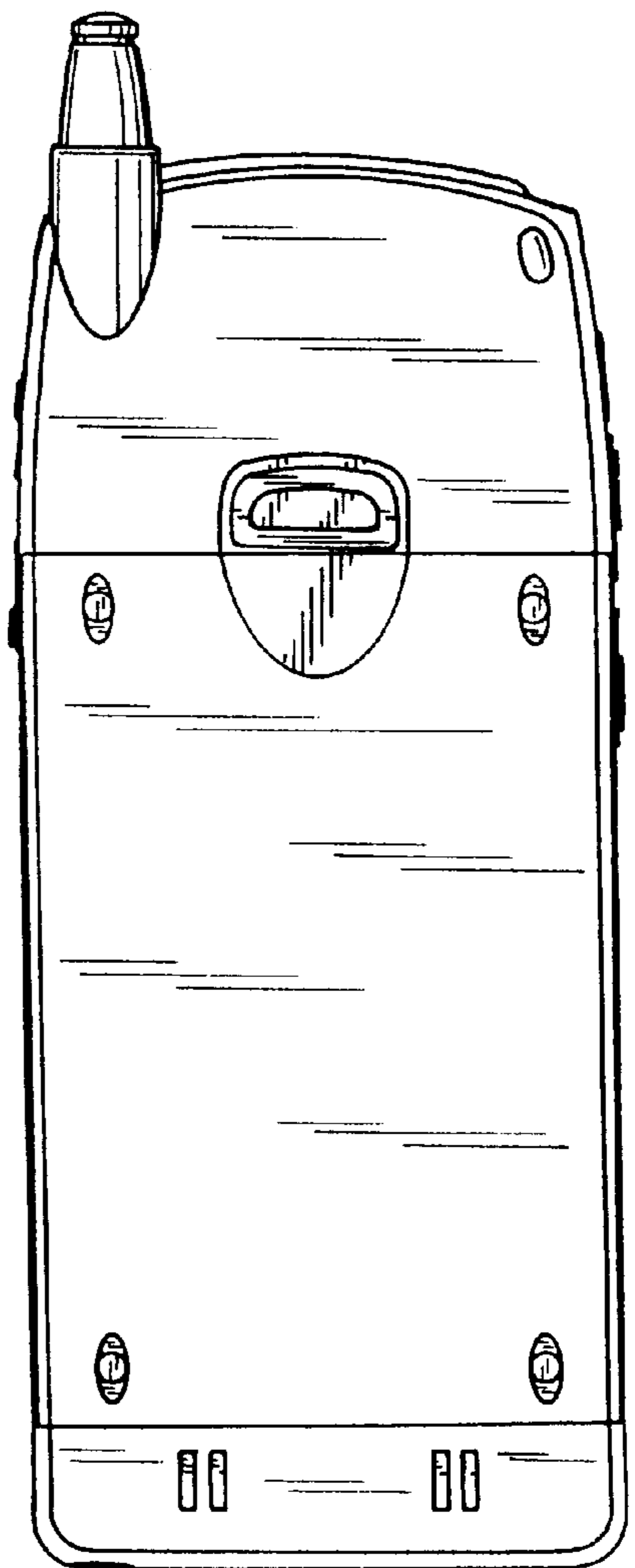


FIG. 5




FIG. 6




FIG. 7

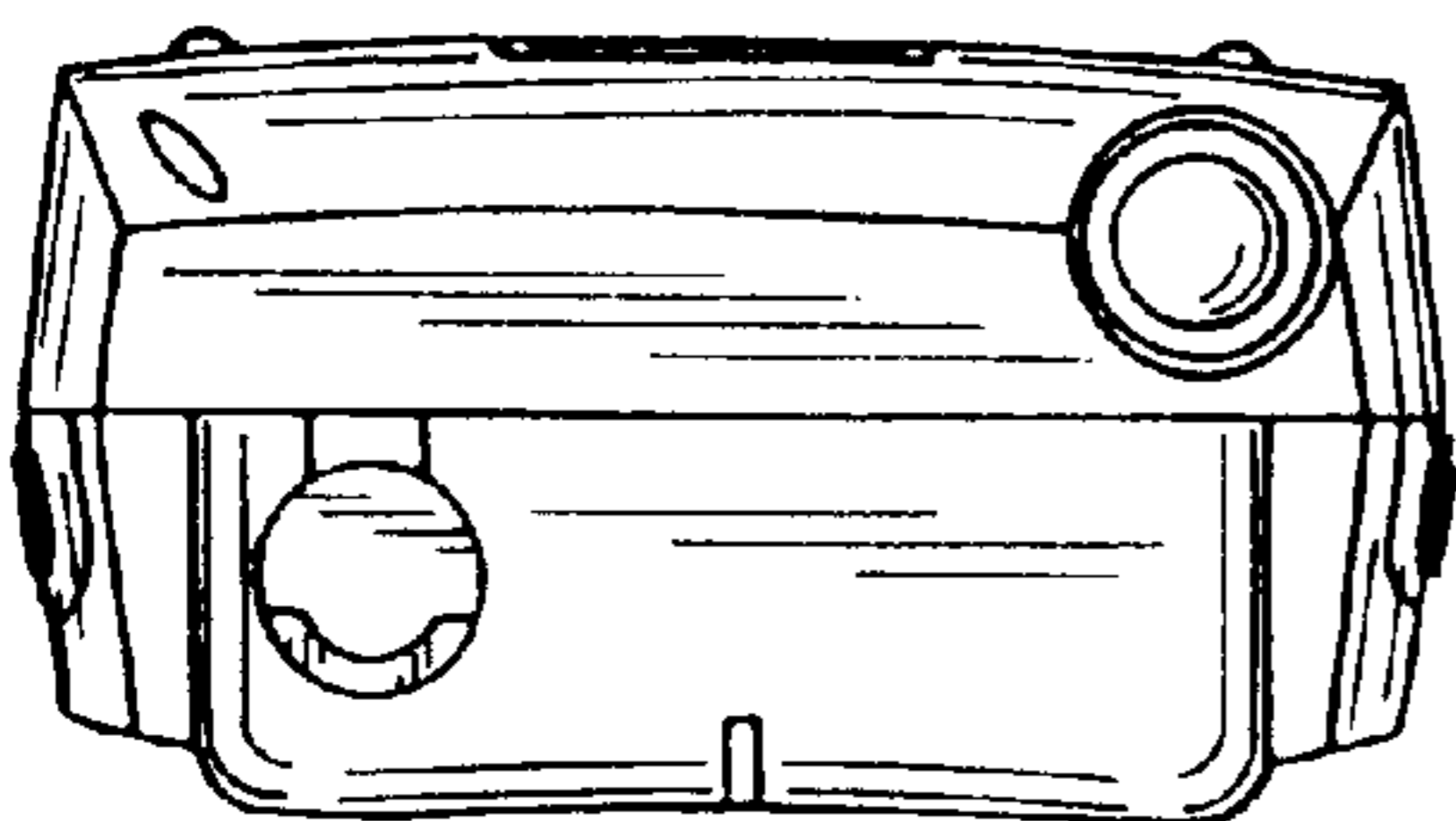


FIG. 8

