



US00D411506S

United States Patent [19]

[11] Patent Number: **Des. 411,506**

Davis

[45] Date of Patent: **** Jun. 29, 1999**

[54] **CARGO NET**

[76] Inventor: **Donald Gordon Davis**, 1407 Spruce Ave., Merritt B.C., Canada, V1K 1L2

[**] Term: **14 Years**

[21] Appl. No.: **29/074,433**

[22] Filed: **Aug. 7, 1997**

[51] **LOC (6) Cl.** **12-16**

[52] **U.S. Cl.** **D12/403**

[58] **Field of Search** D12/400, 401, D12/413, 412, 403; D3/272; 224/309, 311, 314, 318-322, 324-325, 328-331; 5/414-416; 293/40; 296/100.1

[56] **References Cited**

U.S. PATENT DOCUMENTS

D. 309,214	7/1990	Haugland	D12/413
D. 319,422	8/1991	Tyner	D12/413
D. 345,122	3/1994	Lloyd	D12/403
2,454,608	11/1948	Meyerdick	224/314

4,050,614	9/1977	Simpson	224/324
4,483,471	11/1984	Prosen	224/314
4,655,376	4/1987	Darling	224/324
4,779,779	10/1988	Haugland	224/328
5,288,003	2/1994	MacDonald	224/328
5,456,395	10/1995	Katz et al.	224/314
5,538,169	7/1996	Moore	224/328

Primary Examiner—Doris V. Coles
Assistant Examiner—Stacia Sinuik

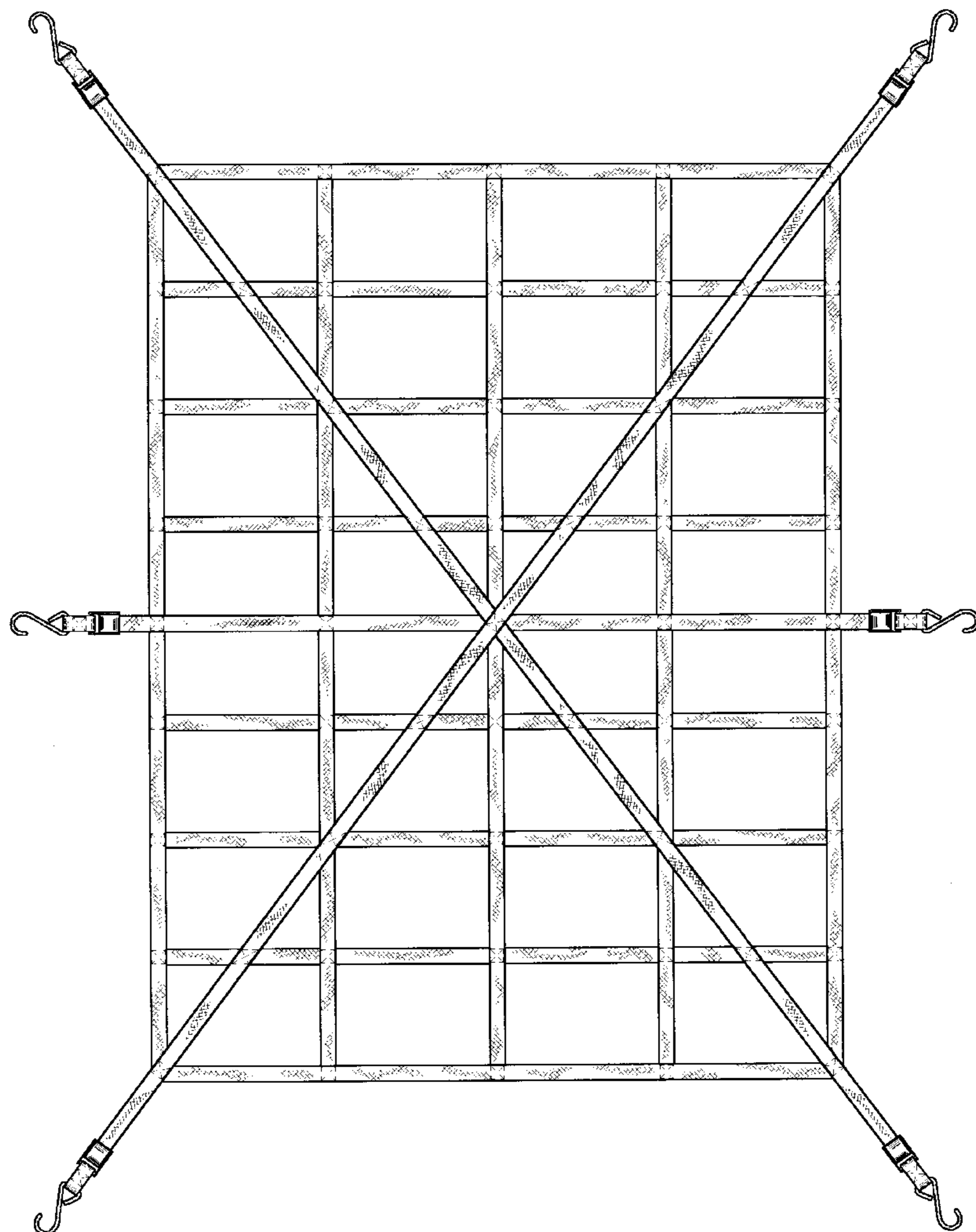
[57] **CLAIM**

The ornamental design for a cargo net, as shown.

DESCRIPTION

FIG. 1 is a top plan view of the cargo net of the present invention;
FIG. 2 is a bottom plan view of the cargo net of FIG. 1;
FIG. 3 is a left side plan view of the cargo net of FIG. 1;
FIG. 4 is a right side plan view of the cargo net of FIG. 1;
FIG. 5 is a front plan view of the cargo net of FIG. 1; and,
FIG. 6 is a back plan view of the cargo net of FIG. 1.

1 Claim, 3 Drawing Sheets



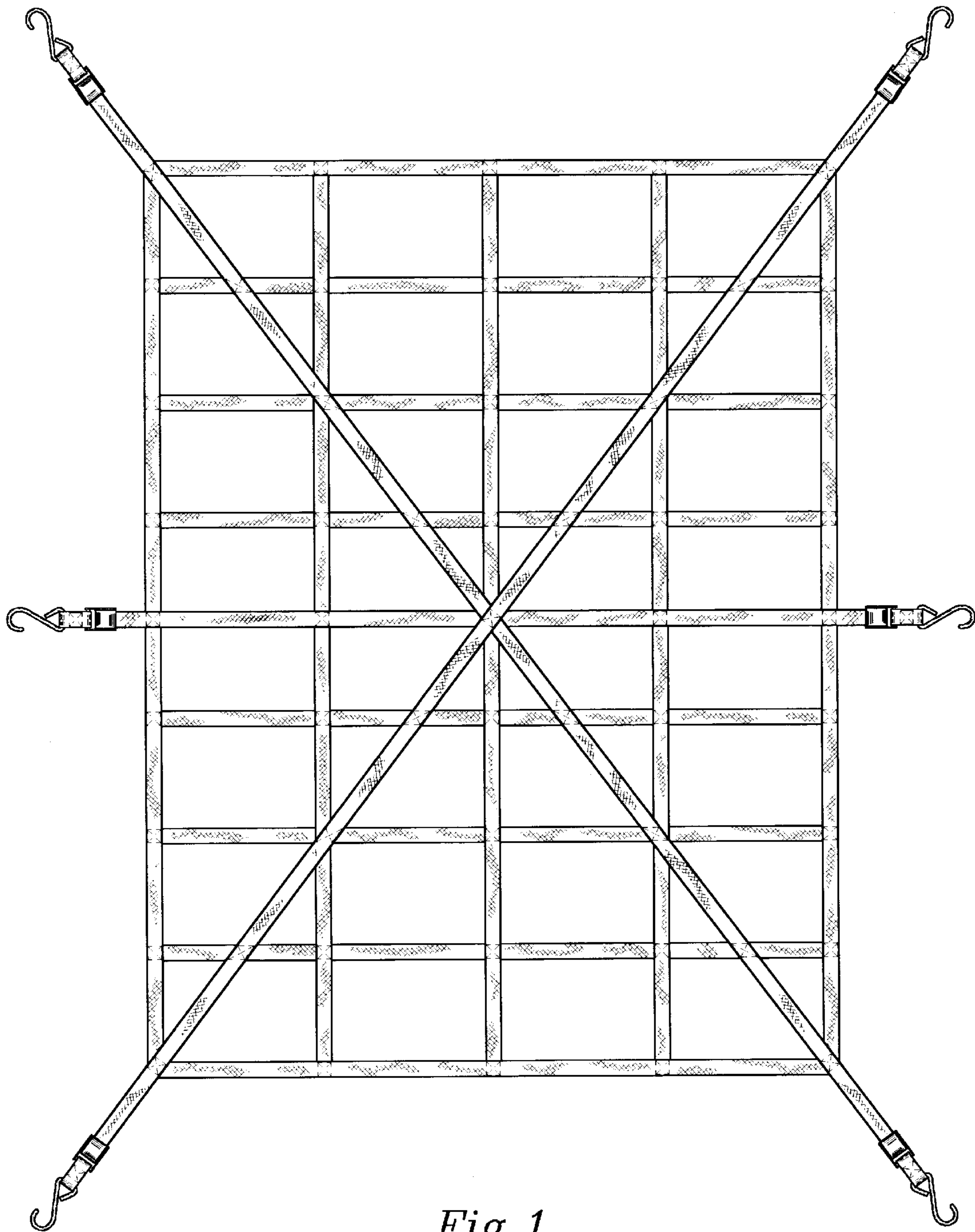


Fig. 1

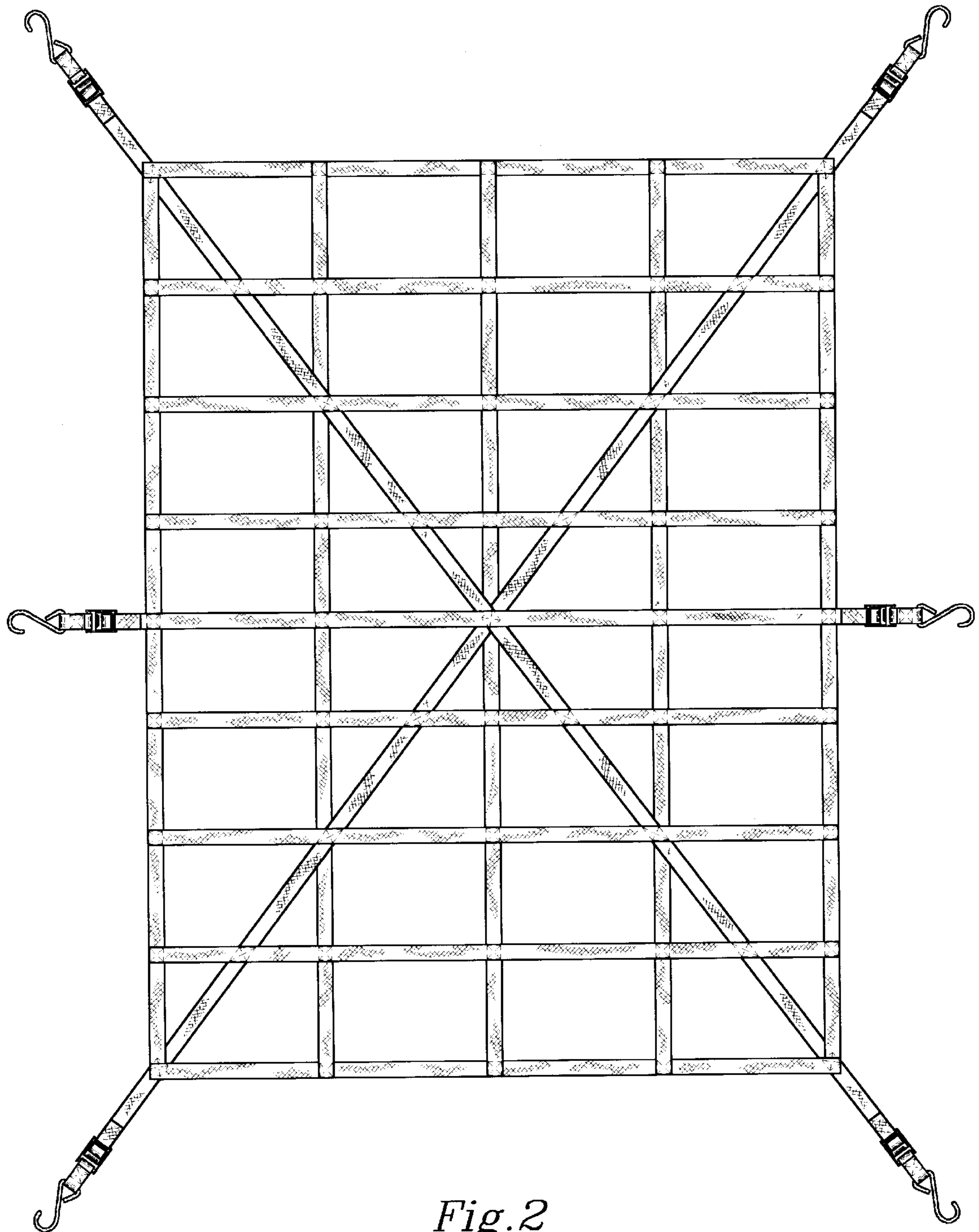


Fig. 2

