



US00D411501S

United States Patent [19]
Cullen

[11] **Patent Number: Des. 411,501**
[45] **Date of Patent: ** Jun. 29, 1999**

[54] **VEHICLE WHEEL FRONT FACE**

[75] Inventor: **Murray S. Cullen**, Irvine, Calif.

[73] Assignee: **Mobile Hi-Tech Wheels**, Torrance, Calif.

[**] Term: **14 Years**

[21] Appl. No.: **29/095,997**

[22] Filed: **Nov. 2, 1998**

[51] **LOC (6) Cl.** **12-16**

[52] **U.S. Cl.** **D12/209**

[58] **Field of Search** D12/204-213;
301/64.1, 65, 37.1

D. 383,722	9/1997	Sgalia et al.	D12/209
D. 384,022	9/1997	Hatter	D12/209
D. 392,237	3/1998	Kelley	D12/209
D. 398,274	9/1998	Hartmann, Jr.	D12/209
D. 399,470	10/1998	Sacco et al.	D12/209
D. 403,648	1/1999	Feriero	D12/209
D. 403,649	1/1999	Moreno	D12/211

Primary Examiner—Doris V. Coles
Assistant Examiner—Stacia Sinuik
Attorney, Agent, or Firm—Christie, Parker & Hale, LLP

[57] **CLAIM**

The ornamental design for a vehicle-wheel front face, as shown and described.

DESCRIPTION

FIG. 1 is a perspective view of a vehicle-wheel front face according to my new design;
FIG. 2 is a front elevational view thereof; and,
FIG. 3 is a side elevational view thereof.
Portions of the wheel depicted in broken line are for illustrative purposes only, and form no part of the claimed design.

[56] **References Cited**

U.S. PATENT DOCUMENTS

D. 267,488	1/1983	Hatashi	D12/211
D. 298,527	11/1988	Lorinser	D12/211
D. 342,714	12/1993	Nikawa	D12/211
D. 350,523	9/1994	Mobius	D12/209
D. 360,610	7/1995	Bernoni	D12/211
D. 367,635	3/1996	Odette	D12/209
D. 377,471	1/1997	Stach	D12/209

1 Claim, 3 Drawing Sheets




Fig. 1

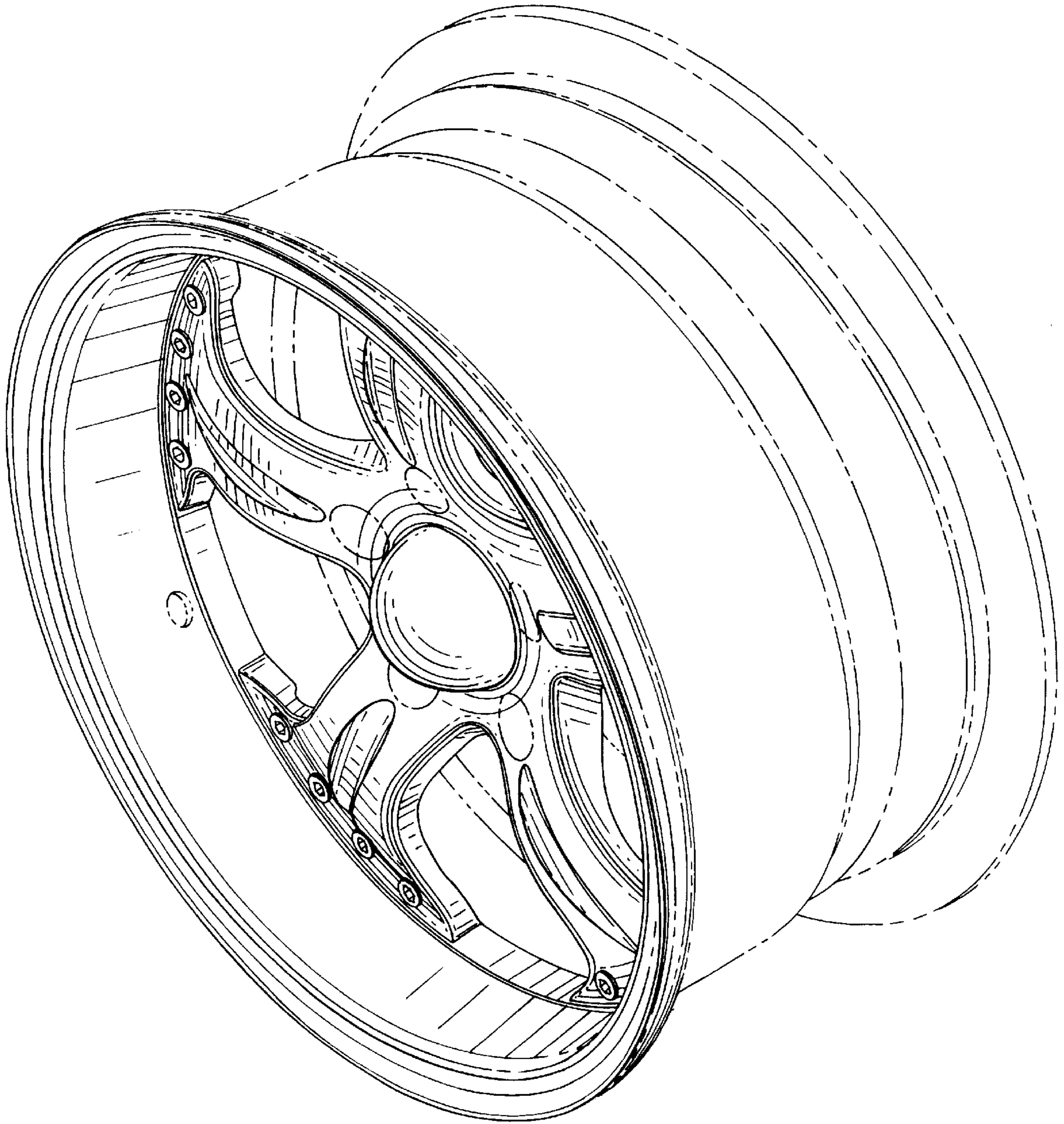


FIG. 2




FIG. 3

