



US00D411492S

# United States Patent [19] Young

[11] Patent Number: **Des. 411,492**

[45] Date of Patent: **\*\* Jun. 29, 1999**

[54] **TIRE TREAD**

[75] Inventor: **Austin Gale Young**, Copley, Ohio

[73] Assignee: **The Goodyear Tire & Rubber Company**, Akron, Ohio

[\*\*] Term: **14 Years**

[21] Appl. No.: **29/088,247**

[22] Filed: **May 19, 1998**

[51] **LOC (6) Cl.** ..... **12-15**

[52] **U.S. Cl.** ..... **D12/149; D12/140**

[58] **Field of Search** ..... **D12/140-143, D12/146-151; 152/209 RR, 209 NS, 209 AS, 209 AG, 209 BY, 209 LG, 209 RB, 209 DP**

[56] **References Cited**

**U.S. PATENT DOCUMENTS**

D. 61,030	6/1922	Breitenstein .	
D. 92,281	5/1934	Anderson .....	D12/140
D. 247,109	1/1978	Jamain .....	D12/148
D. 248,227	6/1978	Jamain .....	D12/148
D. 262,874	2/1982	Mendiola et al. ....	D12/141
D. 283,417	4/1986	Hinkel et al. ....	D12/148
D. 283,502	4/1986	Hinkel .....	D12/148
D. 294,238	2/1988	Premont .....	D12/144
D. 333,287	2/1993	Slingluff et al. ....	D12/146
D. 345,724	4/1994	Bonko et al. ....	D12/148

D. 350,513	9/1994	Mehta et al. ....	D12/147
D. 367,455	2/1996	Herberger et al. ....	D12/148
D. 391,203	2/1998	Gillard et al. ....	D12/142
5,099,899	3/1992	Takeuchi .....	152/209 R

**OTHER PUBLICATIONS**

U.S. Royal, Sales and Engineering Manual, Tubeless and Tubed Off-Road Tires.

*Primary Examiner*—Robert M. Spear  
*Attorney, Agent, or Firm*—T P Lewandowski

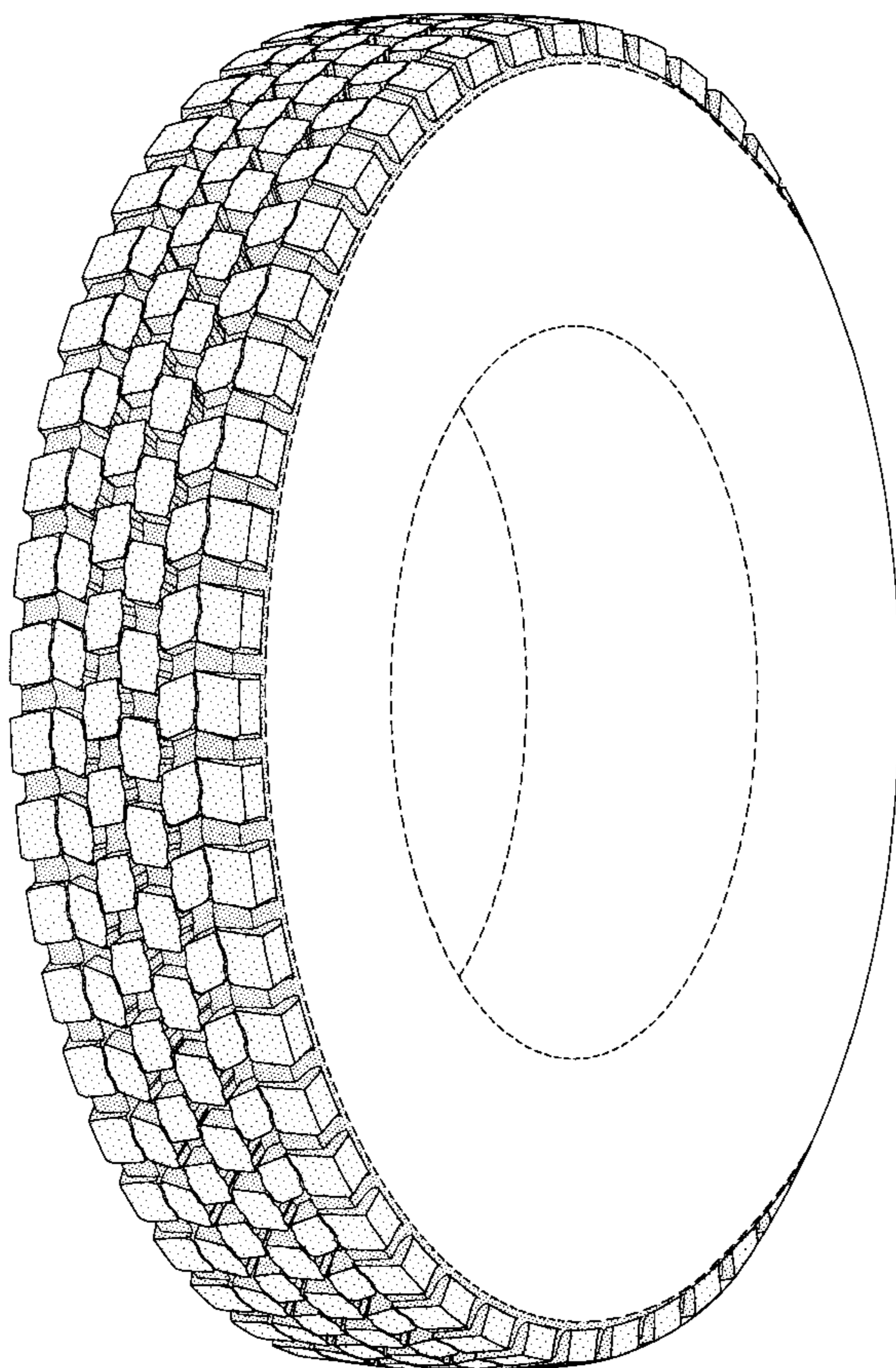
[57] **CLAIM**

The ornamental design for a tire tread, as shown and described.

**DESCRIPTION**

FIG. 1 is a perspective view of a tire tread showing our new design, it being understood that the pattern repeats uniformly throughout the circumference of the tread; FIG. 2 is a front elevational view thereof; FIG. 3 is a side elevational view thereof, the opposite side elevational view being identical thereto; and, FIG. 4 is an enlarged fragmentary front perspective view. In the drawings, the broken lines defining the inner bead of the sidewall and the peripheral boundary between the tire tread and the sidewall are for illustrative purposes only and form no part of the claimed design.

**1 Claim, 4 Drawing Sheets**



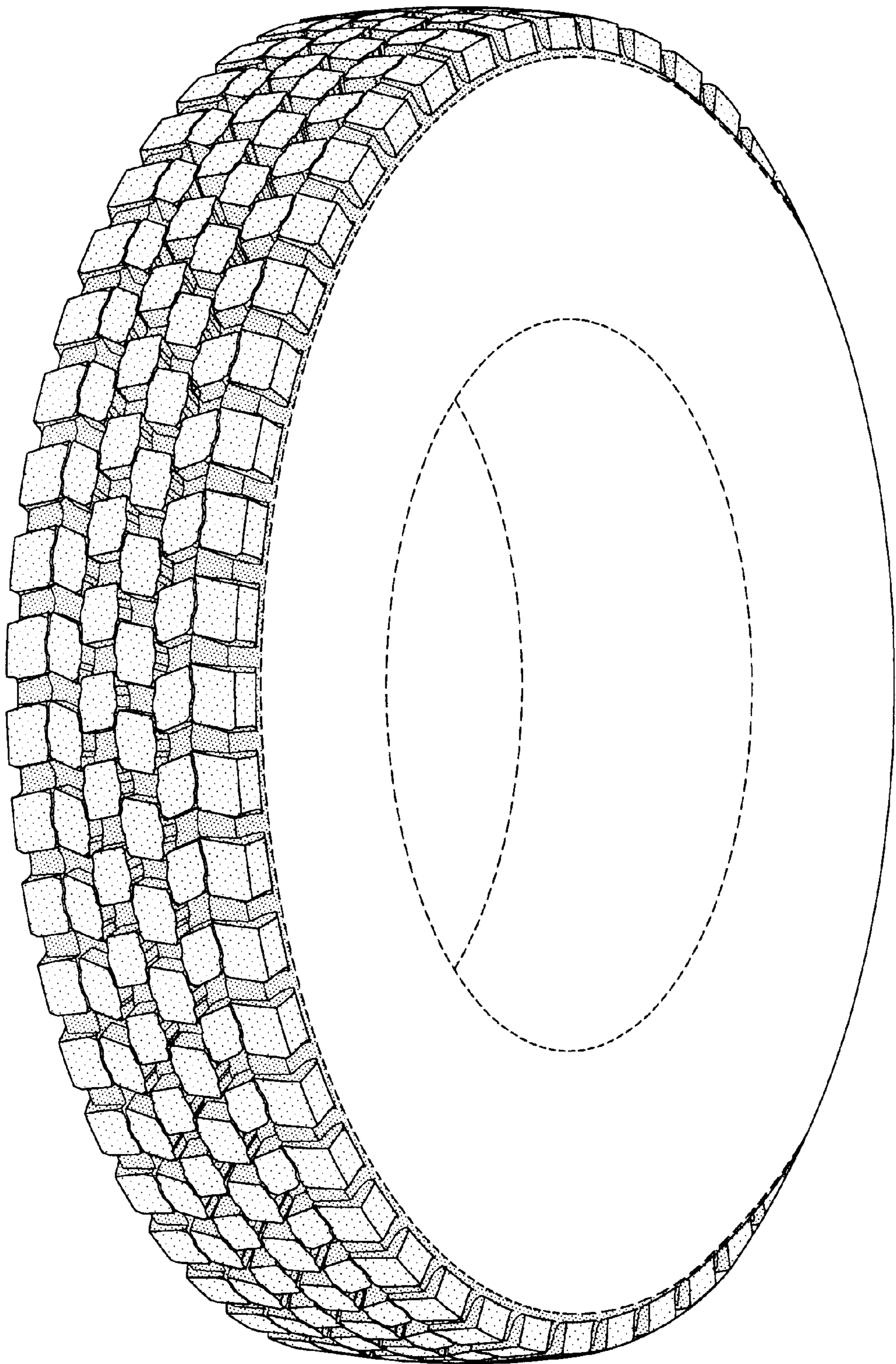


FIG-1

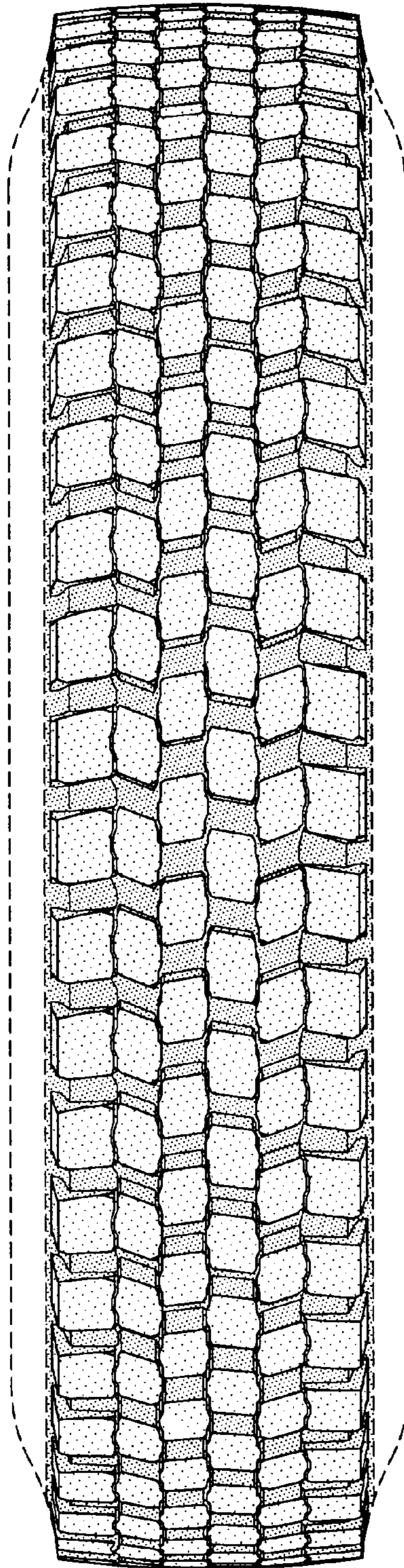


FIG-2

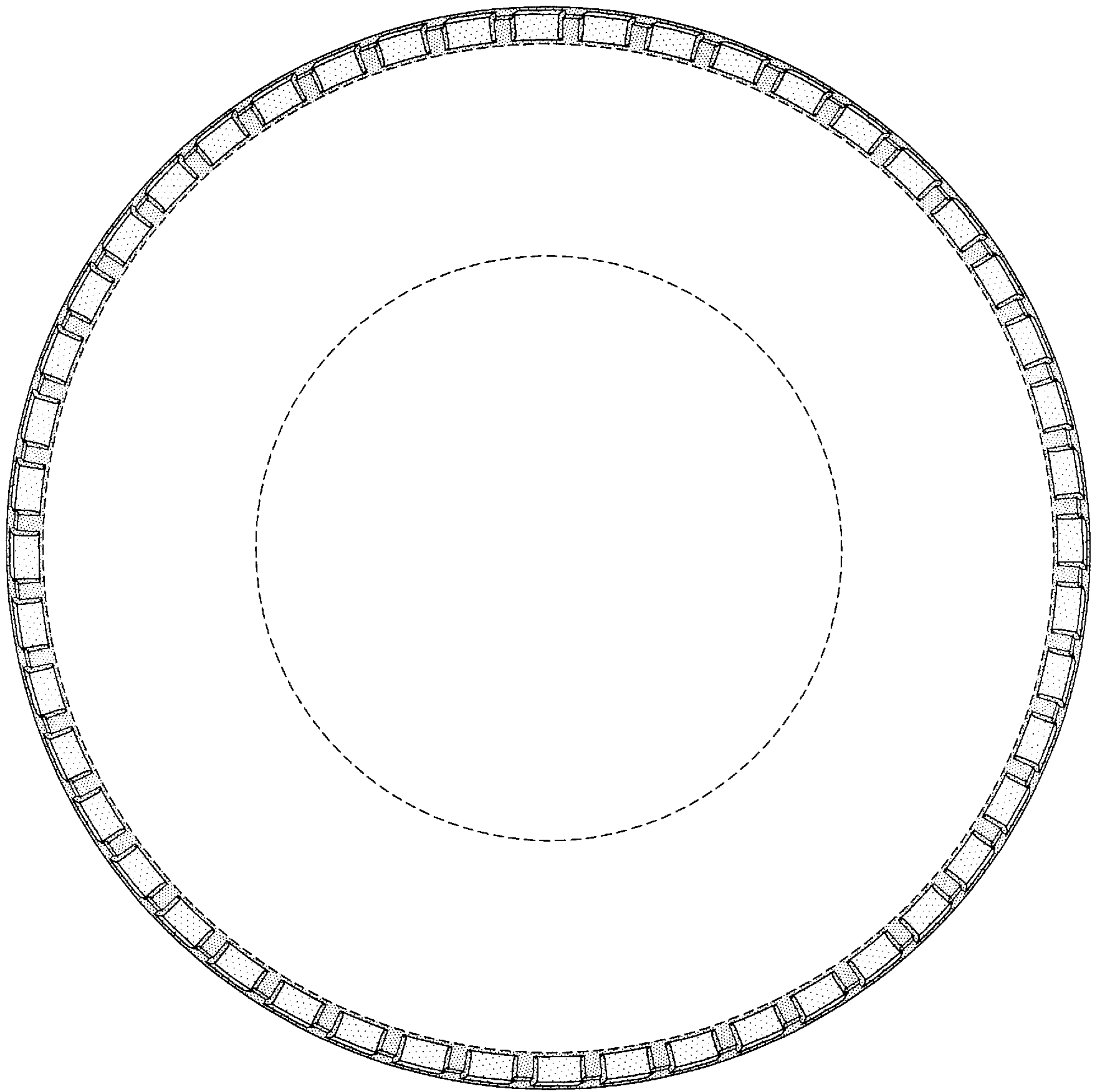


FIG-3

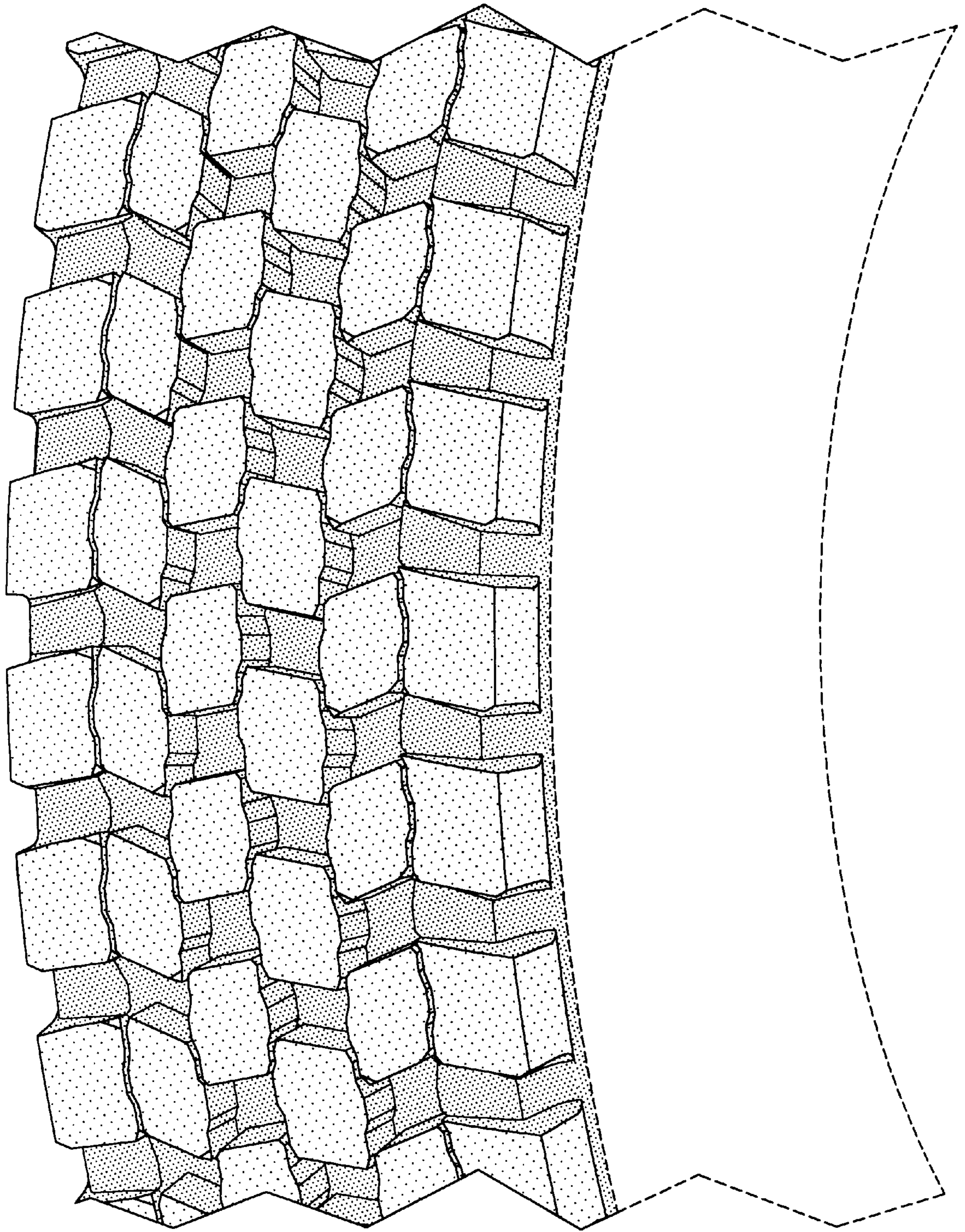


FIG-4