



US00D411467S

United States Patent [19] Voegeli

[11] **Patent Number: Des. 411,467**
[45] **Date of Patent: ** Jun. 29, 1999**

[54] **WATCH AND BRACELET COMBINATION**

[75] Inventor: **Michel Voegeli**, Anieres, Switzerland

[73] Assignee: **Christian Dior Couture, S.A.**, Paris, France

[**] Term: **14 Years**

[21] Appl. No.: **29/094,954**

[22] Filed: **Oct. 14, 1998**

[30] **Foreign Application Priority Data**

Apr. 21, 1998 [XH] Hague Agreement DM/043 750

[51] **LOC (6) Cl.** **10-02**

[52] **U.S. Cl.** **D10/32; D10/39**

[58] **Field of Search** D10/1-40, 122-132;
D11/3-25; 63/1.1, 3, 5, 11; 368/276-277,
280-282, 285

[56] **References Cited**

U.S. PATENT DOCUMENTS

D. 358,554	5/1995	Helleu	D10/32
D. 362,397	9/1995	Helleu	D10/32
D. 367,820	3/1996	Helleu	D10/32
D. 398,541	9/1998	Voegeli	D10/32
D. 400,447	11/1998	Wunderman	D10/32

OTHER PUBLICATIONS

Hong Kong Enterprise—Jul. 1988—p. 80. Watch at bottom-right.

Swiss Watch & Jewelry Journal—Feb. 1982. p. 237—Watch at center.

Hong Kong Trader—Jun. 1979—p. 76—bottom-row of Watches.

European Jeweler—May 1977—p. 39—Watch at bottom-center.

Primary Examiner—Nelson C. Holtje
Attorney, Agent, or Firm—Amster, Rothstein & Ebenstein

[57] **CLAIM**

The ornamental design for a watch and bracelet combination, as shown and described.

DESCRIPTION

FIG. 1 is a top plan view of a watch and bracelet combination, showing my new design;

FIG. 2 is a front elevation view thereof, the rear elevation view being the mirror image;

FIG. 3 is a bottom plan view thereof;

FIG. 4 is a right side elevation view thereof, the left side elevation view being the mirror image;

FIG. 5 is a front perspective view thereof with the bracelet shown closed; and,

FIG. 6 is a top perspective view thereof with the bracelet shown open.

1 Claim, 6 Drawing Sheets

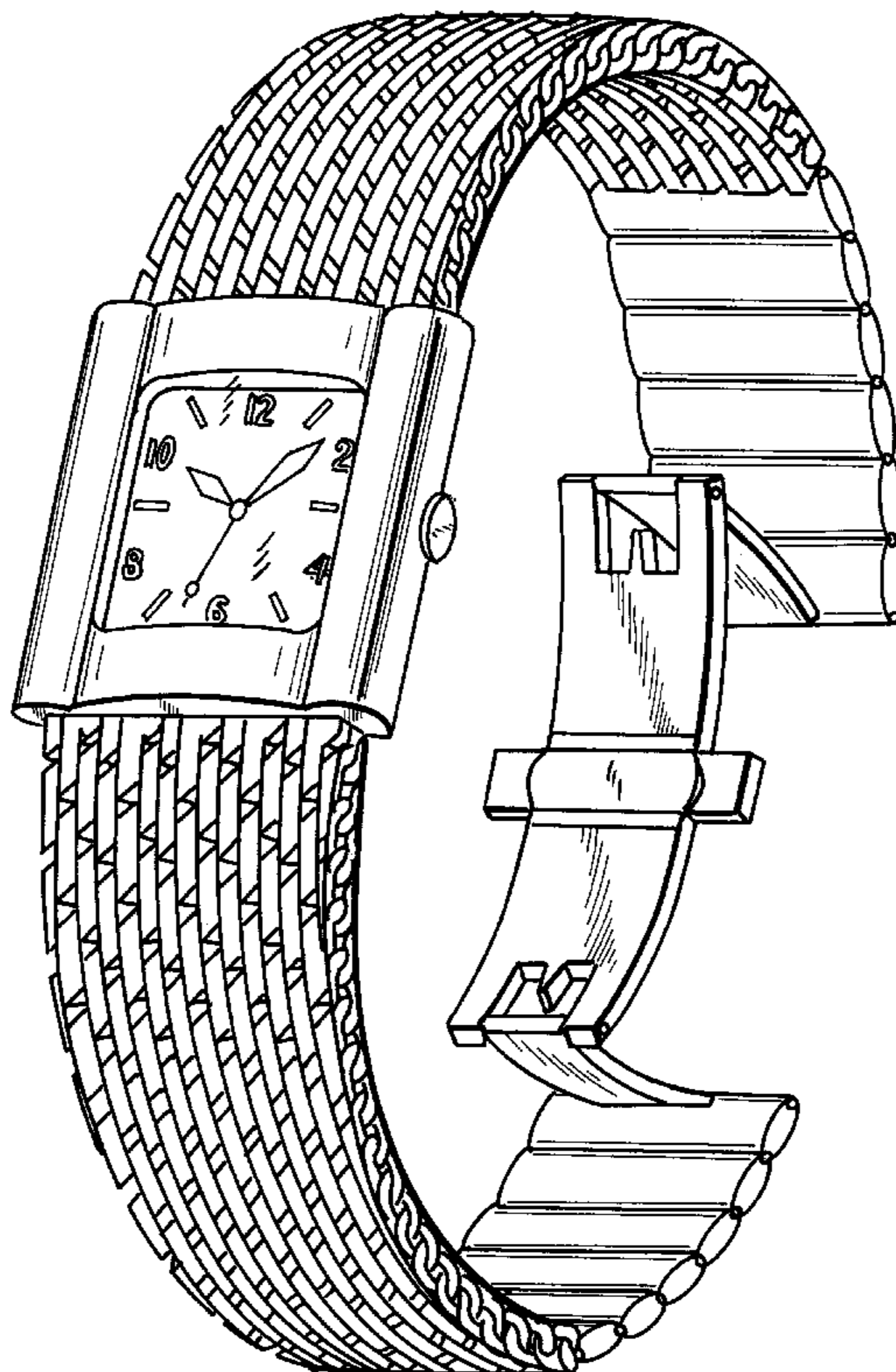


FIG. 1




FIG. 2




FIG. 3

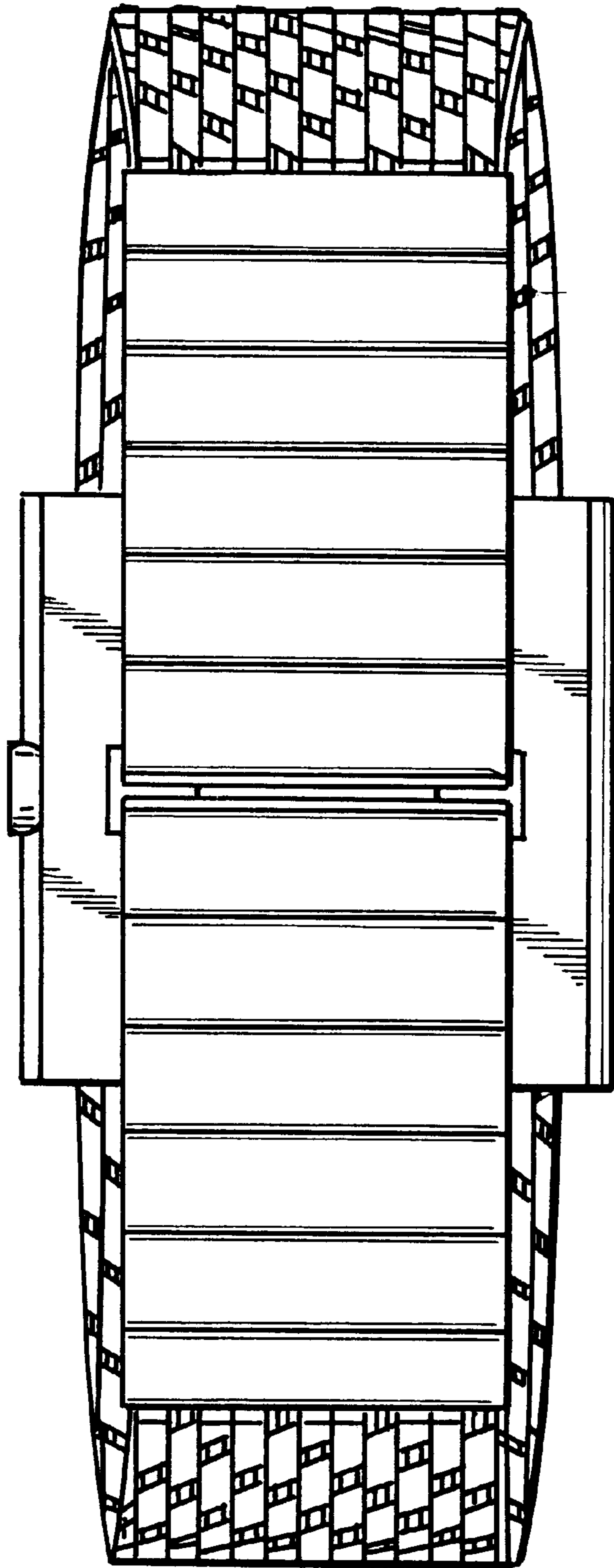


FIG. 4

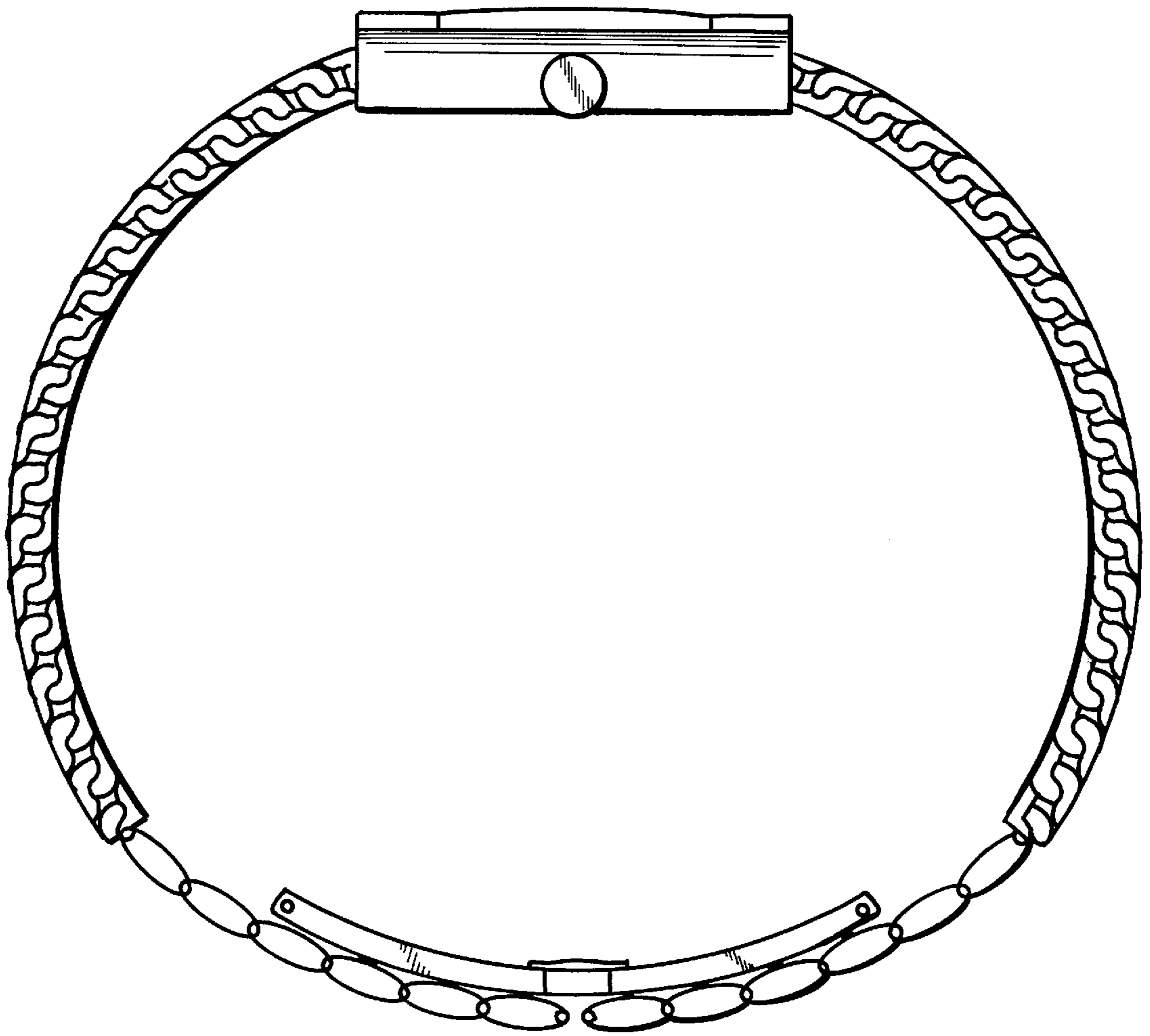


FIG. 5




FIG. 6

