



US00D411450S

United States Patent [19]

Vincent et al.

[11] Patent Number: **Des. 411,450**

[45] Date of Patent: **** Jun. 22, 1999**

[54] BAG CLOSURE

[76] Inventors: **Donald F. Vincent; Christopher F. Vincent**, both of 315 Cameltown Hill Rd., Danville, Pa. 17821

[**] Term: **14 Years**

[21] Appl. No.: **29/088,358**

[22] Filed: **May 21, 1998**

[51] LOC (6) Cl. **09-07**

[52] U.S. Cl. **D9/435; D9/434; D9/451**

[58] Field of Search D9/434, 435, 451, D9/499; D8/356; 24/30.5 S, 30.5 R, 30.5 L, 30.5 P, 16 PB, 716; 383/70, 71, 72, 78, 81, 89

[56] **References Cited**

U.S. PATENT DOCUMENTS

D. 292,668	11/1987	Lee	D8/356
D. 316,038	4/1991	Gagnet	D9/434
D. 362,386	9/1995	Blocker	D9/434
2,246,229	6/1941	Wohlmuth	.	

2,396,906	3/1946	Windson	.
3,264,698	8/1966	Wright	.
3,882,999	5/1975	Wellman 383/71 X
4,188,686	2/1980	Baum	.
4,914,789	4/1990	Pedersen	.
5,311,646	5/1994	Eischen	.
5,469,607	11/1995	Henningsson et al.	.

Primary Examiner—Doris V. Coles
Assistant Examiner—Cathron B Matta
Attorney, Agent, or Firm—John J. Elnitskij Jr.


[57] **CLAIM**

The ornamental design for bag closure, as shown and described.

DESCRIPTION

FIG. 1 is a front elevation view of a bag closure according to my new design;
FIG. 2 is a rear elevation view thereof;
FIG. 3 is a top plan view thereof;
FIG. 4 is a bottom plan view thereof;
FIG. 5 is a right side elevation view thereof; and,
FIG. 6 is a left side elevation view thereof.

1 Claim, 2 Drawing Sheets






FIG. 1




FIG. 2

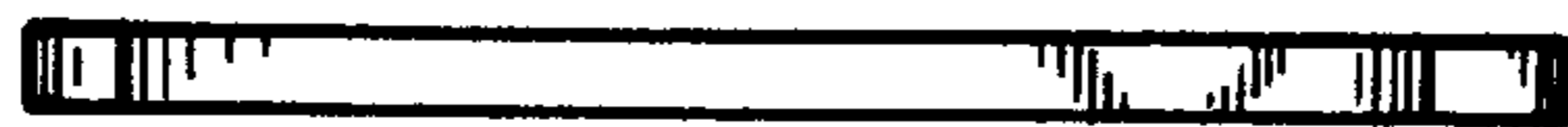


FIG. 3



FIG. 4



FIG. 5



FIG. 6