



US00D411430S

United States Patent [19] Huang

[11] **Patent Number: Des. 411,430**

[45] **Date of Patent: ** Jun. 22, 1999**

[54] **UTILITY KNIFE**

[76] **Inventor: Yin Han Huang, P.O. Box 63-99, Taichung, Taiwan**

[**] **Term: 14 Years**

[21] **Appl. No.: 29/086,775**

[22] **Filed: Apr. 17, 1998**

[51] **LOC (6) Cl. 08-03**

[52] **U.S. Cl. D8/98**

[58] **Field of Search D8/98, 99; 30/337, 30/339, 335, 334, 161, 162, 338**

[56] **References Cited**

U.S. PATENT DOCUMENTS

D. 222,421	10/1971	Riley	D8/99
D. 242,179	11/1976	Sugiyama	D8/99
D. 296,713	7/1988	Porat et al.	D8/99
D. 313,540	1/1991	Toor et al.	D8/98
2,039,443	5/1936	Ogden	30/339

3,683,498	8/1972	Riley	30/339
4,173,071	11/1979	Ishida	30/339
4,617,738	10/1986	Kopacz	30/339
5,299,357	4/1994	Wonderley et al.	30/339

Primary Examiner—Philip S. Hyder

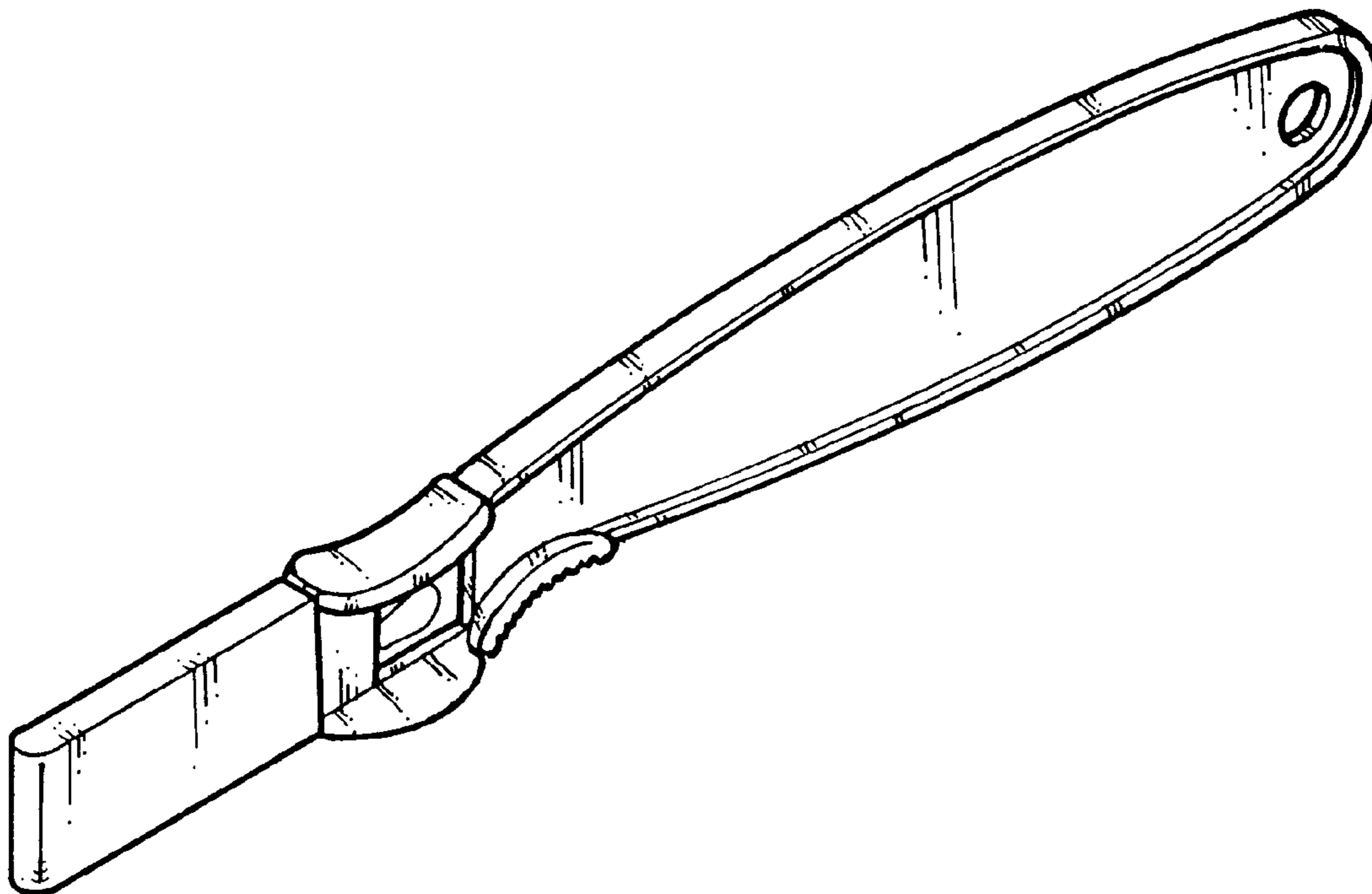
[57] **CLAIM**

The ornamental design for a utility knife, as shown and described.

DESCRIPTION

FIG. 1 is a perspective view of a utility knife showing my new design;
FIG. 2 is a front elevational view thereof;
FIG. 3 is a rear elevational view thereof;
FIG. 4 is a top plan view thereof;
FIG. 5 is a bottom plan view thereof;
FIG. 6 is a left side elevational view thereof; and,
FIG. 7 is a right side elevational view thereof.

1 Claim, 3 Drawing Sheets



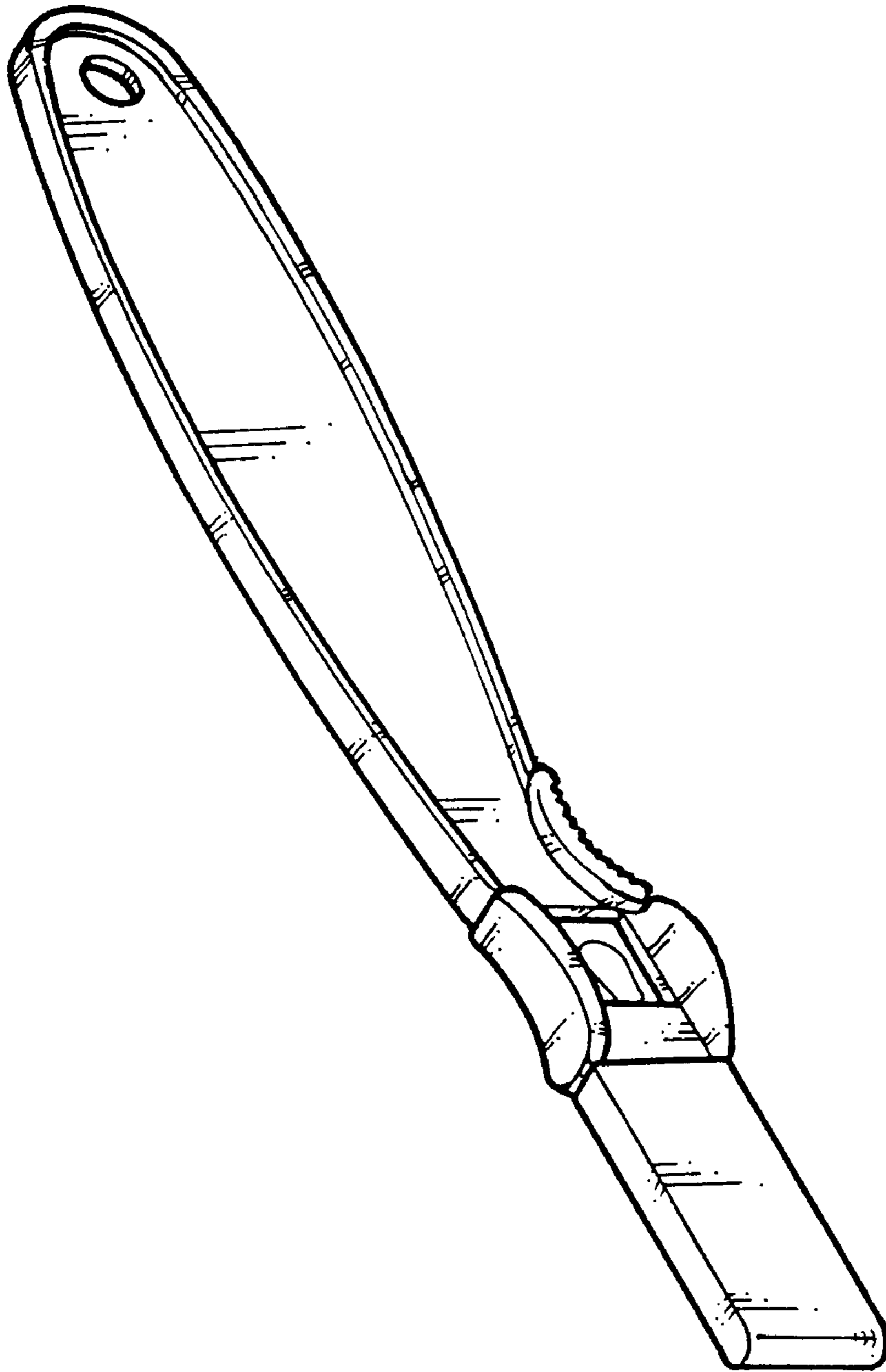


FIG. 1

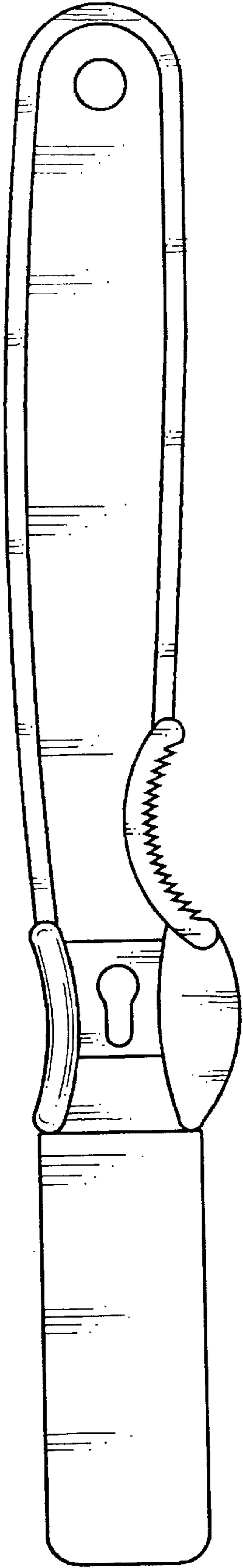


FIG. 2

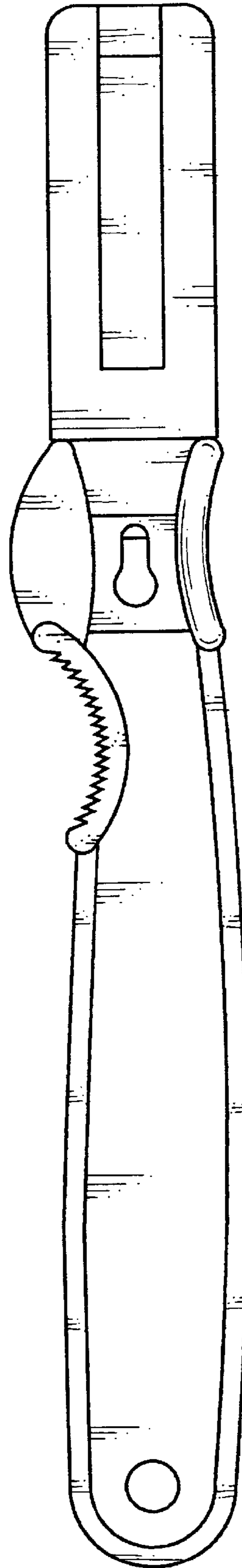


FIG. 3



FIG. 4



FIG. 5



FIG. 6

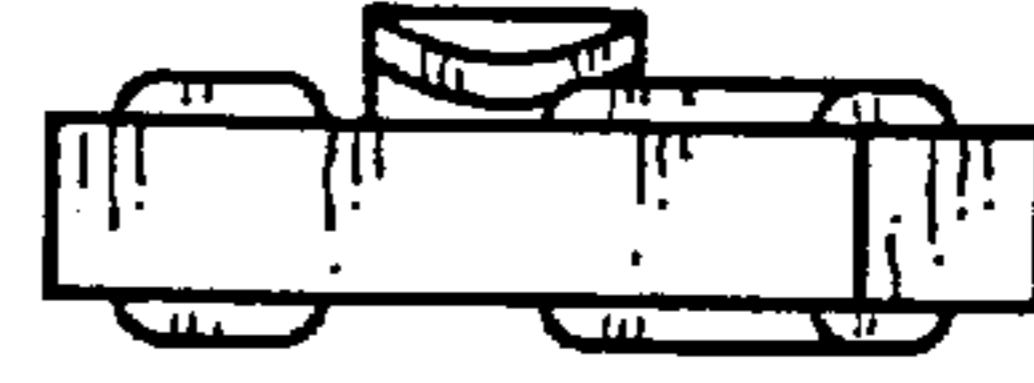


FIG. 7