



US00D411411S

United States Patent [19] Pedrini

[11] **Patent Number: Des. 411,411**
[45] **Date of Patent: ** Jun. 22, 1999**

[54] **HANDLES FOR KITCHEN UTENSILS**

[75] Inventor: **Gianpietro Pedrini**, Brescia, Italy

[73] Assignee: **Pedrini P.P.L. S.p.A.**, Concesio, Italy

[**] Term: **14 Years**

[21] Appl. No.: **29/094,151**

[22] Filed: **Sep. 25, 1998**

[30] **Foreign Application Priority Data**

Apr. 1, 1998 [XH] Hague Agreement DM/043 595

[51] **LOC (6) Cl. 07-04**

[52] **U.S. Cl. D7/395**

[58] **Field of Search** D7/393, 395, 642,
D7/645, 649, 653, 401.2, 368, 669, 688,
691; D8/97; 30/147-150, 322, 324; 16/110 R,
111 R, 114 R, 110 A, 114 A

[56] **References Cited**

U.S. PATENT DOCUMENTS

5,005,294 4/1991 Roberts et al. 30/324

Primary Examiner—Caron D. Veynar

Attorney, Agent, or Firm—Guido Modiano; Albert Josif

[57] **CLAIM**

The ornamental design for the handles for kitchen utensils, as shown and described.

DESCRIPTION

FIG. 1 is a perspective view of a handles for kitchen utensils,

FIG. 2 is a front view thereof, showing my new design;

FIG. 3 is a rear view thereof, showing my new design;

FIG. 4 is a left side view thereof, showing my new design;

FIG. 5 is a right side view thereof, showing my new design;

FIG. 6 is a view thereof, taken from above, showing my new design;

FIG. 7 is a view thereof, taken from below, showing my new design;

FIG. 8 is a perspective view of a second embodiment of the handles for kitchen utensils, showing my design;

FIG. 9 is a front view of the second embodiment, showing my new design;

FIG. 10 is a rear view of the second embodiment, showing my new design;

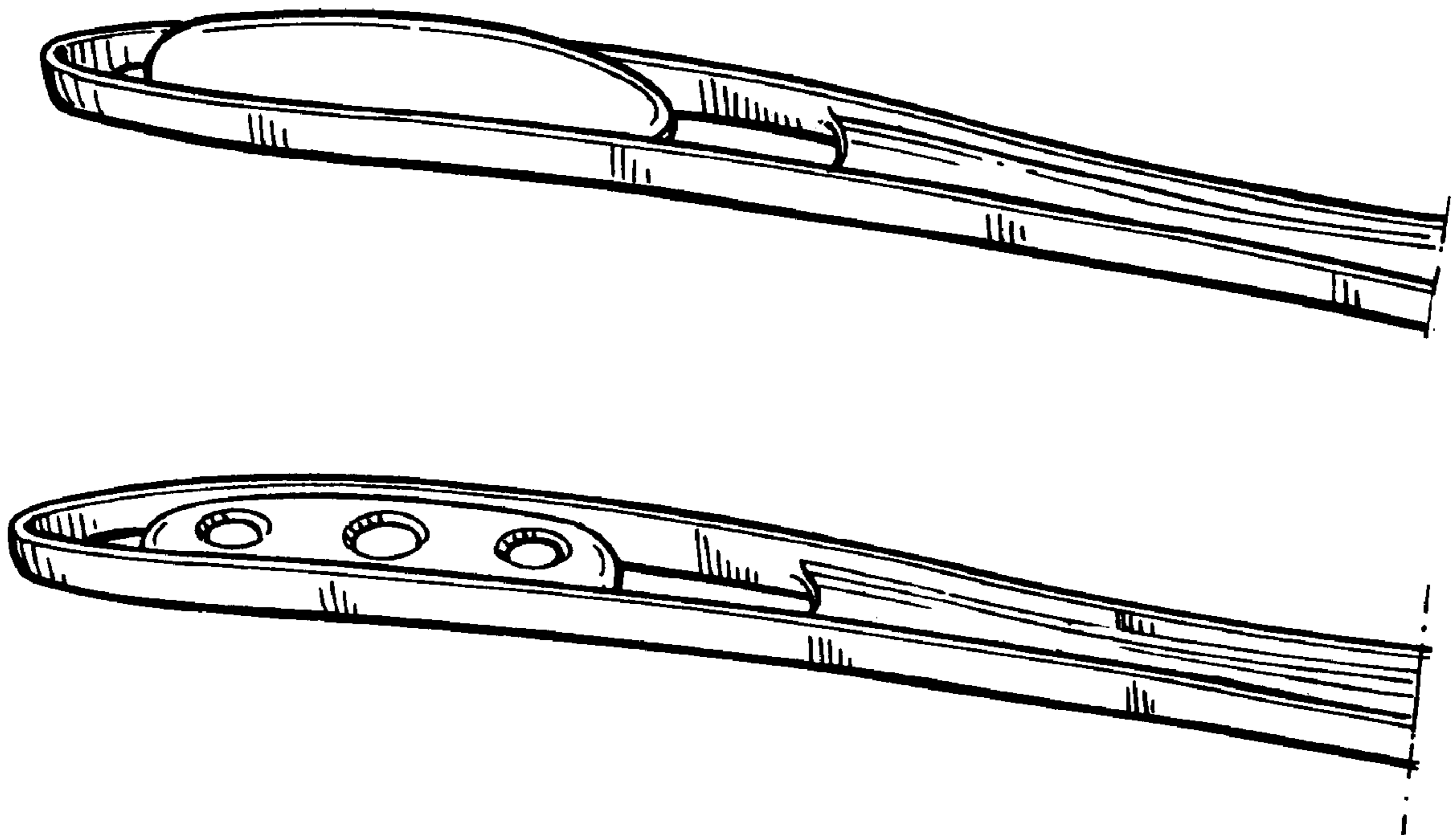
FIG. 11 is a left side view of the second embodiment, showing my new design;

FIG. 12 is a right side view of the second embodiment, showing my new design;

FIG. 13 is a view of the second embodiment, taken from above, showing my new design; and,

FIG. 14 is a view of the second embodiment, taken from below, showing my new design.

1 Claim, 2 Drawing Sheets



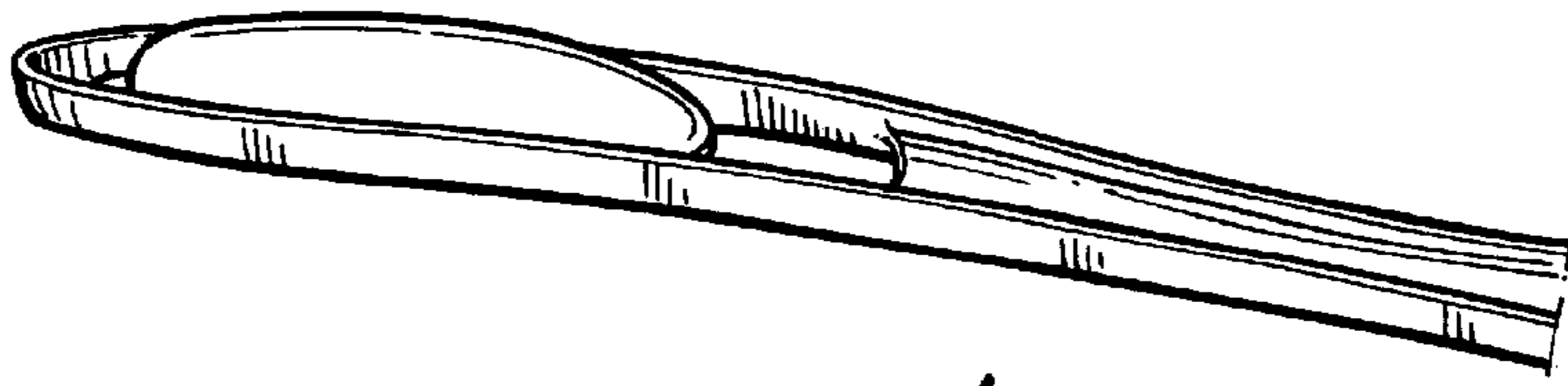


FIG. 1




FIG. 2



FIG. 3

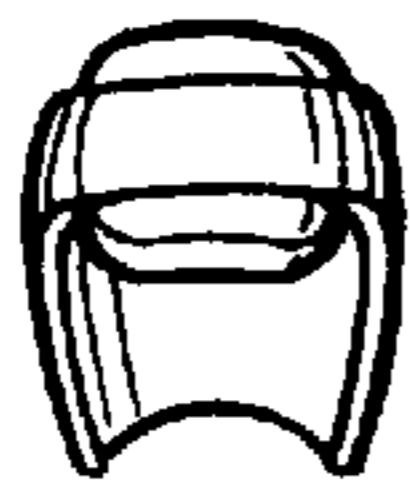


FIG. 4



FIG. 5



FIG. 6



FIG. 7

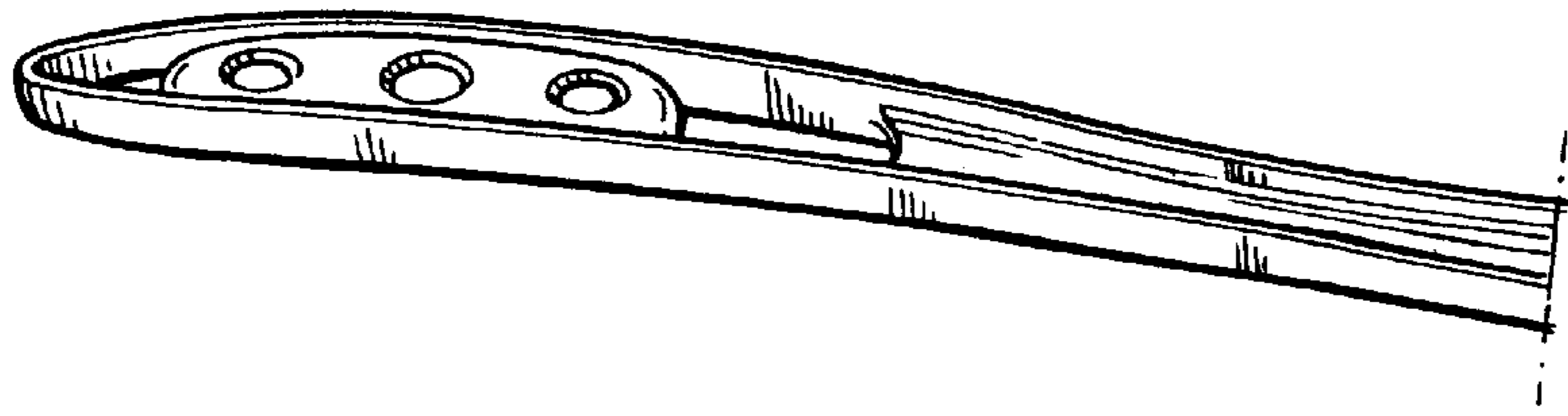


FIG. 8




FIG. 9




FIG. 10



FIG. 11



FIG. 12



FIG. 13



FIG. 14