



US00D411409S

# United States Patent [19]

Wallays et al.

[11] Patent Number: **Des. 411,409**

[45] Date of Patent: **\*\* Jun. 22, 1999**

[54] **SPRINKLER TOP FOR A TABLE SHAKER**

[75] Inventors: **Nele Wallays, Antwerp; Victor J. J. Cautereels, Ranst, both of Belgium**

[73] Assignee: **Dart Industries Inc., Orlando, Fla.**

[\*\*] Term: **14 Years**

[21] Appl. No.: **29/090,266**

[22] Filed: **Jul. 6, 1998**

[51] **LOC (6) Cl.** ..... **07-99**

[52] **U.S. Cl.** ..... **D7/392; D7/391**

[58] **Field of Search** ..... **D7/372, 387, 391, D7/591, 592; D9/454; 222/548, 565**

[56] **References Cited**

**U.S. PATENT DOCUMENTS**

- D. 112,513 12/1938 Carvalho ..... D7/454
- D. 156,283 11/1949 Schreiber ..... D7/592
- D. 162,005 2/1951 Burroughs ..... D7/591
- D. 346,958 5/1994 Olson ..... D7/591 X

- 2,592,676 4/1952 Franklin .
- 2,643,024 6/1953 Cronheim ..... D7/391 X
- 3,125,260 3/1964 Dreps ..... 222/548
- 3,194,455 7/1965 Castelli .
- 3,261,516 7/1966 Allen ..... 222/548
- 4,961,521 10/1990 Eckman .

*Primary Examiner*—M. N. Pandozzi  
*Attorney, Agent, or Firm*—Taylor J. Ross

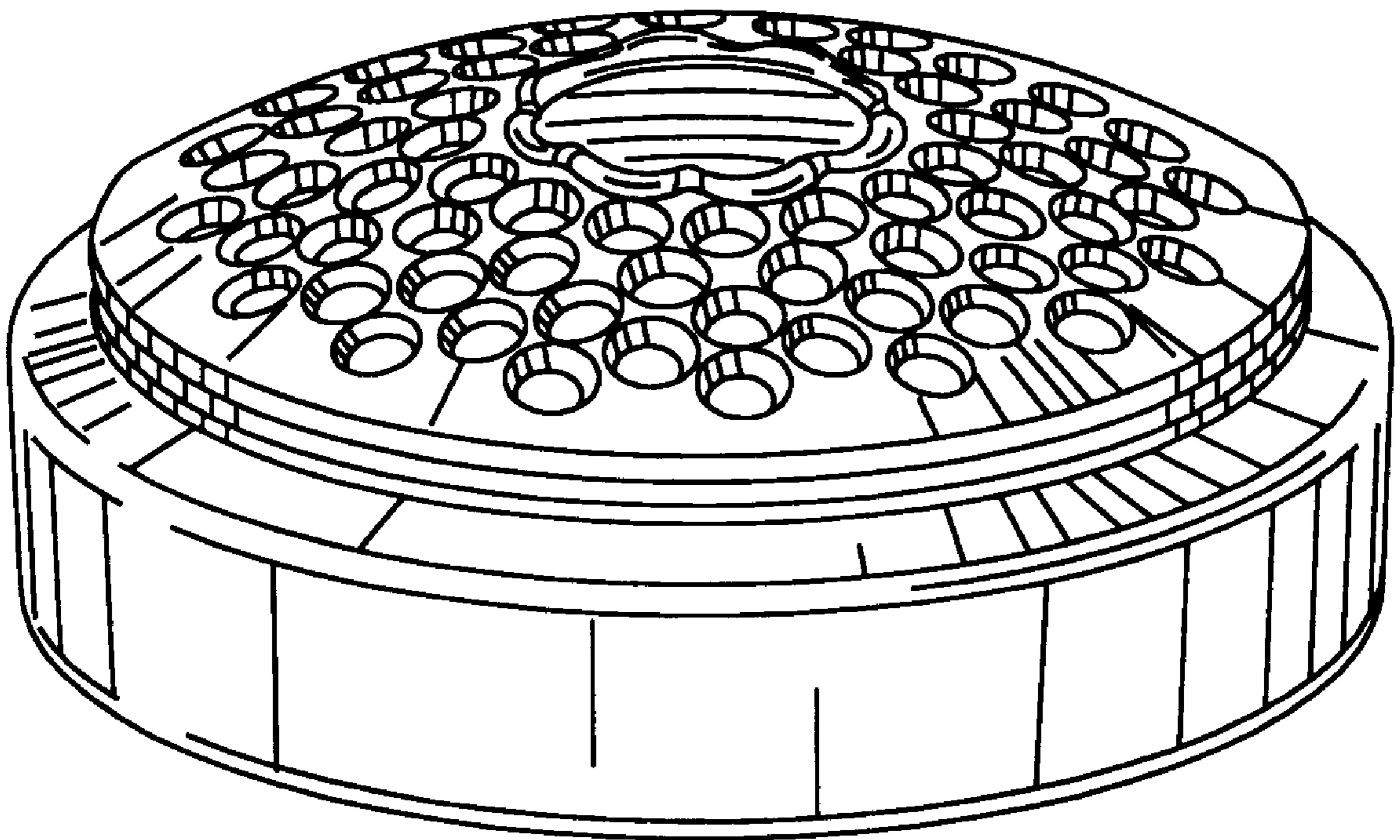
[57] **CLAIM**

The ornamental design for a sprinkler top for a table shaker, as shown and described.

**DESCRIPTION**

FIG. 1 is a top, side and front perspective view of a sprinkler top for a table shaker showing my new design;  
FIG. 2 is a top plan view thereof;  
FIG. 3 is a side elevation view thereof, all side elevations being the same; and,  
FIG. 4 is a bottom plan view thereof.

**1 Claim, 1 Drawing Sheet**



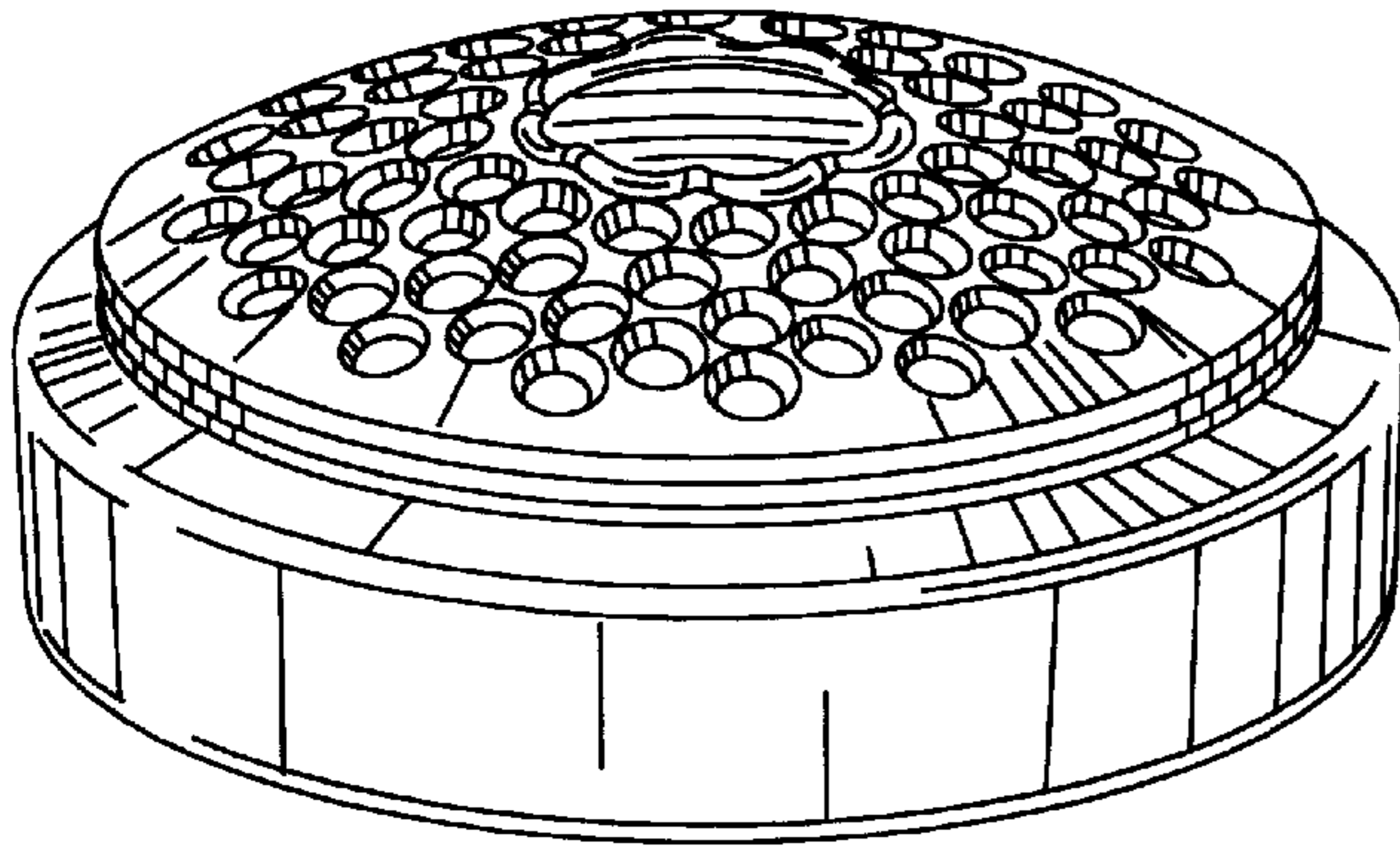


Fig. 1

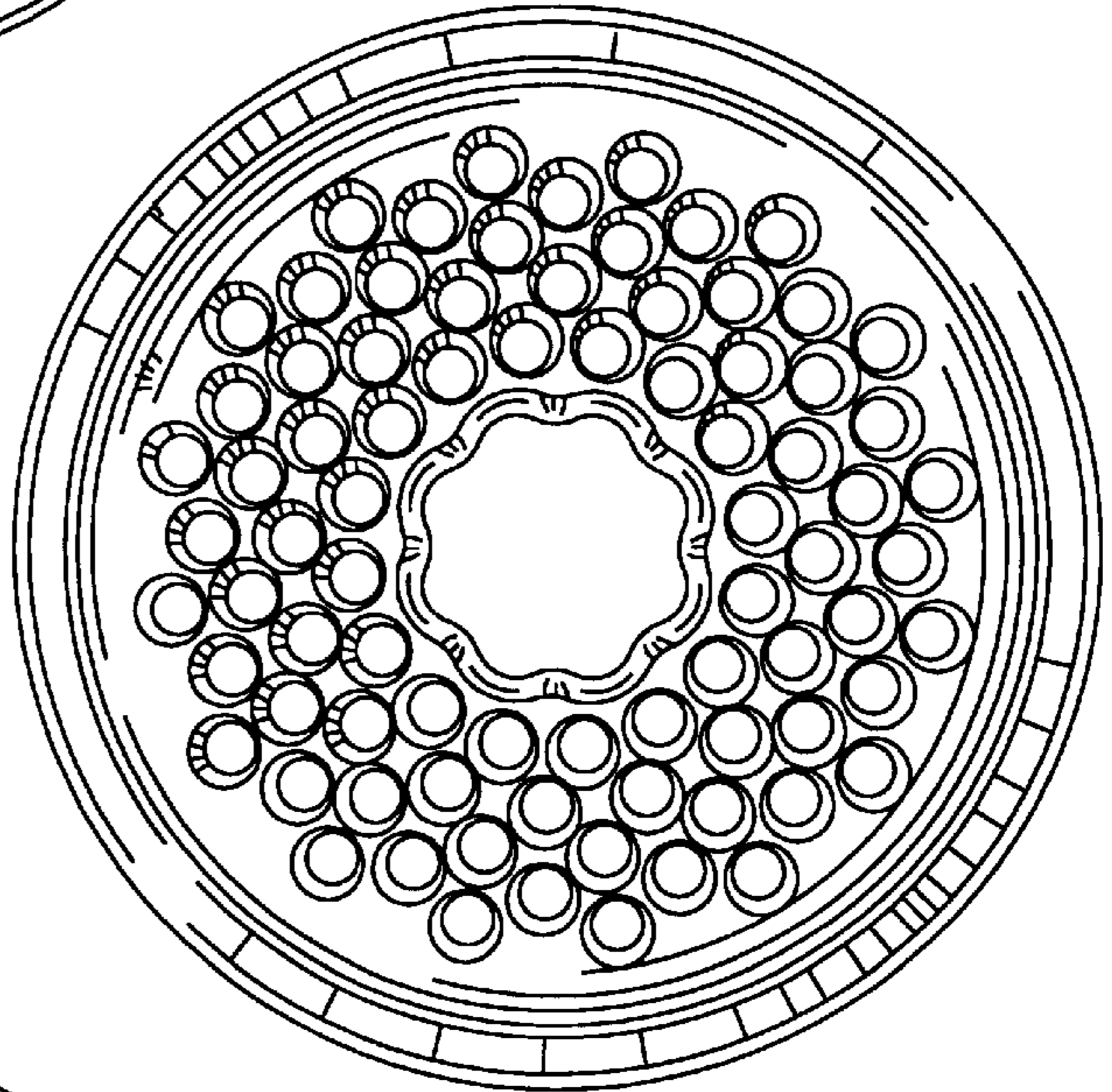


Fig. 2




Fig. 3

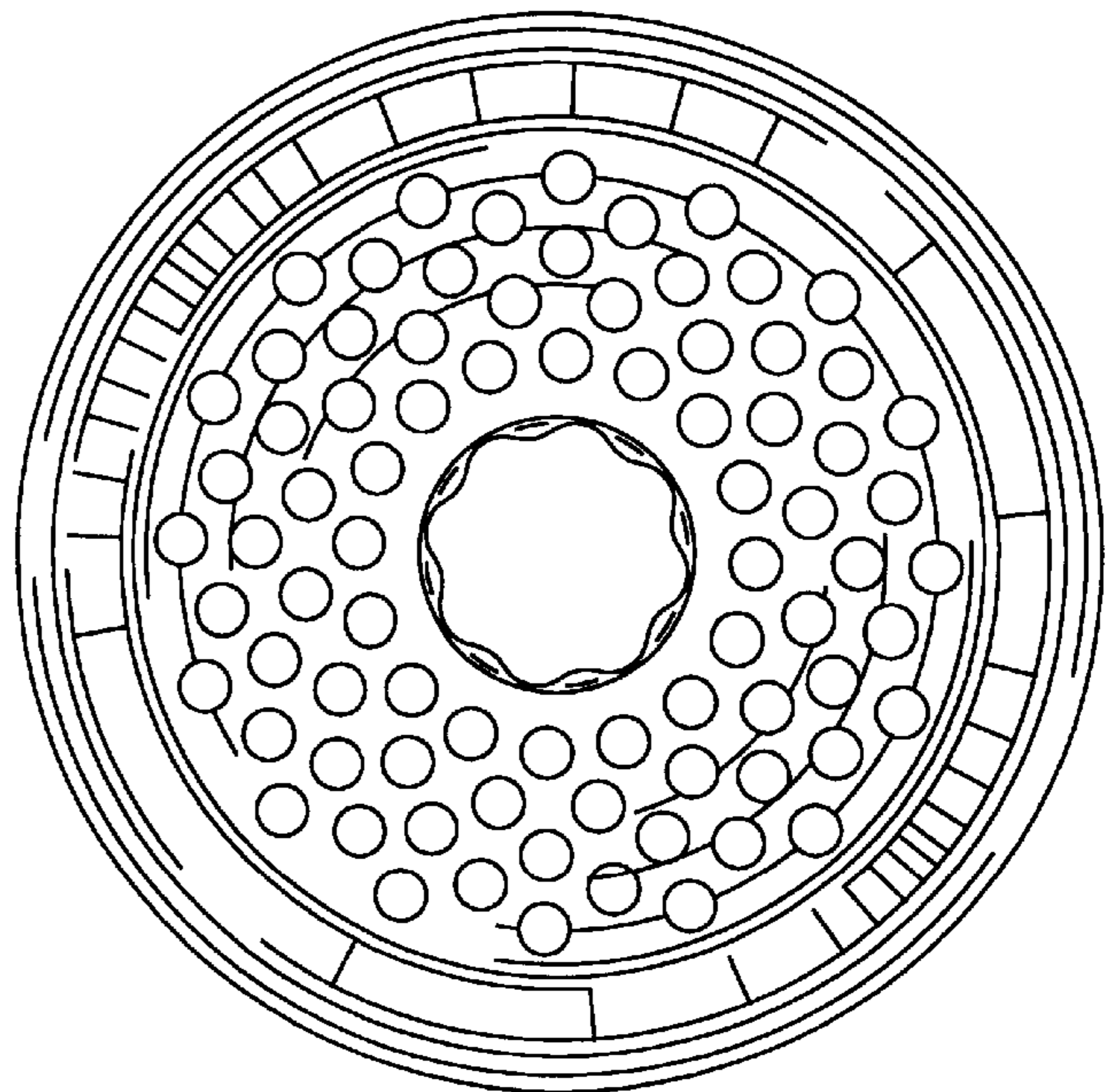


Fig. 4