



US00D411392S

United States Patent [19]

Welborn, Jr.

[11] Patent Number: Des. 411,392

[45] Date of Patent: ** Jun. 22, 1999

[54] COMPUTER CABINET

[75] Inventor: Earl Dalton Welborn, Jr., Davidson County, N.C.

[73] Assignee: Hooker Furniture Corporation, Martinsville, Va.

[*] Notice: This patent is subject to a terminal disclaimer.

[**] Term: 14 Years

[21] Appl. No.: 29/090,114

[22] Filed: Jun. 30, 1998

[51] LOC (6) Cl. 06-04

[52] U.S. Cl. D6/445

[58] Field of Search D6/432-448; 312/204, 312/257

[56] References Cited

U.S. PATENT DOCUMENTS

D. 182,241	5/1958	Lubberts et al.	D6/439
D. 198,319	6/1964	Smith	D6/445
D. 307,681	5/1990	Bush et al.	D6/436
D. 307,682	5/1990	Bush et al. .	
D. 340,152	10/1993	Short	D6/436
D. 340,153	10/1993	Keller .	
D. 343,073	1/1994	Black	D6/436
D. 357,599	4/1995	Kelley .	
D. 364,756	12/1995	Felber .	
D. 364,759	12/1995	Walters, III et al.	D6/445
D. 371,018	6/1996	Paus .	

D. 371,019 6/1996 Walters, III et al. .
D. 376,491 12/1996 Kelley .

OTHER PUBLICATIONS

Hooker Furniture Corporation Sales Brochure for Computer Cabinet, No. 074-10-305 disclosing the Applicant's claimed design, brochure dated Apr., 1998.
Directions by Woodward and Lothrop, p. 16; drawer pulls on wardrobe on page. (Des. Lib.), Aug. 1991.

Primary Examiner—Carmen H Vales-Lado
Attorney, Agent, or Firm—J. Michael Martinez; McGuire, Woods, Battle & Boothe LLP



[57] CLAIM

The ornamental design for a computer cabinet, as shown and described.

DESCRIPTION

FIG. 1 is a front, left side perspective view of a computer cabinet showing my new design;
FIG. 2 is a right side elevational view, the left side being a mirror image thereof;
FIG. 3 is a top plan view thereof;
FIG. 4 is a front elevational view thereof;
FIG. 5 is a front, left side perspective view with the doors opened and various interior members in extended position;
FIG. 6 is an enlarged detailed front elevational view of the upper left corner moulding; and,
FIG. 7 is an enlarged detailed perspective view thereof.
The bottom and rear not shown form no part of the claimed design.

1 Claim, 7 Drawing Sheets






FIG. 1

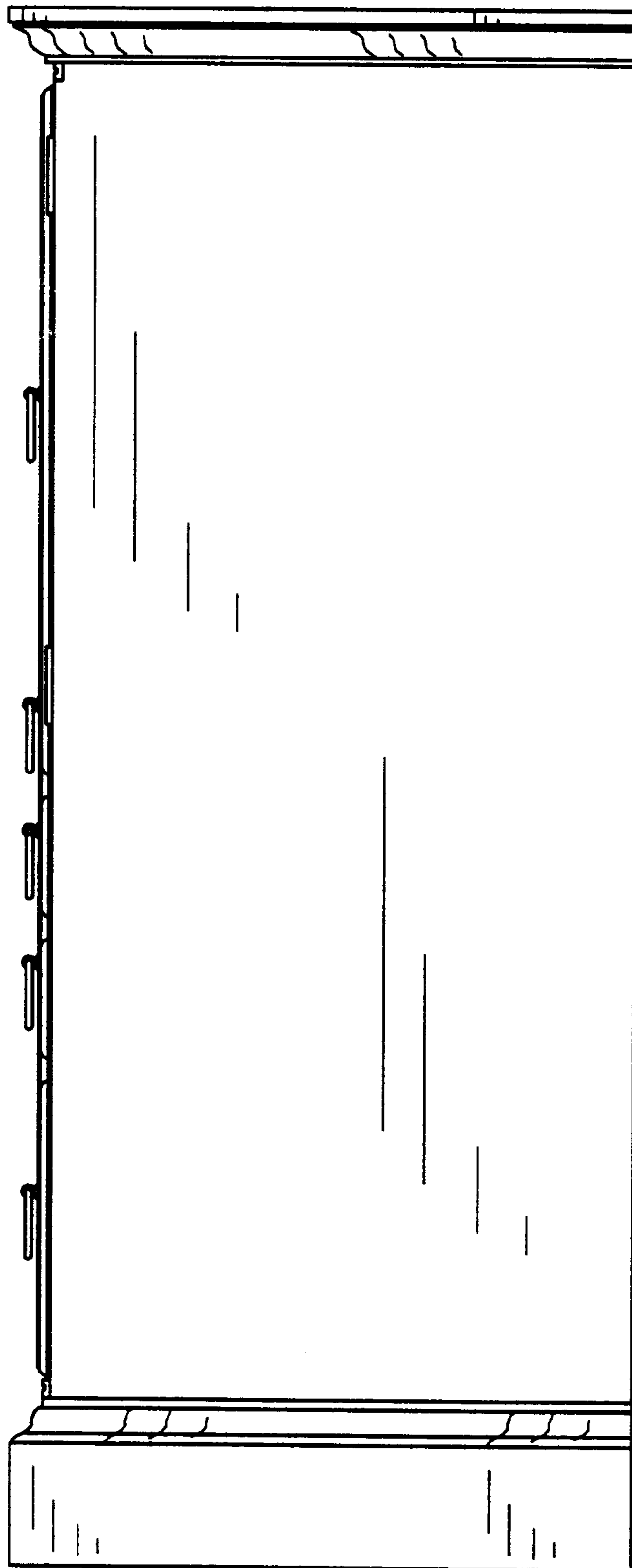


FIG. 2




FIG. 3




FIG. 4




FIG. 5

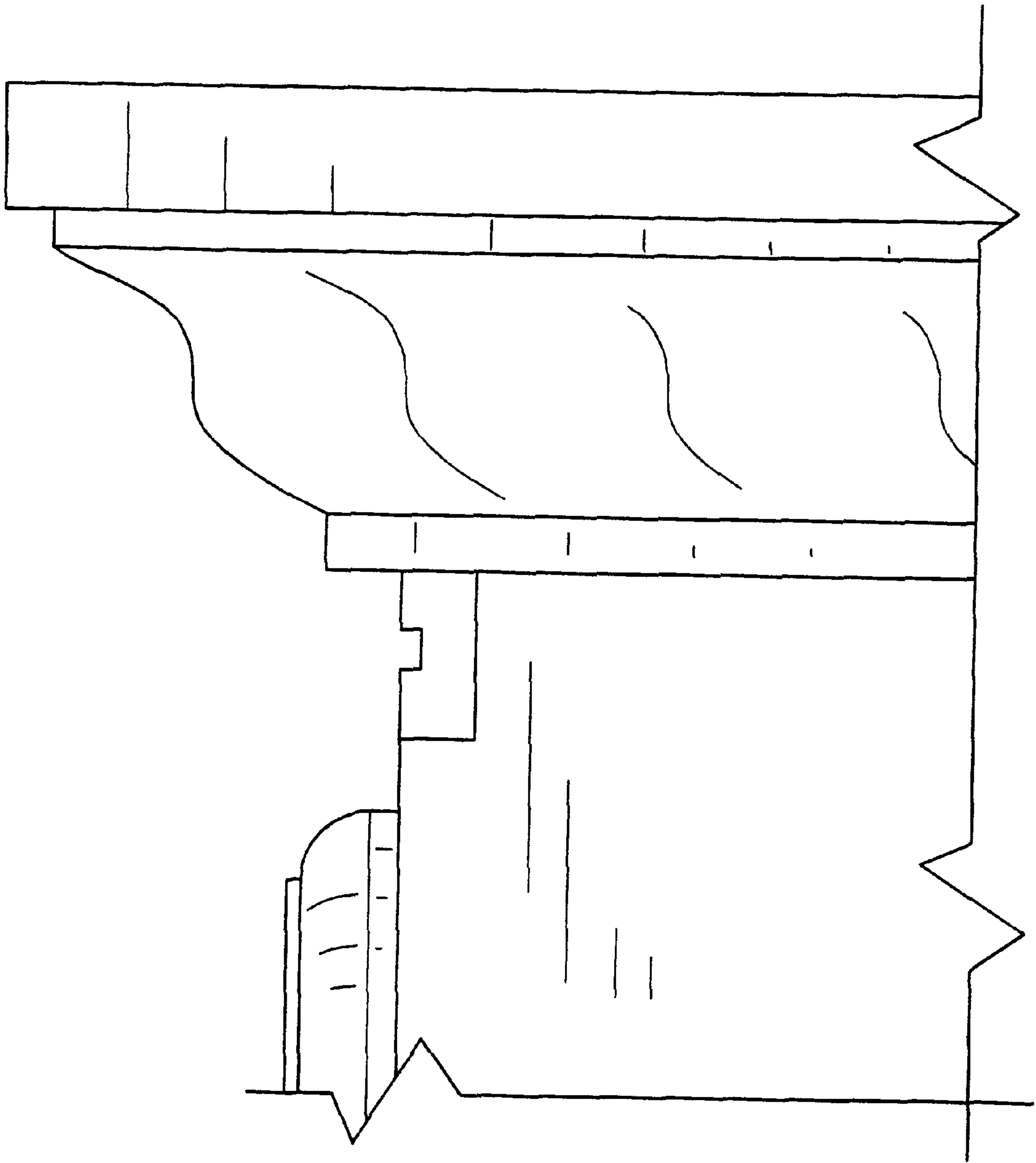


FIG. 6

