



US00D411391S

United States Patent [19]

Goodman et al.

[11] Patent Number: **Des. 411,391**

[45] Date of Patent: **** Jun. 22, 1999**

[54] **COOKBOOK HOLDER**

[75] Inventors: **Sheldon H. Goodman**, 30905 Stratford, Solon, Ohio 44139; **Harold A. Goodman**, Orange Village, Ohio

[73] Assignee: **Sheldon H. Goodman**, Solon, Ohio

[**] Term: **14 Years**

[21] Appl. No.: **29/085,461**

[22] Filed: **Mar. 24, 1998**

[51] **LOC (6) Cl.** **06-04**

[52] **U.S. Cl.** **D6/419; D6/462**

[58] **Field of Search** D6/462-466, 300, D6/313, 419, 566; D19/91; 211/41.1, 42, 43, 126.9, 133.2, 181.1; 248/441.1, 445, 446, 450, 451, 454-456, 466, 469, 175, 153; 40/341, 659

[56] **References Cited**

U.S. PATENT DOCUMENTS

D. 39,318	5/1908	Timberlake	D6/313
D. 118,443	1/1940	Fisk et al.	D6/313
D. 184,439	2/1959	Hellmann	D6/463

194,394	8/1877	Woods et al.	248/455
353,582	11/1886	Palmer	40/659
D. 385,717	11/1997	Howell	D6/419
1,900,251	3/1933	Moore	248/465.1 X
2,778,152	1/1957	Russell	248/465.1 X
3,193,240	7/1965	Browett	248/175 X

Primary Examiner—James Gandy
Assistant Examiner—Linda Brooks
Attorney, Agent, or Firm—Pearne, Gordon, McCoy & Granger LLP

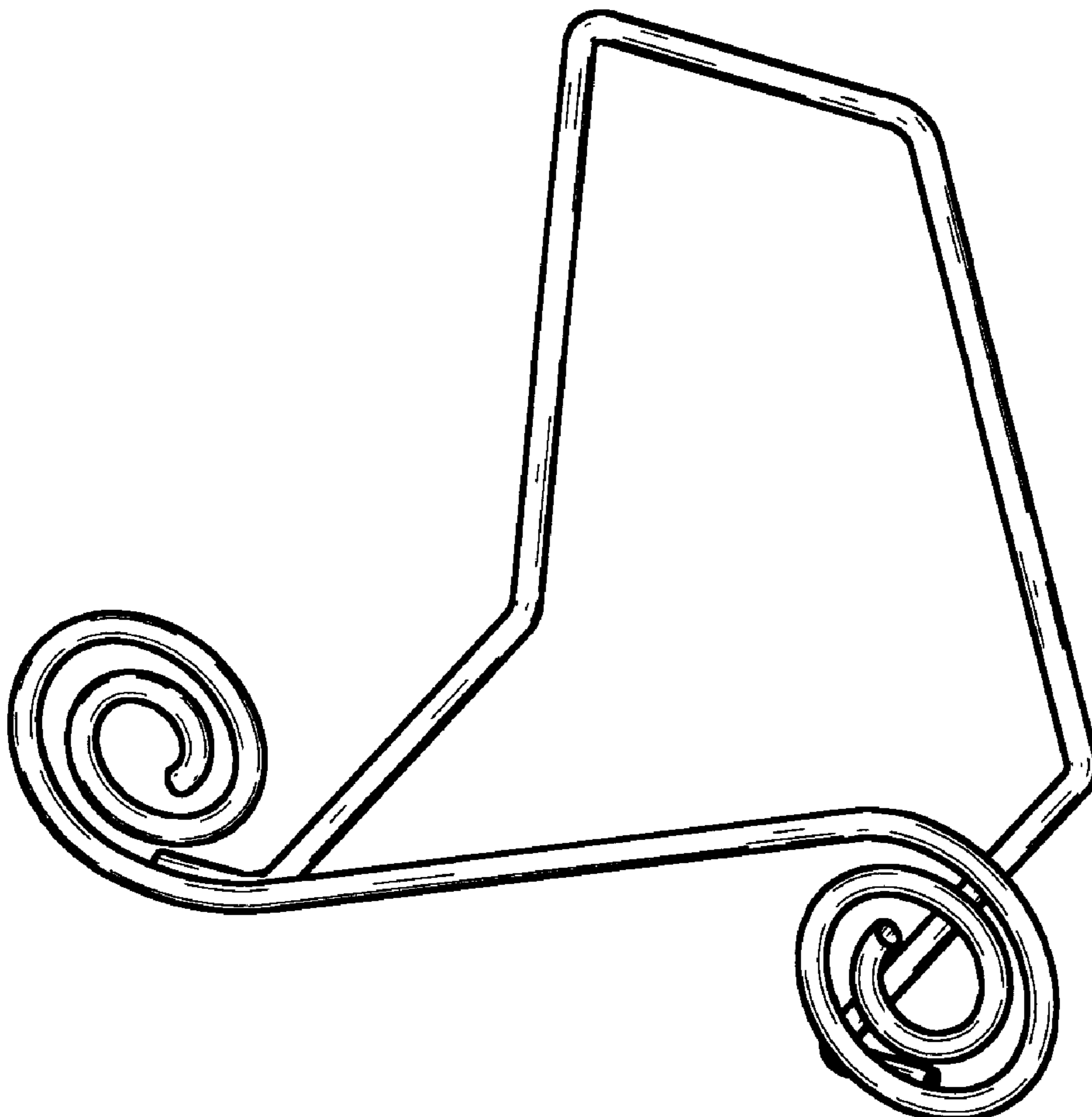
[57] **CLAIM**

The ornamental design for a cookbook holder, as shown and described.

DESCRIPTION

FIG. 1 is a right side, top, and front perspective view of a cookbook holder showing our new design; FIG. 2 is a front elevational view thereof; FIG. 3 is a rear elevational view thereof; FIG. 4 is a left side elevational view thereof; FIG. 5 is a right side elevational view thereof; FIG. 6 is a top plan view thereof; and, FIG. 7 is a bottom plan view thereof.

1 Claim, 1 Drawing Sheet



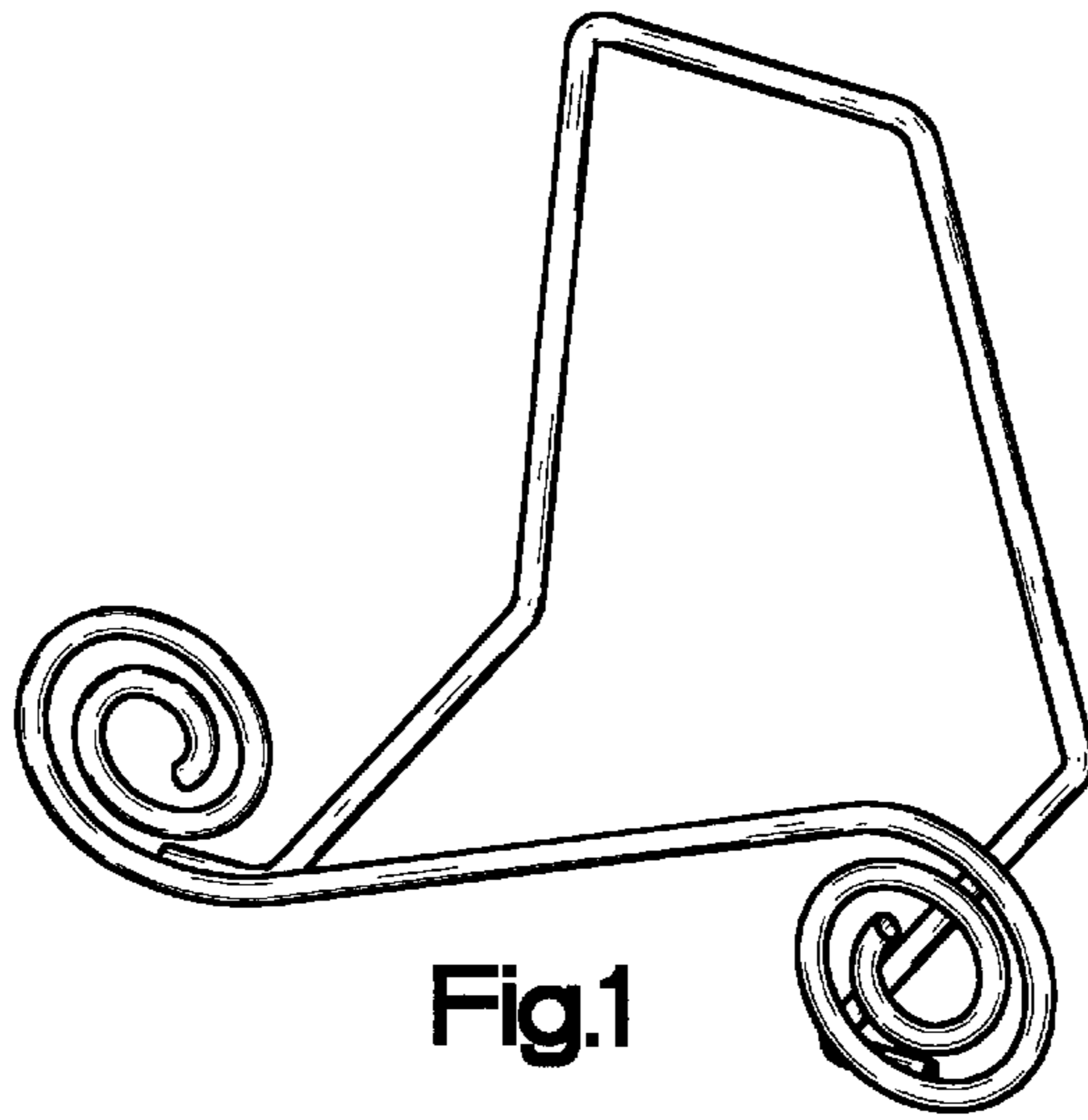


Fig.1




Fig.2




Fig.3

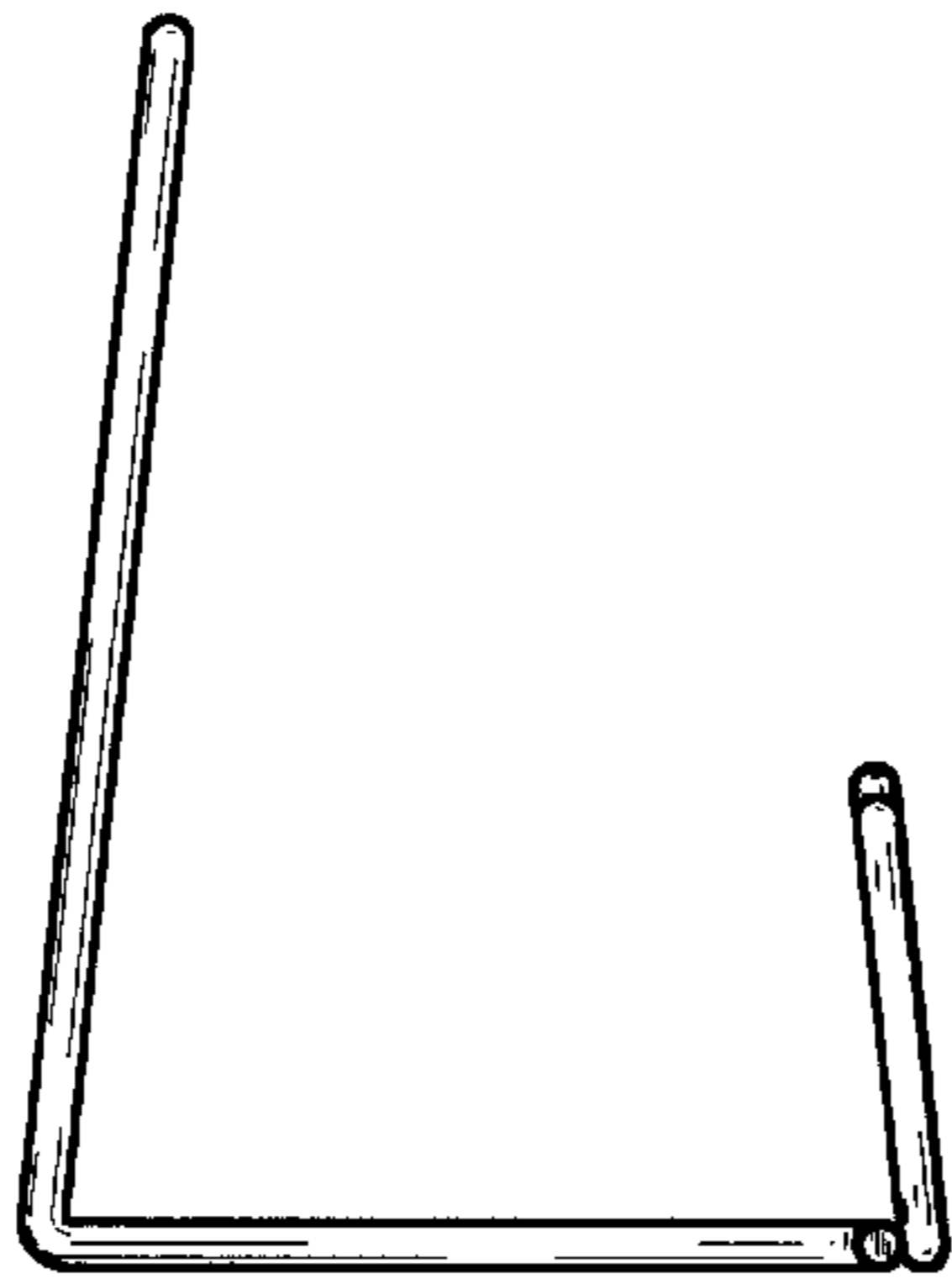


Fig.4

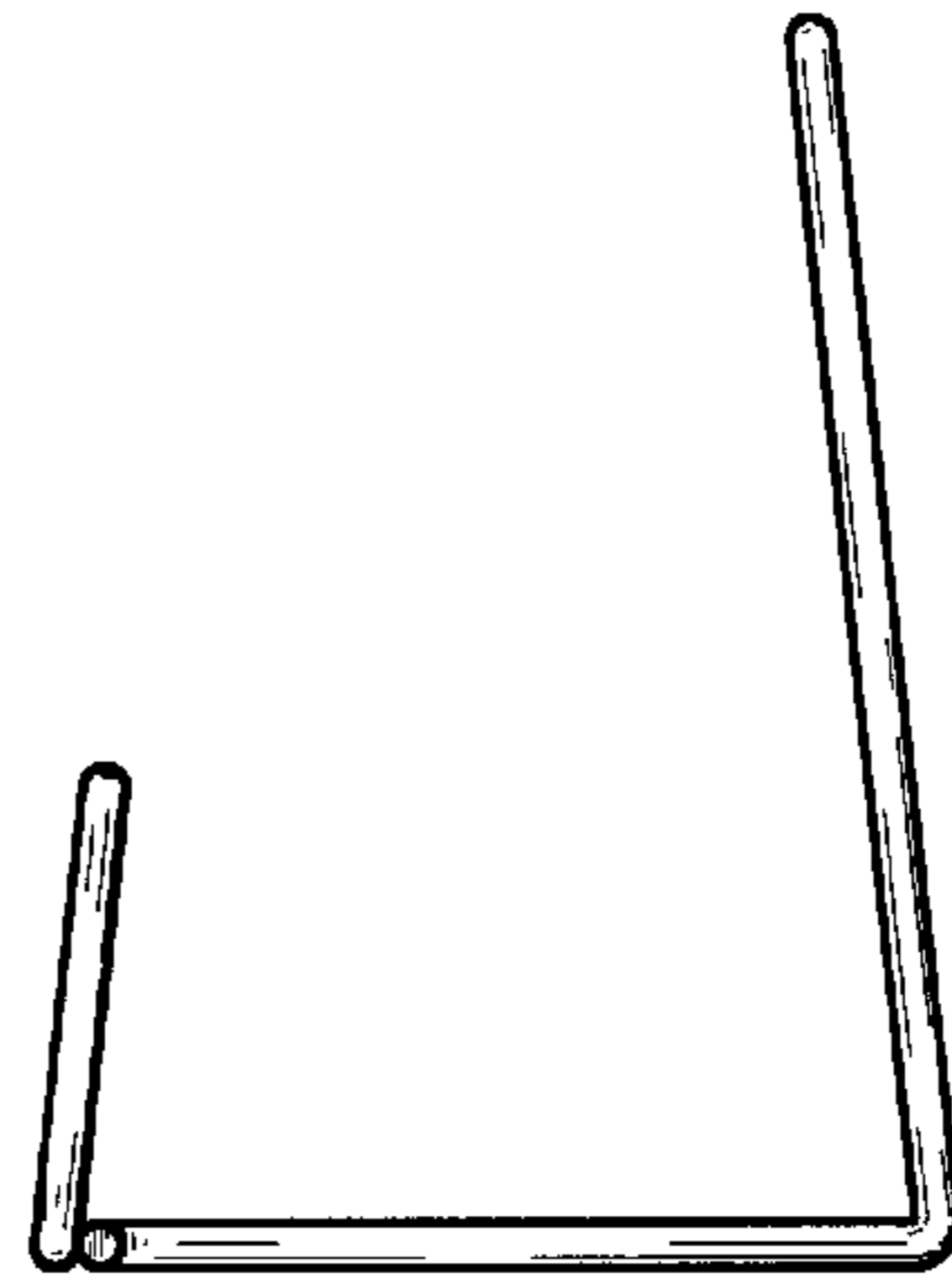


Fig.5




Fig.6




Fig.7