



US00D411383S

United States Patent [19] Schultz

[11] Patent Number: **Des. 411,383**

[45] Date of Patent: **** Jun. 22, 1999**

[54] **BENCH SEAT**

[76] Inventor: **Moses Richard Schultz**, P.O. Box 88,
Barto, Pa. 19504

[**] Term: **14 Years**

[21] Appl. No.: **29/066,843**

[22] Filed: **Jan. 24, 1997**

[51] **LOC (6) Cl.** **06-01**

[52] **U.S. Cl.** **D6/381; D6/376**

[58] **Field of Search** D6/334, 371, 373,
D6/374, 376, 379, 380, 381, 500, 501,
502; 297/232

[56] **References Cited**

U.S. PATENT DOCUMENTS

D. 343,528 1/1994 Hess D6/376
D. 353,271 12/1994 Schultz D6/376

D. 355,783 2/1995 Noll D6/381
D. 366,775 2/1996 Kane D6/376 X

Primary Examiner—Gary D. Watson
Attorney, Agent, or Firm—Thomas A. O'Rourke

[57] **CLAIM**

The ornamental design for a bench seat, as shown and described.

DESCRIPTION

FIG. 1 is a front view of the bench seat of the present invention.

FIG. 2 is a top view of the bench seat of FIG. 1.

FIG. 3 is a bottom view of the bench seat of FIG. 1.

FIG. 4 is a rear view of the bench seat of FIG. 1; and,

FIG. 5 is a side view of the bench seat of FIG. 1. The opposite side of the bench seat is the mirror image of FIG. 5.

1 Claim, 5 Drawing Sheets




Figure 1




Figure 2




Figure 3




Figure 4




Figure 5

