



US00D411376S

United States Patent [19]

Lewis et al.

[11] Patent Number: Des. 411,376

[45] Date of Patent: ** Jun. 22, 1999

[54] SECTIONAL SOFA

[75] Inventors: **Jack R. Lewis**, Monroe; **Ronald W. Randen, Jr.**, Newport, both of Mich.

[73] Assignee: **La-Z-Boy Incorporated**, Monroe, Mich.

[**] Term: **14 Years**

[21] Appl. No.: **29/083,356**

[22] Filed: **Feb. 9, 1998**

Related U.S. Application Data

[63] Continuation-in-part of application No. 29/053,219, Apr. 17, 1996, Pat. No. Des. 390,372, which is a continuation-in-part of application No. 29/045,220, Oct. 13, 1995, Pat. No. Des. 376,265.

[51] **LOC (6) Cl.** **06-01**

[52] **U.S. Cl.** **D6/335; D6/381**

[58] **Field of Search** D6/334, 335, 336, D6/364, 371, 373, 377, 378, 381, 500, 501, 502; 297/232

[56] References Cited

U.S. PATENT DOCUMENTS

- D. 235,284 6/1975 Gill .
- D. 235,944 7/1975 Long D6/364
- D. 251,761 5/1979 Long .
- D. 334,673 4/1993 Robinson et al. .
- D. 335,967 6/1993 Robinson et al. .
- D. 343,523 1/1994 Robinson et al. D6/335
- D. 347,335 5/1994 Goldberg .

- D. 351,509 10/1994 Goldberg .
- D. 355,532 2/1995 Goldberg D6/335
- D. 358,943 6/1995 Natuzzi et al. .
- D. 362,354 9/1995 Natuzzi et al. .
- D. 369,478 5/1996 Riboldi .
- D. 376,265 12/1996 Lewis et al. D6/334
- D. 380,093 6/1997 Lewis et al. D6/334
- D. 390,372 2/1998 Lewis et al. D6/381

OTHER PUBLICATIONS

Levitz, p. 5, Sofa at Top Left (Prices Til) Nov. 18, 1994.
Wayline, 290 Love Seat and Sofa, Jul. 1985.
Kirschmen's ad p. 3, Lane Chair at bottom center, Jun. 1993.
Bloomingdale's p. 4, Natuzzi chair at bottom right, Sep. 24, 1994.

Primary Examiner—Gary D. Watson
Attorney, Agent, or Firm—Harness, Dickey & Pierce, P.L.C.

[57] CLAIM

The ornamental design for a sectional sofa, as shown and described.

DESCRIPTION

FIG. 1 is a front perspective view of a sectional sofa embodying our new design;
FIG. 2 is a top plan view of the new design;
FIG. 3 is a front elevational view of the design;
FIG. 4 is a front elevational view of the design showing a backrest member in an alternate position; and,
FIG. 5 is an exploded perspective view of the design.
The portions of the article which have not been shown in the drawings form no part of the claimed design.

1 Claim, 2 Drawing Sheets

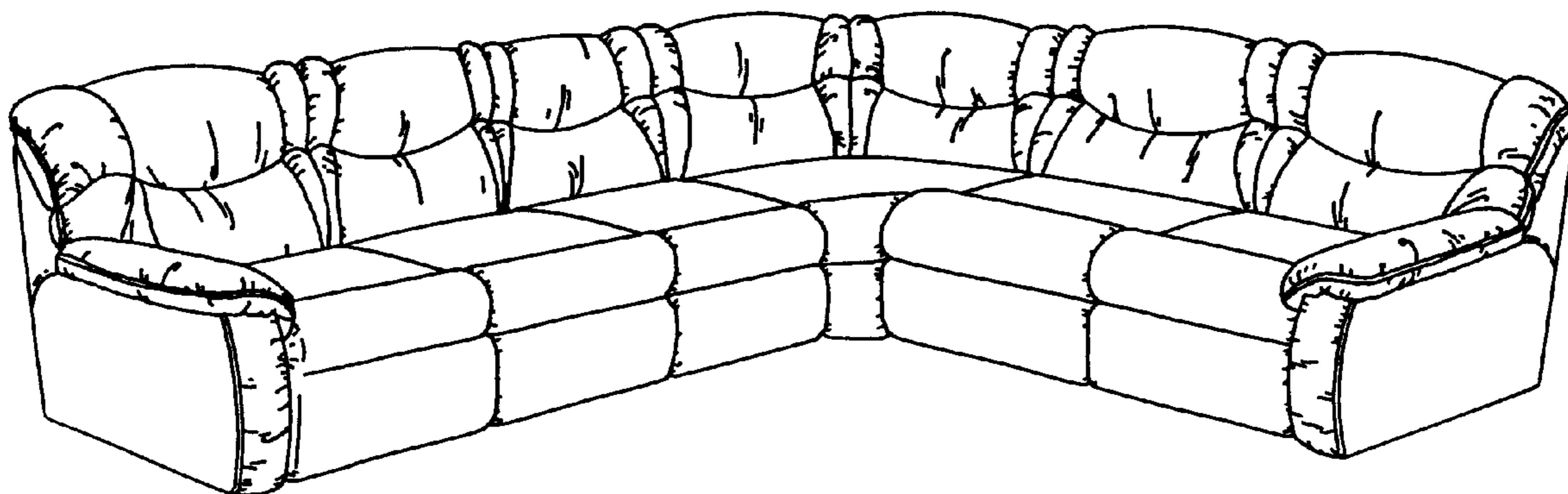


FIG 1

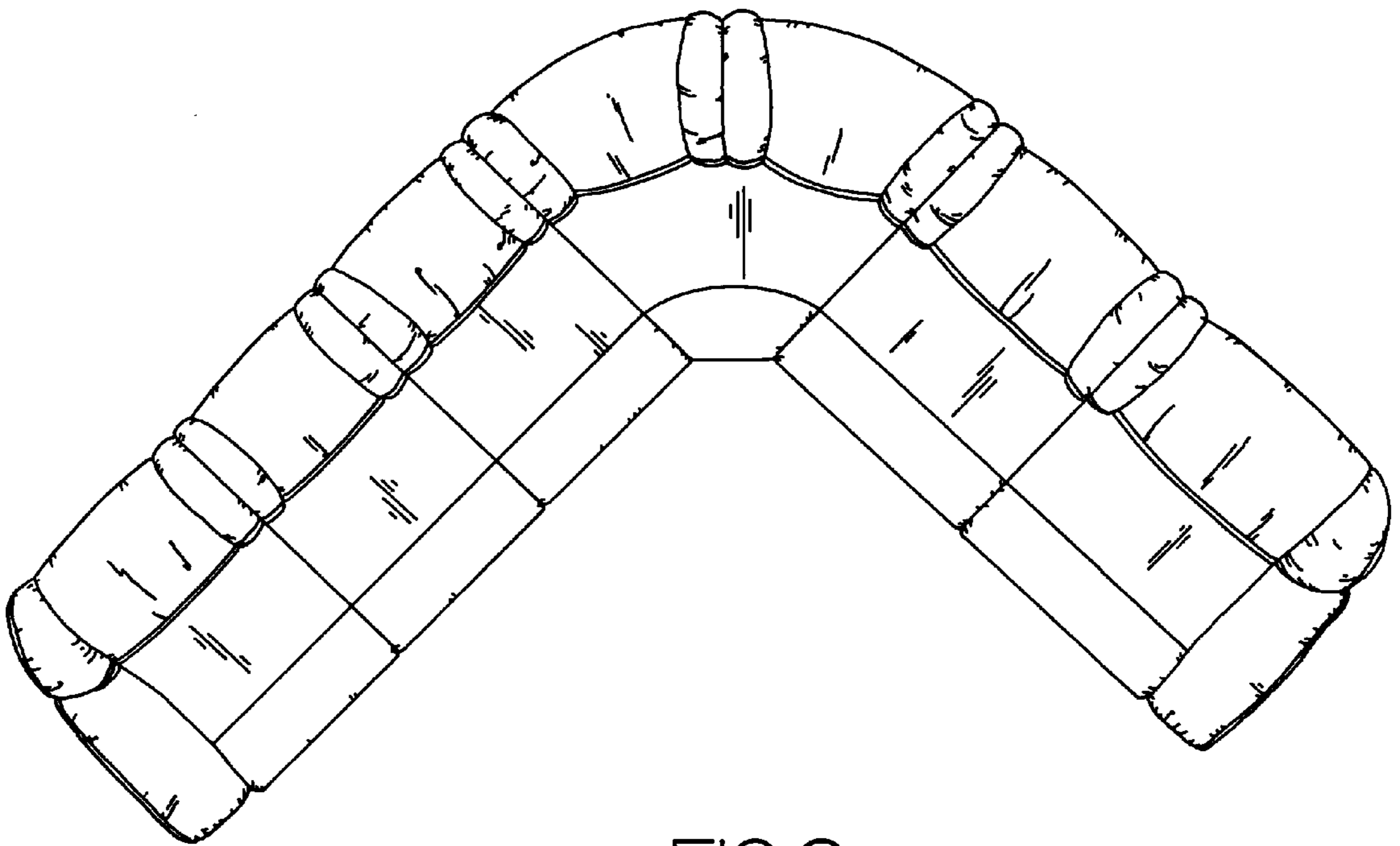



FIG 2

FIG 3

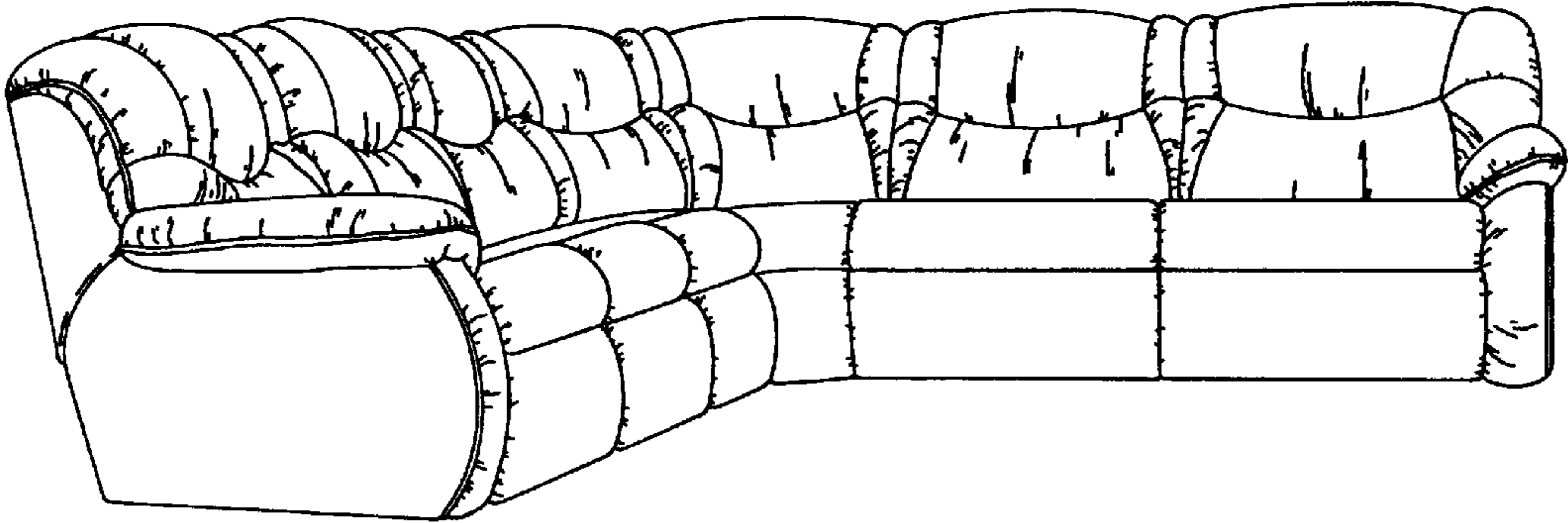


FIG 4

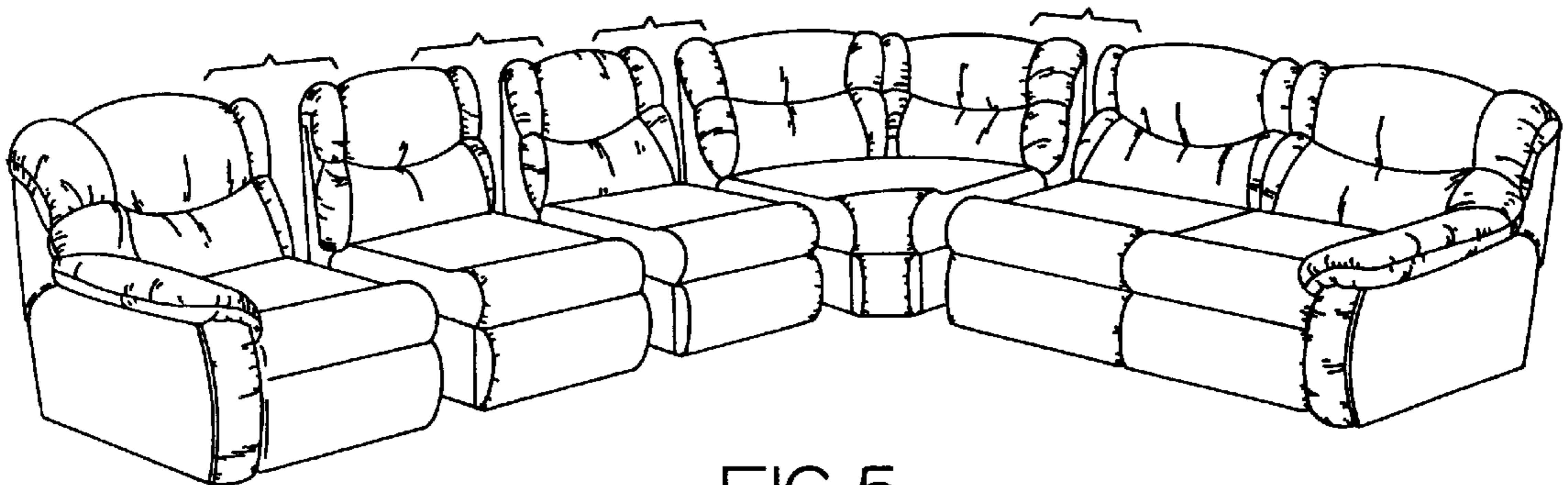
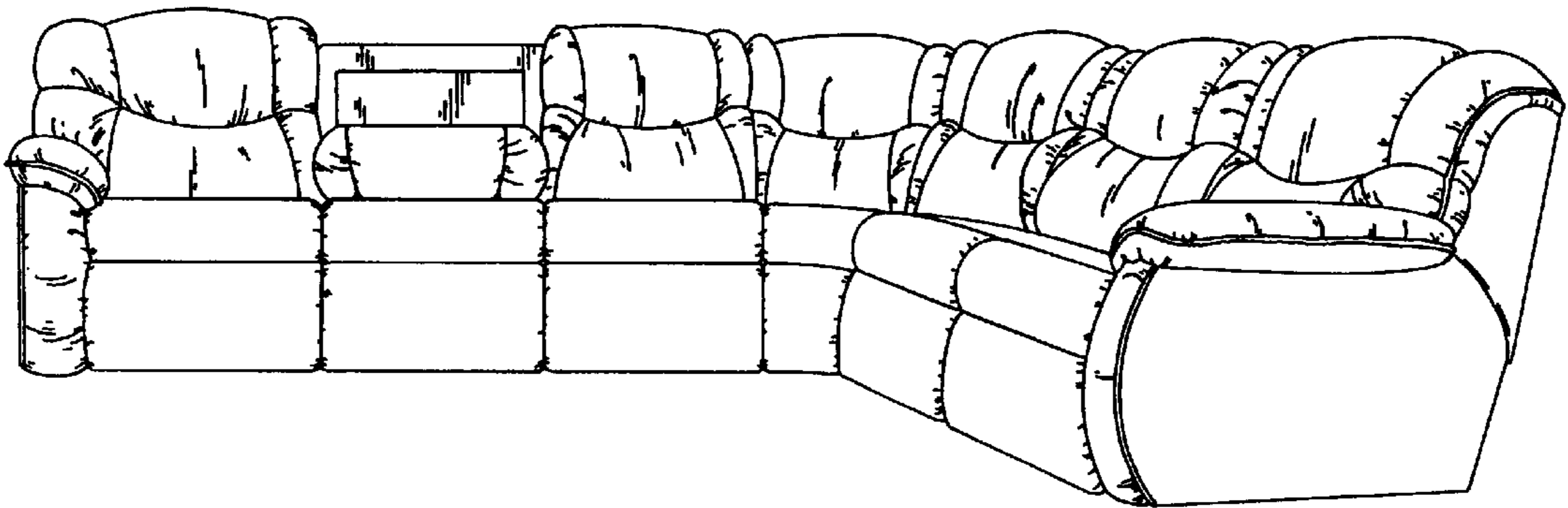


FIG 5