



US00D411374S

United States Patent [19]

Kilian et al.

[11] **Patent Number: Des. 411,374**

[45] **Date of Patent: ** Jun. 22, 1999**

[54] ADJUSTABLE GARMENT HANGER

[76] Inventors: **Jeanne Kilian**, 3829 N. 7th St., Tacoma, Wash. 98406; **Mary E. Morris**, 8813 Butte Ter. SW., Lakewood, Wash. 98498

[**] Term: **14 Years**

[21] Appl. No.: **29/079,354**

[22] Filed: **Nov. 13, 1997**

[51] **LOC (6) Cl.** **06-08**

[52] **U.S. Cl.** **D6/317; D6/319**

[58] **Field of Search** D6/317, 319; 211/113, 211/119; 223/85, 88, 91-6

[56] **References Cited**

U.S. PATENT DOCUMENTS

D. 365,447	12/1995	North	D6/317
5,476,199	12/1995	Halverson et al.	223/94
5,579,964	12/1996	Fochtman	223/94
5,632,422	5/1997	Csengeri	223/94

OTHER PUBLICATIONS

Selfix Home Organization Products—Closet Shop.; p. 7; hanger 701, Aug. 15, 1995.

Primary Examiner—B. J. Bullock

Attorney, Agent, or Firm—Robert B. Hughes; Hughes & Schacht, P.S.

[57] **CLAIM**

The ornamental design for an adjustable garment hanger, as shown and described.

DESCRIPTION

FIG. 1 is a front elevational view showing the adjustable garment hanger of the present invention;

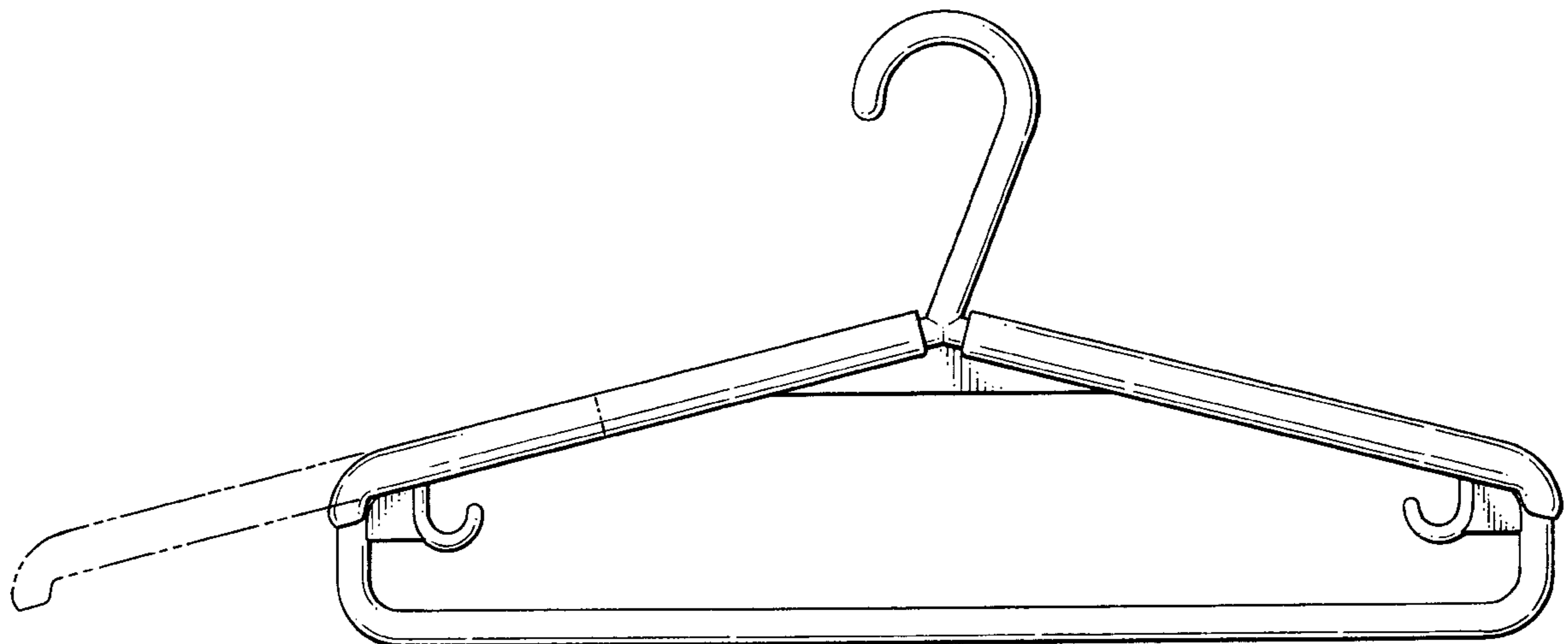
FIG. 2 is a top plan view of the adjustable garment hanger shown in FIG. 1;

FIG. 3 is a first side elevational view of the adjustable garment hanger shown in FIG. 1;

FIG. 4 is the second side elevational view of the adjustable garment hanger shown in FIG. 1; and,

FIG. 5 is a bottom plan view of the adjustable garment hanger shown in FIG. 1.

1 Claim, 2 Drawing Sheets



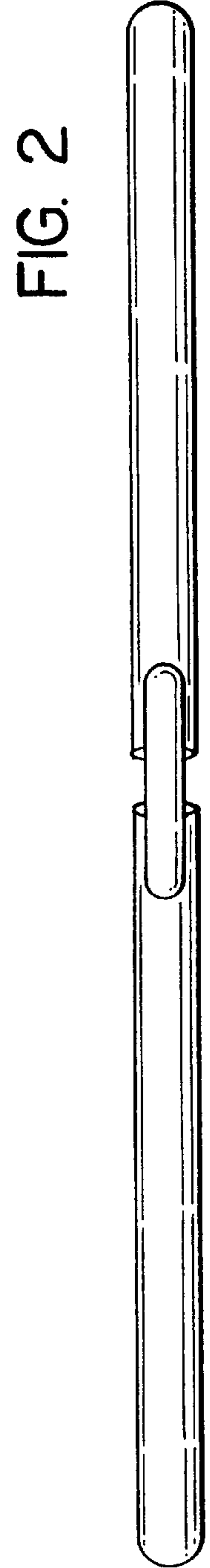
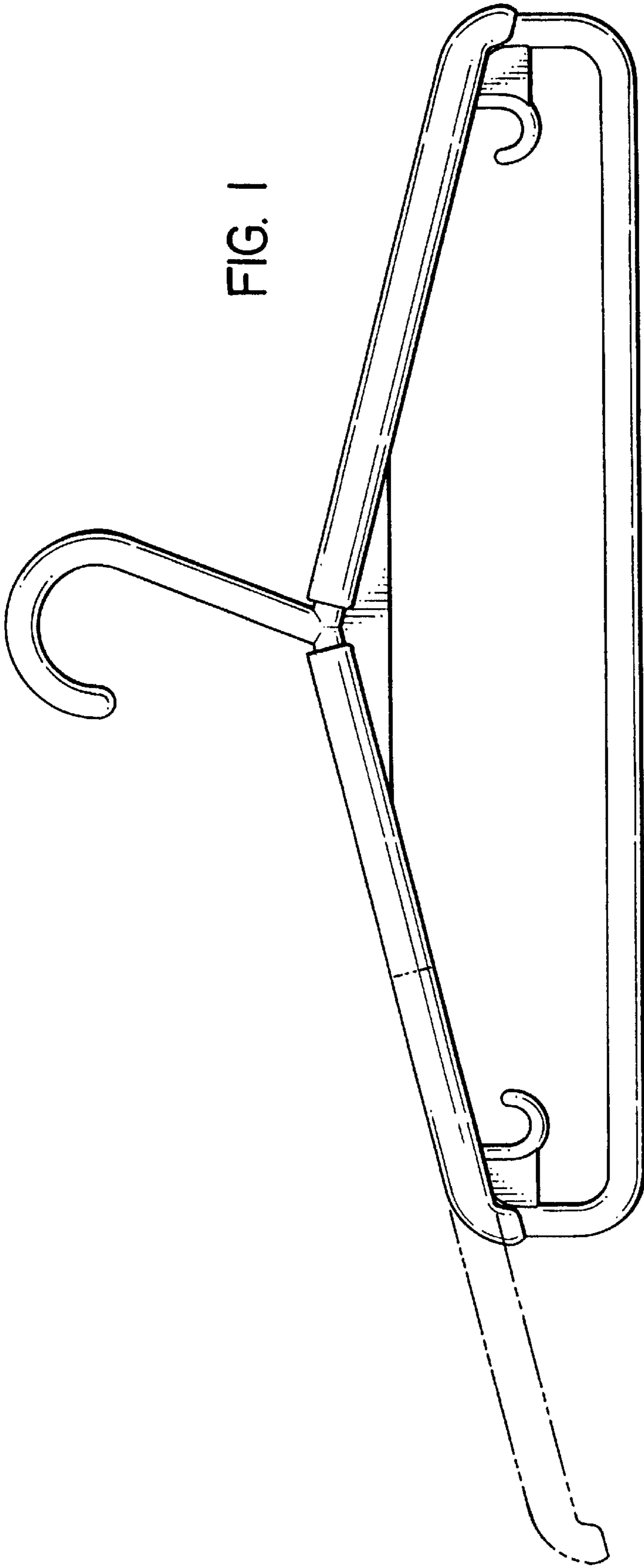


FIG. 3



FIG. 4



FIG. 5

