



US00D411356S

United States Patent [19] Roper

[11] Patent Number: Des. 411,356

[45] Date of Patent: ** Jun. 22, 1999

[54] BELL BOOT

[75] Inventor: William L. Roper, Riviera Beach, Fla.

[73] Assignee: Magnatherapy, Inc., Fla.

[**] Term: 14 Years

[21] Appl. No.: 29/086,157

[22] Filed: Apr. 7, 1998

[51] LOC (6) Cl. 30-01

[52] U.S. Cl. D30/146; D24/190

[58] Field of Search D30/146-149,
D30/150; D24/190-192; 128/882; 602/5,
6, 23, 26, 27; 168/1, 2, 3, 4, 12, 17, 18;
119/851, 850; 54/82

[56] **References Cited**

U.S. PATENT DOCUMENTS

211,897	2/1879	Fenton	54/82
D. 290,415	6/1987	Hoyt, Jr.	D30/148
317,525	5/1885	Fennell	54/82
D. 365,894	1/1996	Davis	D30/146

961,309	6/1910	McCormack	54/82
4,548,026	10/1985	Shinder	54/82
5,600,940	2/1997	Rice	54/82

Primary Examiner—Louis S. Zarfes

Assistant Examiner—G. Andoll

Attorney, Agent, or Firm—McHale & Slavin, PA

[57] **CLAIM**

The ornamental design for a bell boot, as shown and described.

DESCRIPTION

FIG. 1 is a top plan view of a bell boot showing my new design;

FIG. 2 is a bottom plan view thereof;

FIG. 3 is a front elevation view thereof;

FIG. 4 is a rear elevation view thereof;

FIG. 5 is a first side elevation view thereof; and,

FIG. 6 is a second side elevation view thereof.

The partial rendering of surfaces in the Figures is for ease of illustration. It is understood that the rendering continues throughout the surfaces on which it is only partially shown.

1 Claim, 3 Drawing Sheets

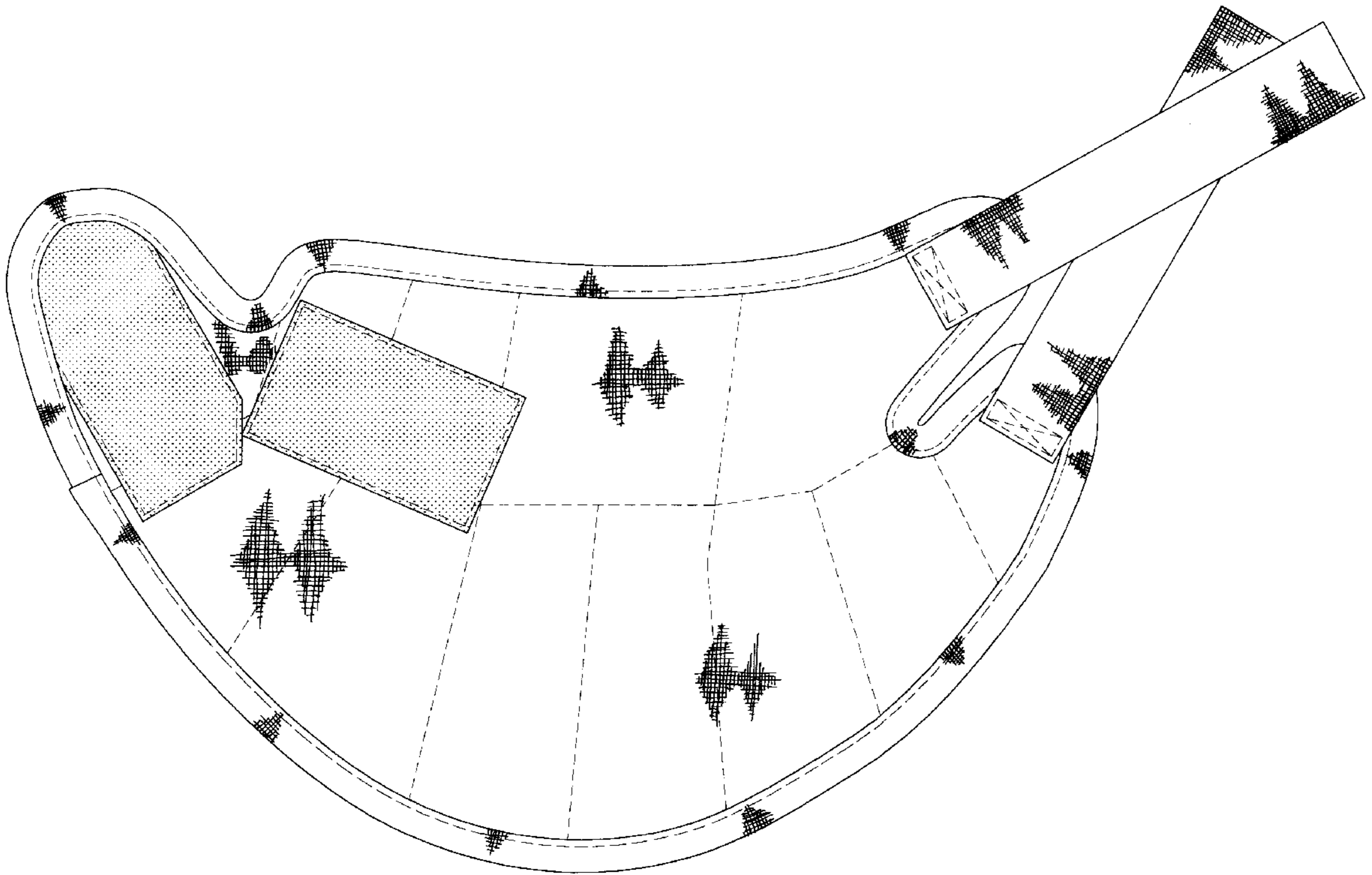


FIG. 1

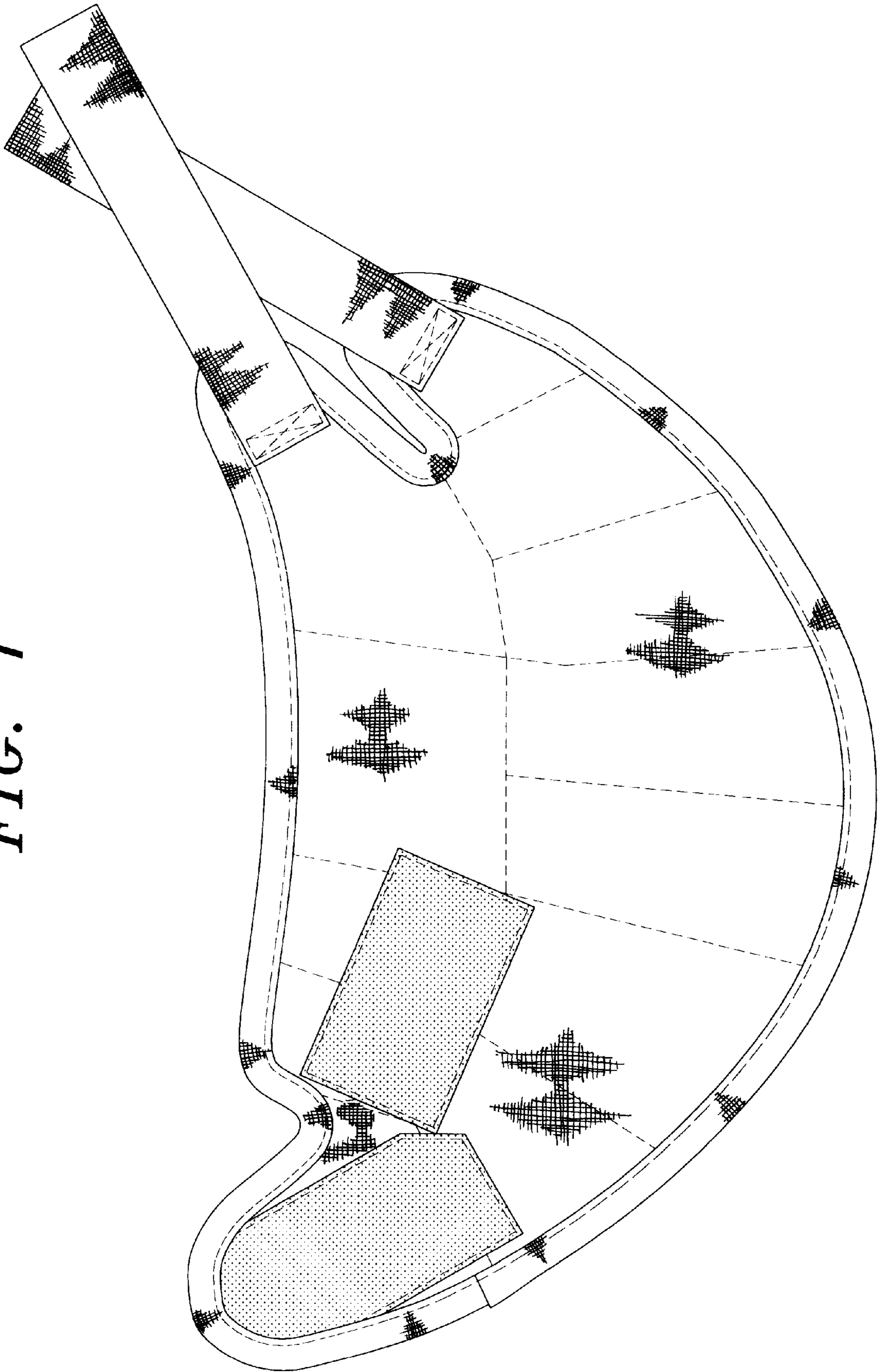


FIG. 2

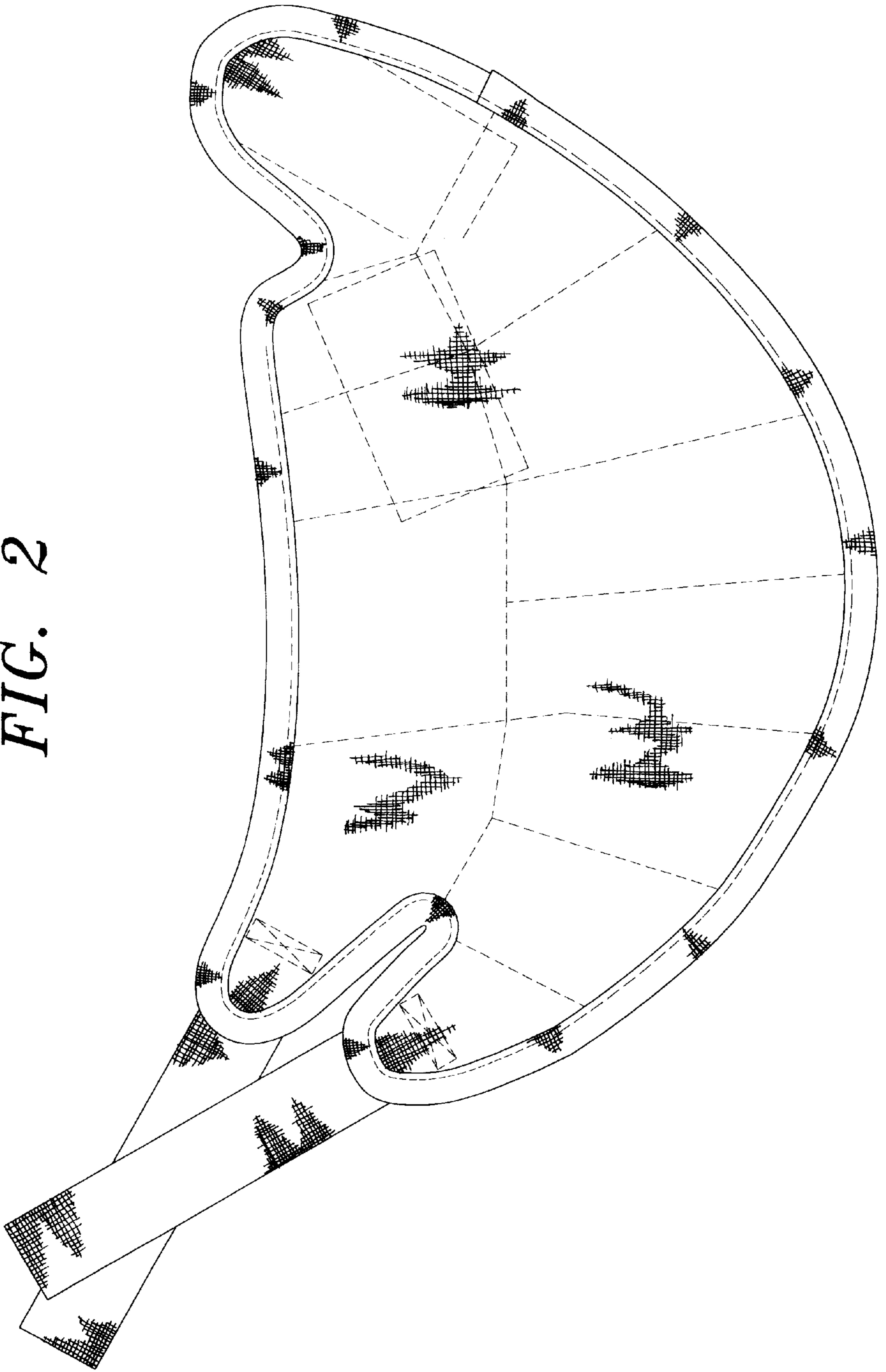


FIG. 3

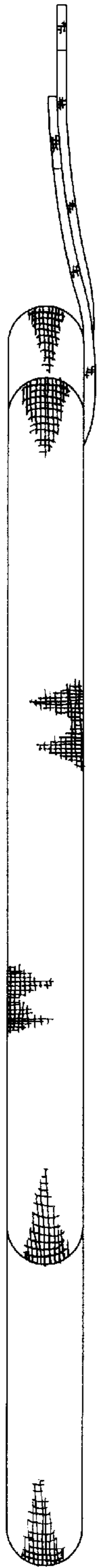


FIG. 4

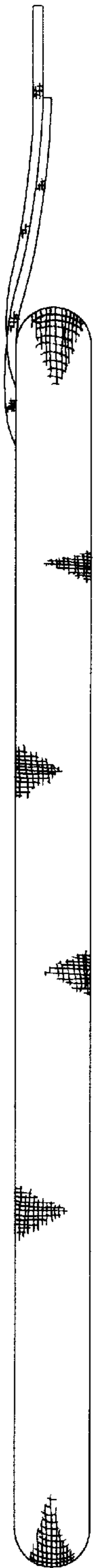


FIG. 5

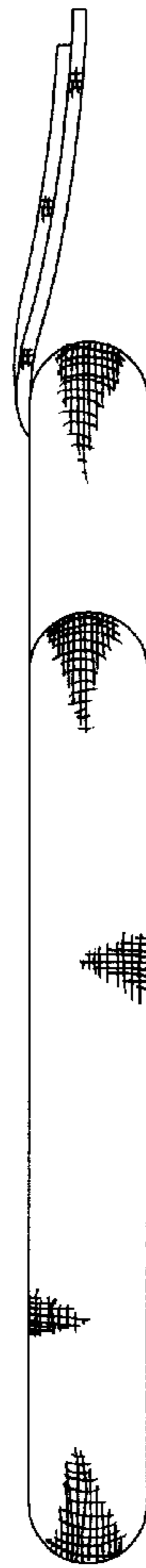


FIG. 6

