



US00D411344S

United States Patent [19] Ovalle

[11] **Patent Number: Des. 411,344**

[45] **Date of Patent: ** Jun. 22, 1999**

[54] **THREAD SPOOL HOLDER**

997,898 7/1911 Brunelle 223/106

[76] Inventor: **Bertha M. Ovalle**, 325 Pittman,
Richardson, Tex. 75081

Primary Examiner—Louis S. Zarfes
Assistant Examiner—Catherine R. Oliver

[**] Term: **14 Years**

[57] **CLAIM**

The ornamental design for a thread spool holder, as shown.

[21] Appl. No.: **29/083,603**

DESCRIPTION

[22] Filed: **Feb. 12, 1998**

[51] **LOC (6) Cl.** **02-07**

[52] **U.S. Cl.** **D3/24**

[58] **Field of Search** D3/18, 20, 28,
D3/23, 24, 26; 66/116, 117, 118; 223/102,
106, 107, 109 R; 211/163

FIG. 1 is a front elevational view of the thread spool holder of the present invention;

FIG. 2 is a rear elevational view of the thread spool holder of FIG. 1;

FIG. 3 is a left side elevational view of the thread spool holder of FIG. 1;

FIG. 4 is a right side elevational view of the thread spool holder of FIG. 1;

FIG. 5 is a top plan view of the thread spool holder of FIG. 1; and,

FIG. 6 is a bottom plan view of the thread spool holder of FIG. 1.

[56] **References Cited**

U.S. PATENT DOCUMENTS

D. 29,436	10/1898	King	D3/24
D. 182,300	3/1958	Muccitelli	D3/24
D. 239,070	3/1976	Gray	D3/24
D. 266,799	11/1982	Mace	D3/23

1 Claim, 3 Drawing Sheets

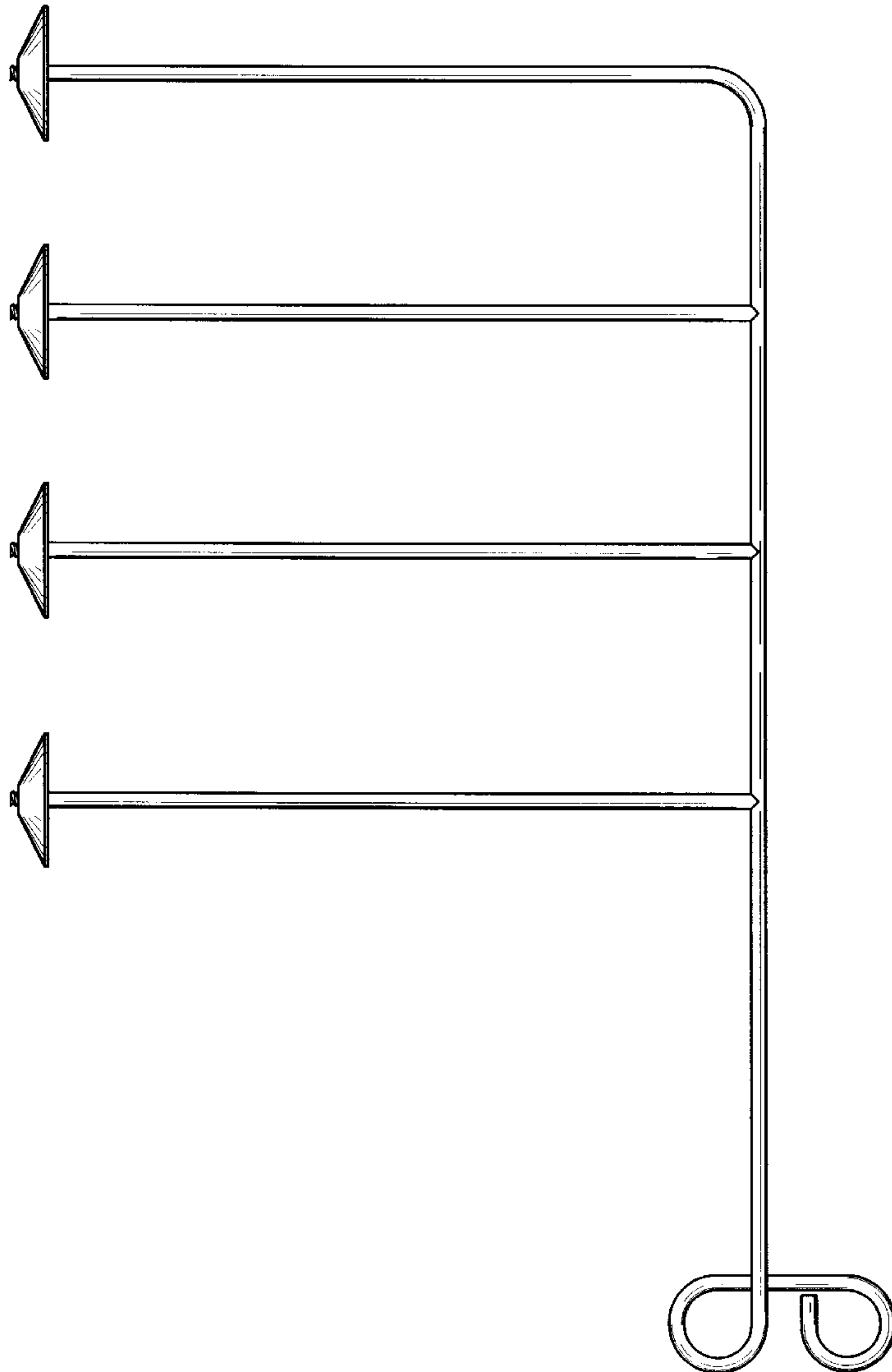


FIG. 1

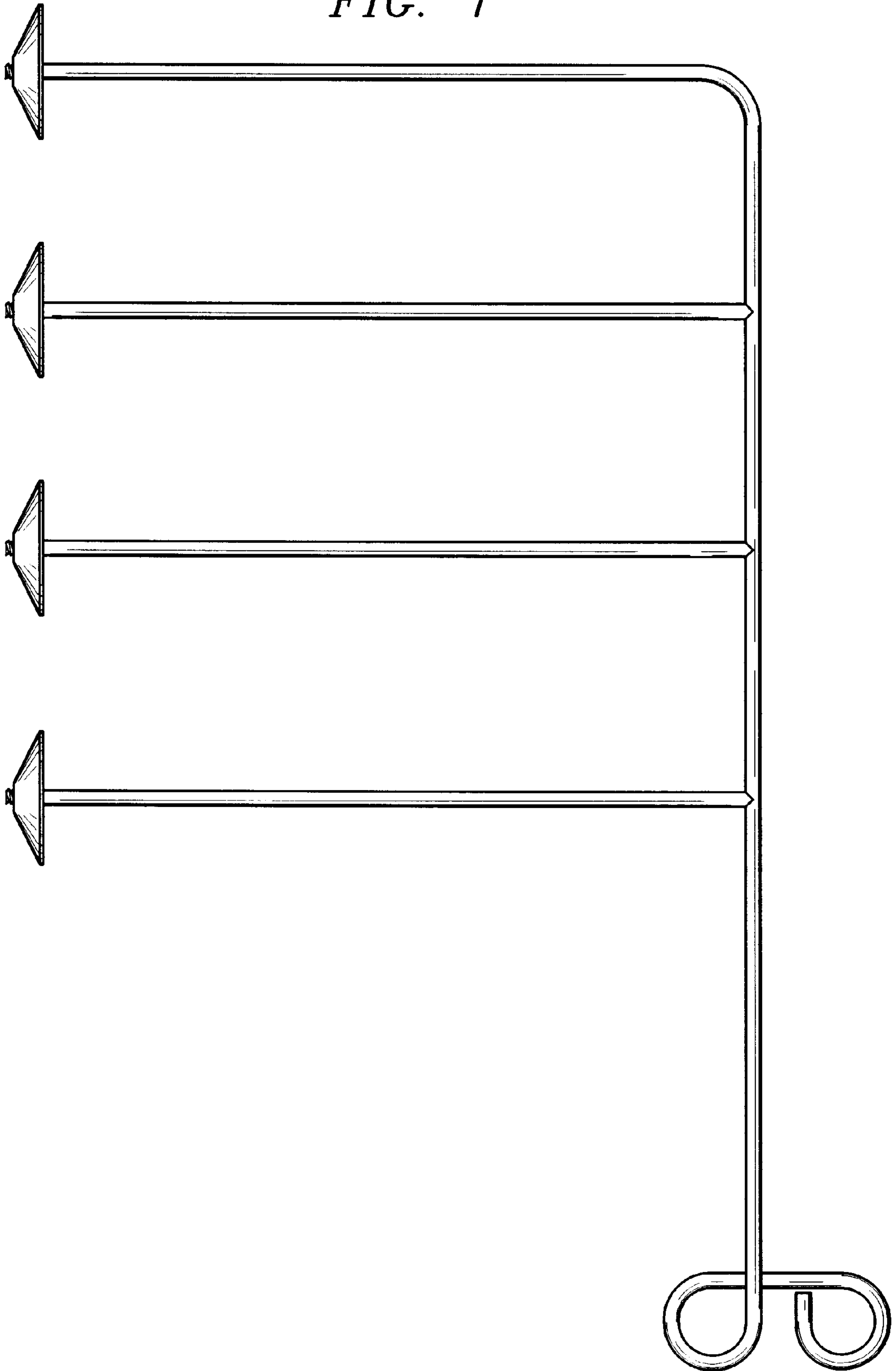


FIG. 2

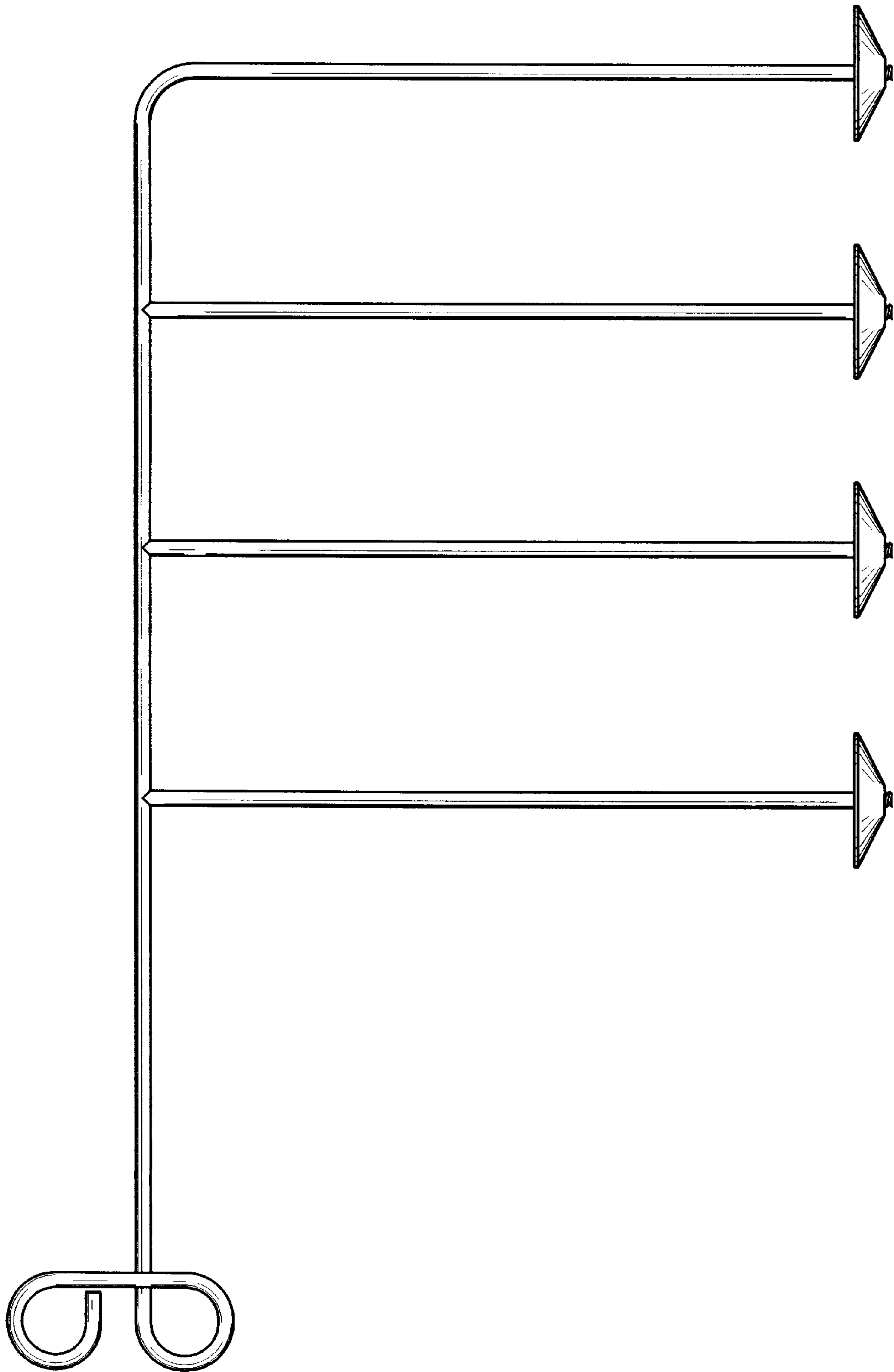


FIG. 3

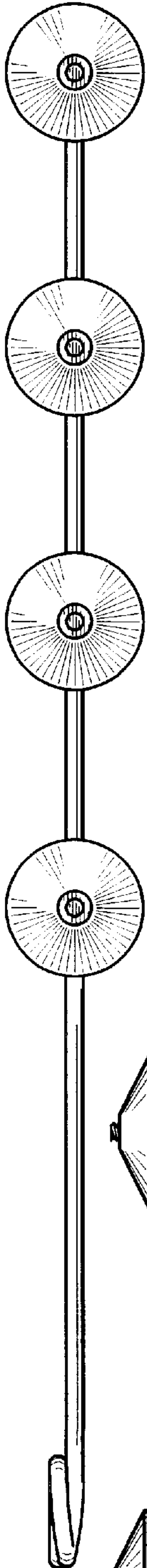


FIG. 4

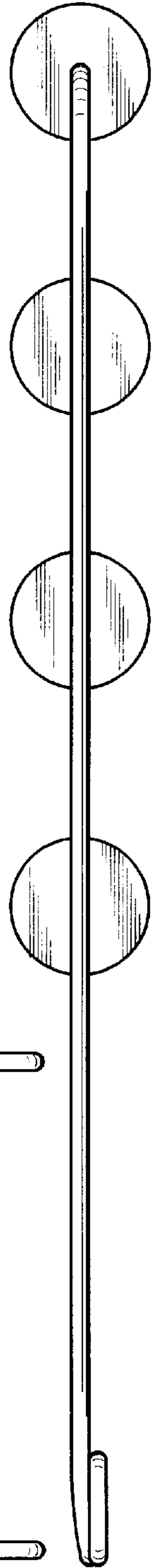


FIG. 5

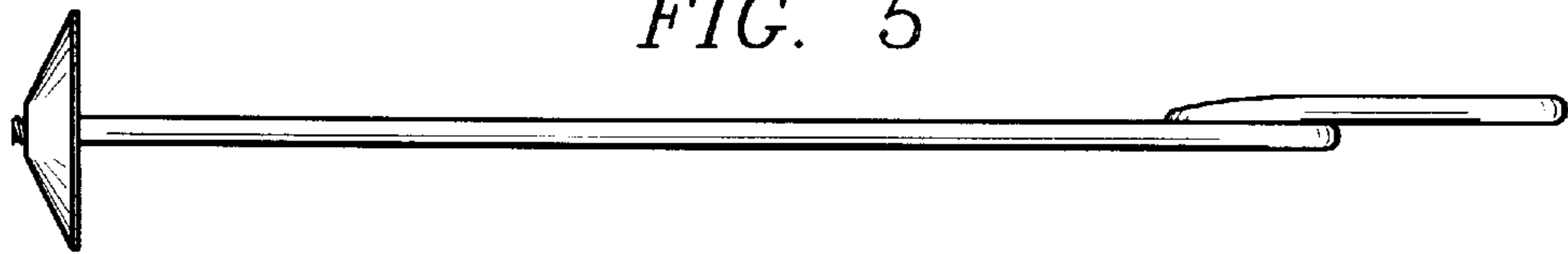


FIG. 6

