



US00D411343S

United States Patent [19]

Brightbill et al.

[11] Patent Number: Des. 411,343

[45] Date of Patent: ** Jun. 22, 1999

[54] CANE HANDLE

[75] Inventors: **Keith E. Brightbill; David M. Dobersztyn**, both of Stephens City, Va.; **Michael A. Lorenz, Jr.**, Gahanna; **James D. Orr**, Columbus, both of Ohio

[73] Assignee: **Rubbermaid Incorporated**, Wooster, Ohio

[**] Term: **14 Years**

[21] Appl. No.: **29/084,241**

[22] Filed: **Feb. 27, 1998**

[51] LOC (6) Cl. **03-03**

[52] U.S. Cl. **D3/16**

[58] Field of Search D3/7, 5, 6, 12, D3/16, 13; 135/65, 66, 72, 76; D8/300-305

[56] References Cited

U.S. PATENT DOCUMENTS

D. 207,764	5/1967	Luzo	D3/7
D. 231,043	3/1974	Barnett	D3/12
D. 290,784	7/1987	Moshiri	D3/7
D. 293,388	12/1987	Susan	D3/12
D. 295,694	5/1988	Mace	D3/16
3,947,140	3/1976	Thomas	.	
4,044,784	8/1977	Smith	135/67
5,390,687	2/1995	Tsai	135/65

OTHER PUBLICATIONS

J.F. Fradley & Co. Catalog, New York, Canes 1889.
 J.F. Fraley & Co. Catalog, New York, Canes 1889.
 P. 26, Cane handles; Lumex, Division of Lumex, Inc., 100 Spence Street, Bay Shore, New York 11706-2290. Published at least as early as Nov., 1997.
 Pp. 5 and 7, Cane handles; The Kendall-Futuro Company, 5801 Mariemont Avenue, Cincinnati, Ohio 45227. Publication date Jan. 1988.

Pp. 7 and 8, Cane handles; Invacare Corporation, 899 Cleveland Street, Elyria, Ohio 44036. Published at least as early as Nov., 1997.

Pp. 3 and 4, Cane handles; Valentine International Limited, 2061 N.W. Boca Raton Blvd. No. 104, Boca Raton, Florida 33431. Published at least as early as Nov., 1997.

P. 7, Cane handles; Guardian, a division of Sunrise Medical HHG Inc., 4175 Guardian Street, Simi Valley, California 93062. Published at least as early as Nov., 1997.

Pp. 7 and 11, Cane handles; Tubular Fabricators Industries, Inc., 600 West Wythe Street, Petersburg, Virginia 23803. Published at least as early as Nov., 1997.

Pp. 20, 21, 22 and 23, Cane handles; Rubbermaid Commercial Products Inc., 3124 Valley Avenue, Winchester, Virginia 22601. Publication date 1997.

Primary Examiner—Louis S. Zarfaz
Assistant Examiner—Catherine R. Oliver
Attorney, Agent, or Firm—Richard B. O'Planick

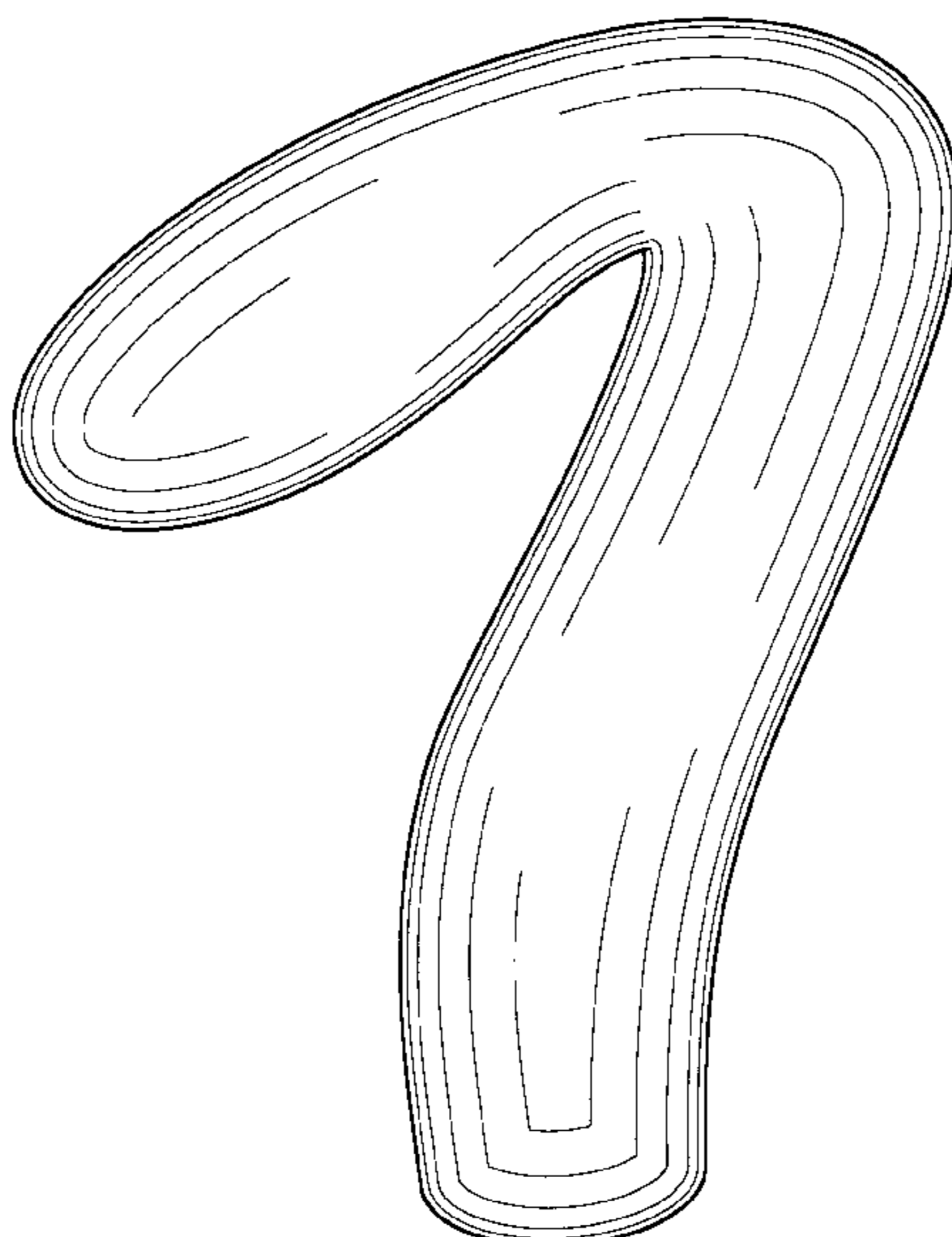
[57] CLAIM

The ornamental design for a cane handle, as shown and described.

DESCRIPTION

FIG. 1 is a top right front perspective view of a cane handle showing our new design;
 FIG. 2 is a front elevational view thereof;
 FIG. 3 is a left side elevational view thereof; the right side elevational view being a mirror image;
 FIG. 4 is a rear elevational view thereof;
 FIG. 5 is a top plan view thereof;
 FIG. 6 is a bottom plan view thereof; and,
 FIG. 7 is a top right front perspective view, shown in reduced scale, and showing, in phantom, how the cane handle would appear on a cane.
 The broken line showing is for illustrative purposes only and forms no part of the claimed design.

1 Claim, 7 Drawing Sheets



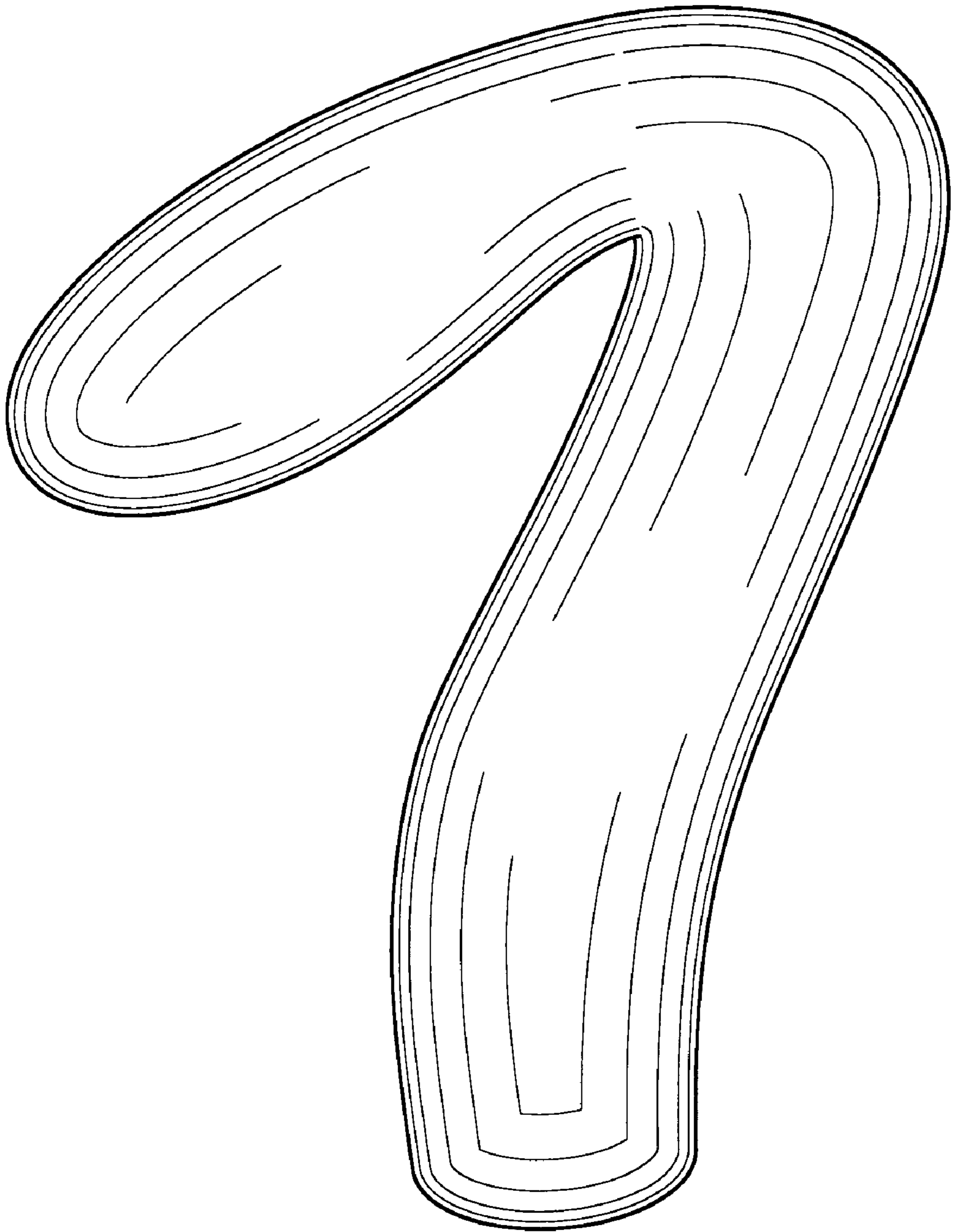


FIG. 1

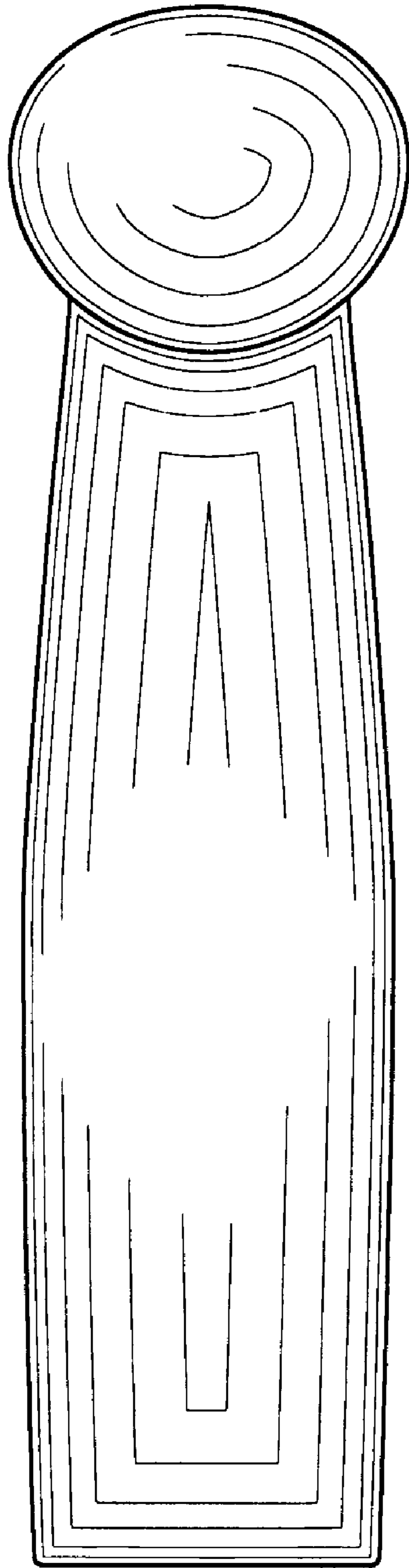


FIG. 2

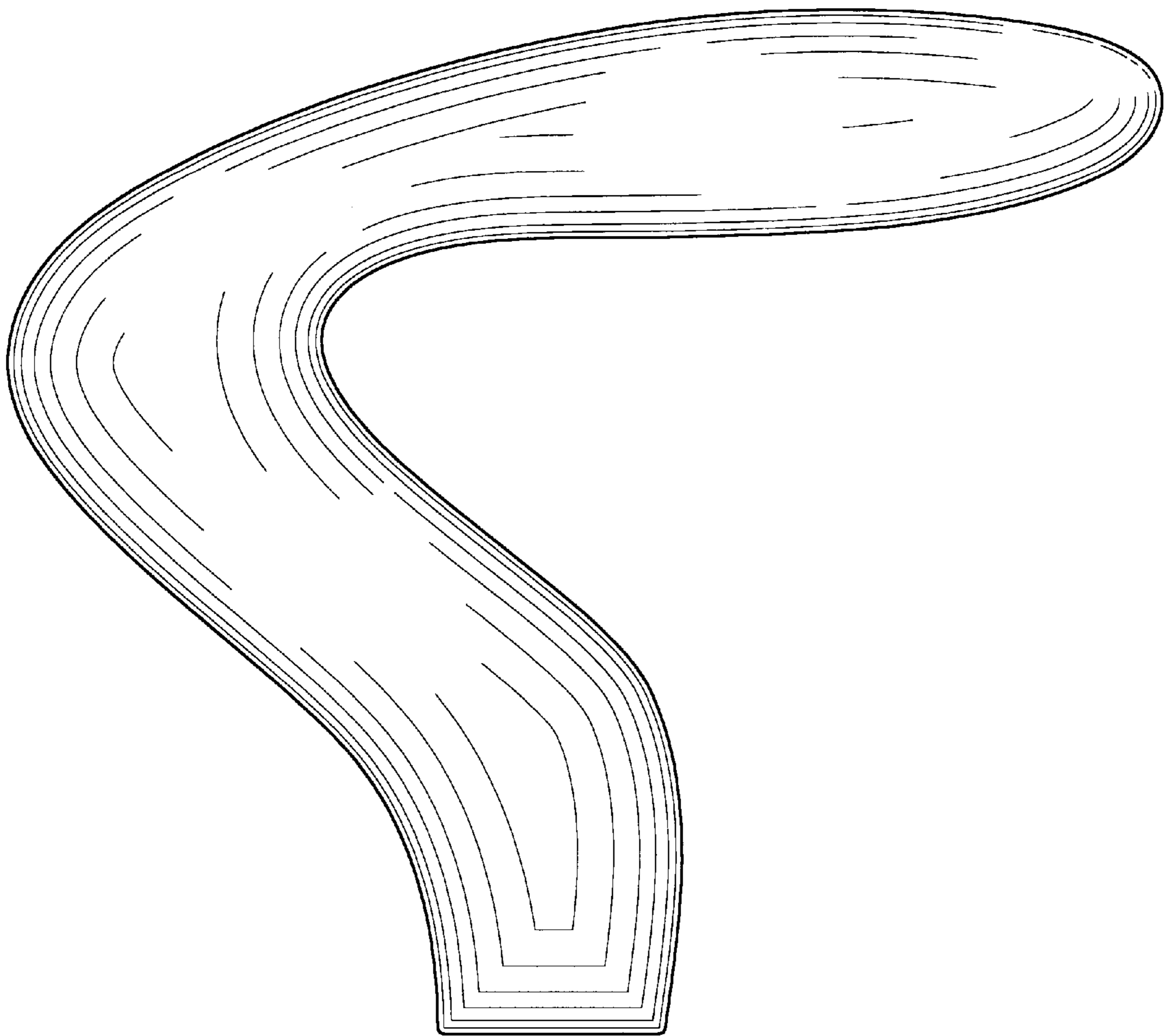


FIG. 3

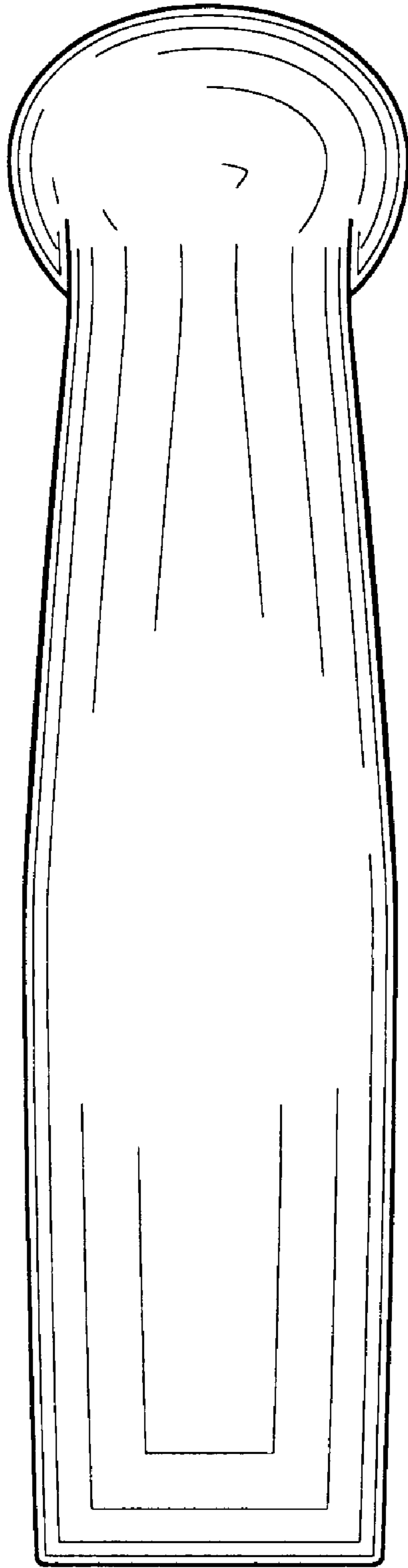


FIG. 4

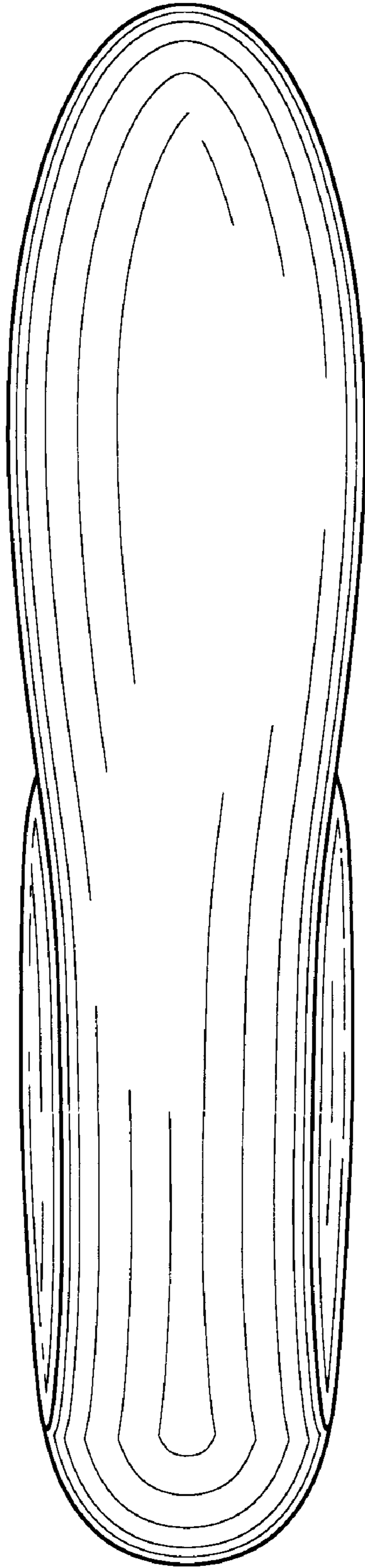


FIG. 5

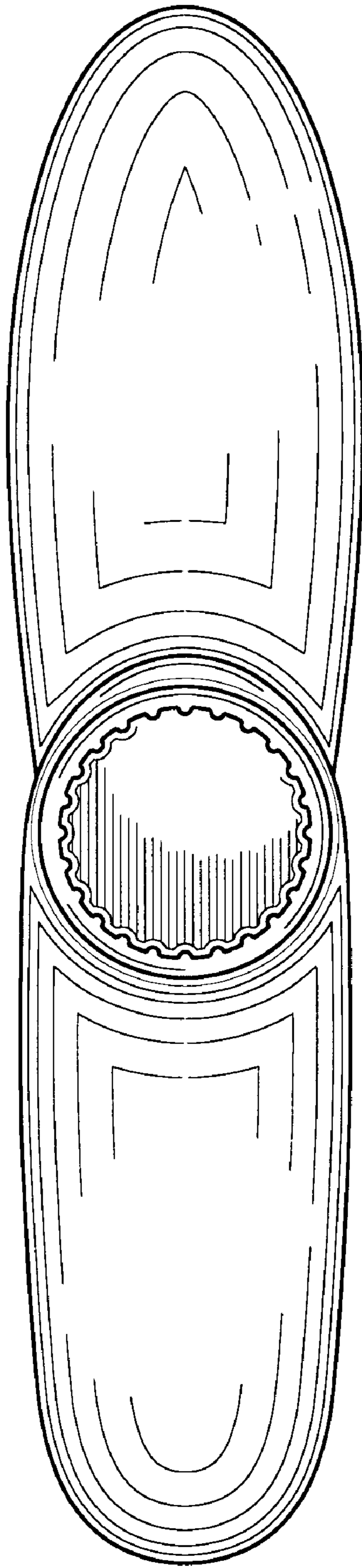


FIG. 6

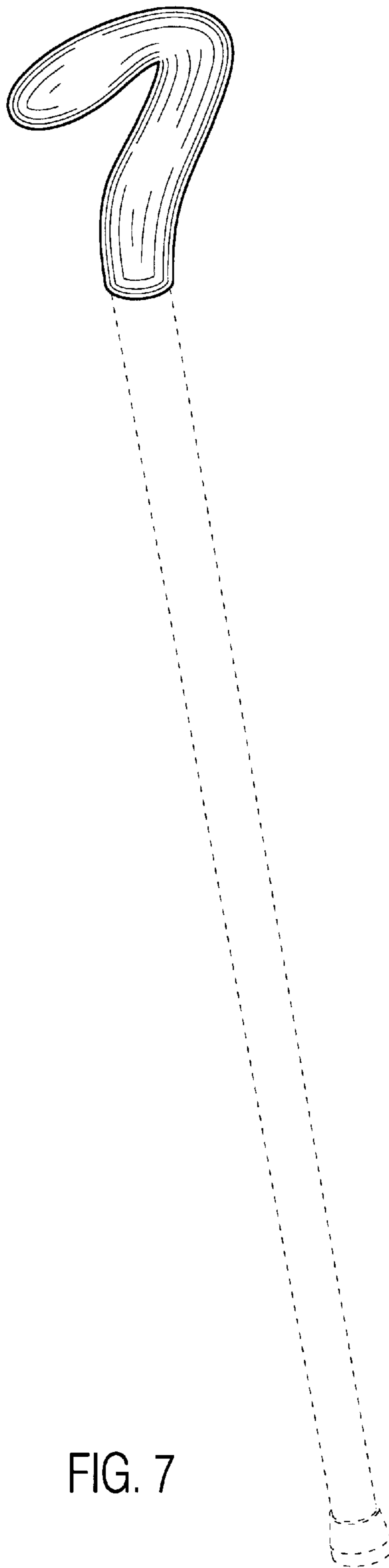


FIG. 7