



US00D411340S

# United States Patent [19]

Strasser

[11] **Patent Number: Des. 411,340**

[45] **Date of Patent: \*\* Jun. 22, 1999**

[54] **WATCH-BRACELET**

[76] Inventor: **Florian Strasser**, Breitenstrasse 5, 2554  
Meinisberg, Switzerland

[\*\*] Term: **14 Years**

[21] Appl. No.: **29/092,304**

[22] Filed: **Aug. 17, 1998**

[51] **LOC (6) Cl.** ..... **11-01**

[52] **U.S. Cl.** ..... **D3/3**

[58] **Field of Search** ..... D11/1-6, 12-25;  
63/1.1-3, 21; D10/32; 368/281, 282, 276;  
224/152, 164

[56] **References Cited**

**U.S. PATENT DOCUMENTS**

- D. 240,650 7/1976 Cowan ..... D11/25
- D. 241,061 8/1976 Cowan ..... D11/25
- D. 249,251 9/1978 Cowan ..... D11/19

- D. 260,977 9/1981 Rimmler ..... D11/25
- D. 326,624 6/1992 Cowan ..... D11/19
- D. 335,638 5/1993 Butler ..... D11/3
- 1,712,564 5/1929 Jones ..... D11/12

*Primary Examiner*—Ralf Seifert

[57] **CLAIM**

The ornamental design for a watch-bracelet, as shown.

**DESCRIPTION**

FIG. 1 is a perspective view of a watch-bracelet showing my new design.

FIG. 2 is a front elevational view thereof

FIG. 3 is a rear elevational view thereof;


FIG. 4 is a left side elevational view thereof

FIG. 5 is a right side elevational view thereof;

FIG. 6 is a top plan view thereof; and,

FIG. 7 is a bottom plan view thereof.

**1 Claim, 1 Drawing Sheet**



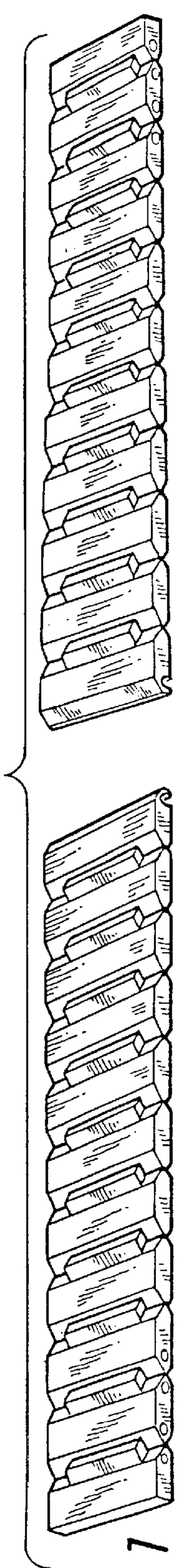


FIG. 1

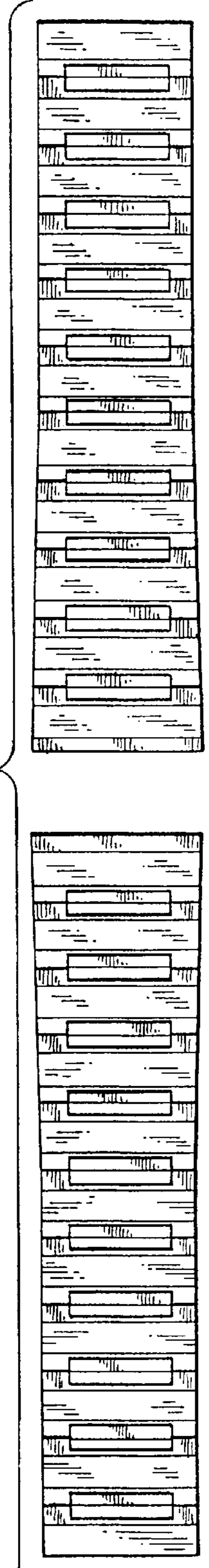


FIG. 2

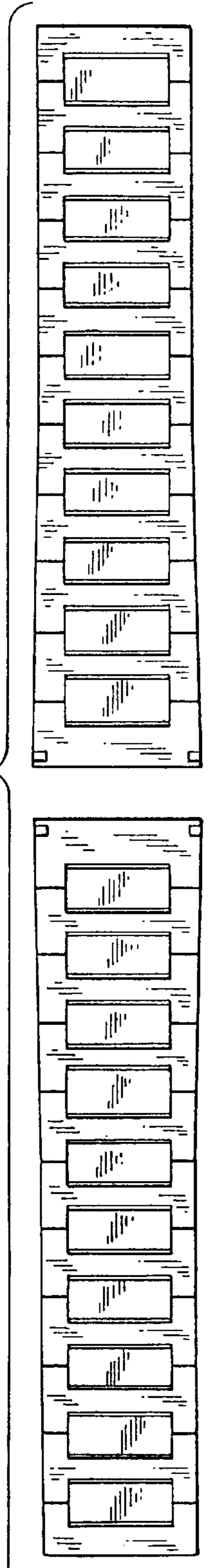


FIG. 3

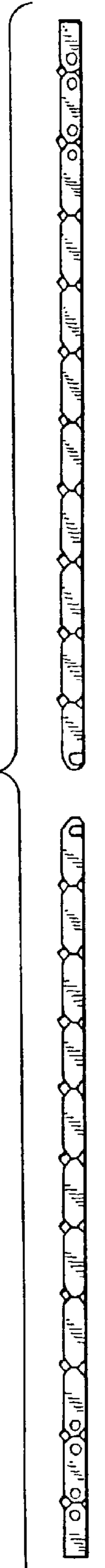


FIG. 4



FIG. 5

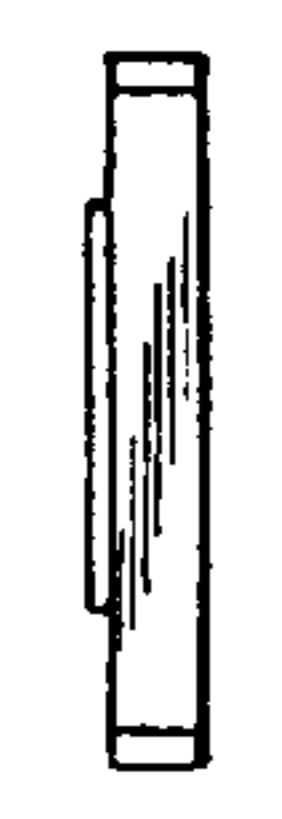


FIG. 7



FIG. 6