



US00D411335S

United States Patent [19]
Hester

[11] **Patent Number: Des. 411,335**
[45] **Date of Patent: ** Jun. 22, 1999**

[54] **DENTAL FLOSS DISPENSER**

[76] Inventor: **Lisa Hester**, HQ 5th Signal CMD,
CMR 421, P.O. Box 214, APO AE,
09056-5000

[**] Term: **14 Years**

[21] Appl. No.: **29/084,891**

[22] Filed: **Mar. 12, 1998**

[51] **LOC (6) Cl.** **28-03**

[52] **U.S. Cl.** **D28/67**

[58] **Field of Search** D28/65-68; D9/307,
D9/419; D3/270, 271; D18/16, 17; D19/97;
D21/713; D11/48, 133, 157; 132/321-329;
206/63.5, 409, 457, 522

[56] **References Cited**

U.S. PATENT DOCUMENTS

D. 123,218	10/1940	Stavenhagen	D27/188
D. 266,279	9/1982	Strother	D28/66
D. 359,327	6/1995	Gould	D21/713
D. 367,546	2/1996	Dunn	D28/67
D. 387,493	12/1997	Hester	D28/67

D. 388,548	12/1997	Hester	D28/67
D. 392,913	3/1998	Edwards	D11/133
2,664,194	12/1953	Sharp	225/44
3,062,372	11/1962	Egler et al.	206/63.3

Primary Examiner—Ted Shooman
Assistant Examiner—C Tuttle
Attorney, Agent, or Firm—Holland & Hart LLP

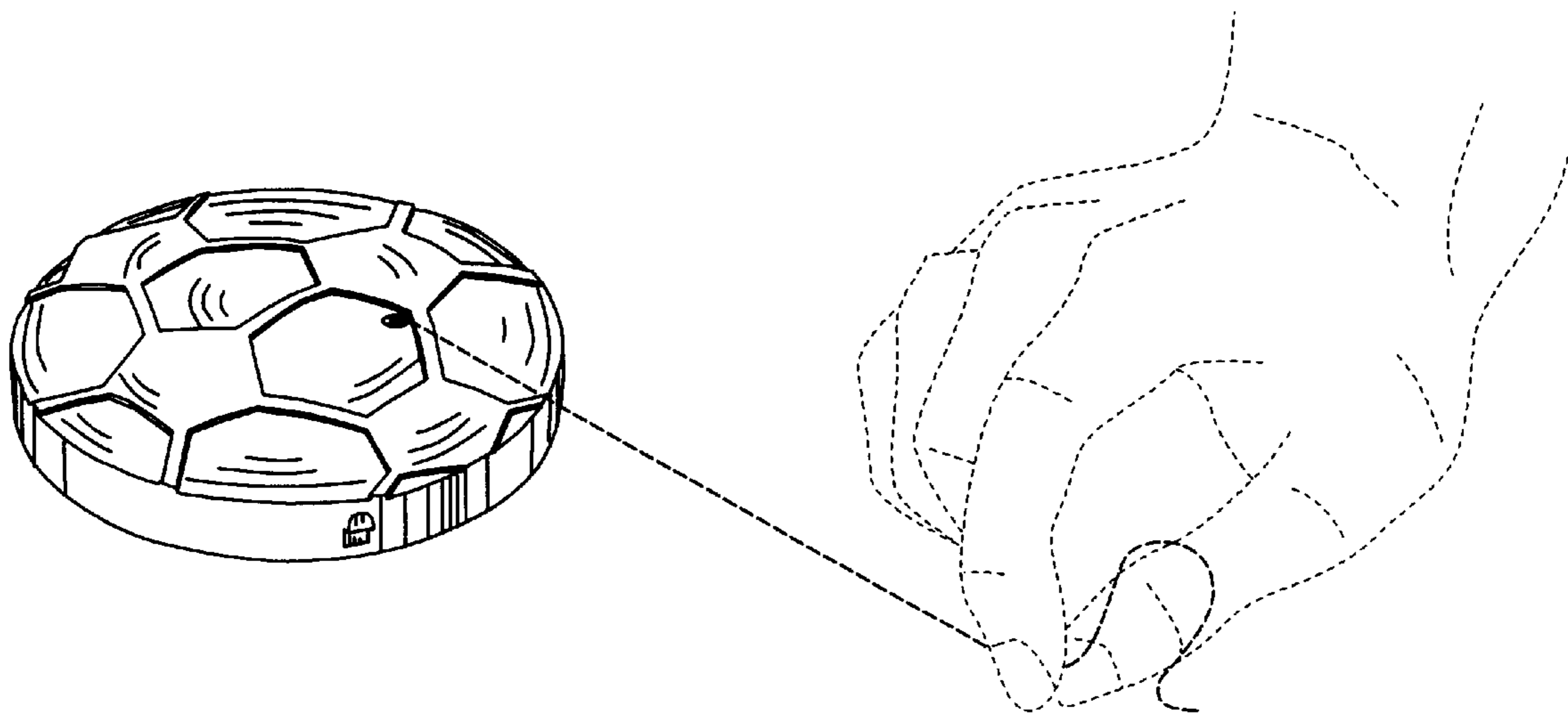
[57] **CLAIM**

The ornamental design for a dental floss dispenser, as shown and described.

DESCRIPTION

FIG. 1 is a front perspective view of a dental floss dispenser showing my new design in full lines with the broken lines showing the floss and human hand being for illustrative purposes only and forming no part of the claimed design; FIG. 2 is a top plan view thereof; FIG. 3 is a front elevational view thereof; FIG. 4 is a left side elevational view thereof, with the right side elevational view being a mere image; and, FIG. 5 is a back elevational view thereof.

1 Claim, 1 Drawing Sheet



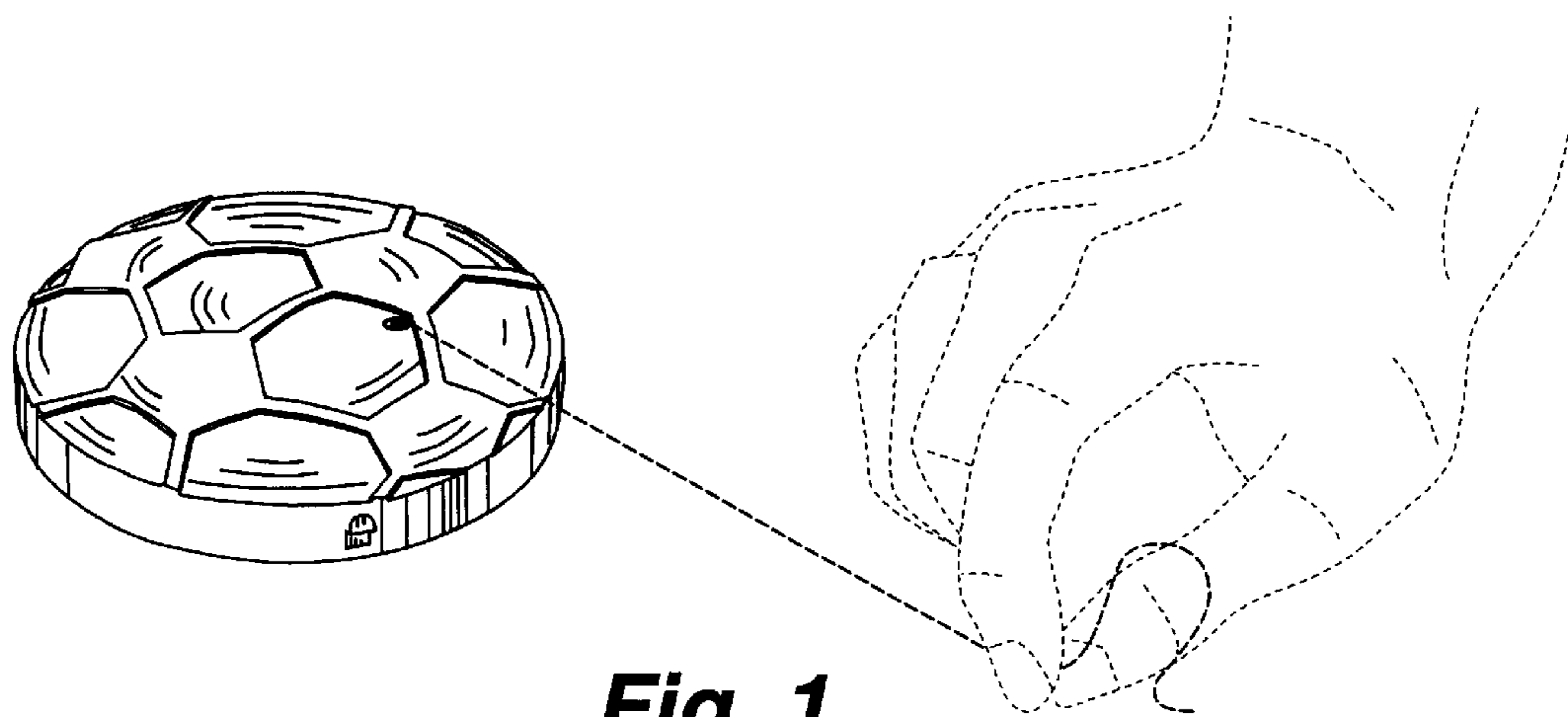


Fig. 1



Fig. 2



Fig. 3



Fig. 4

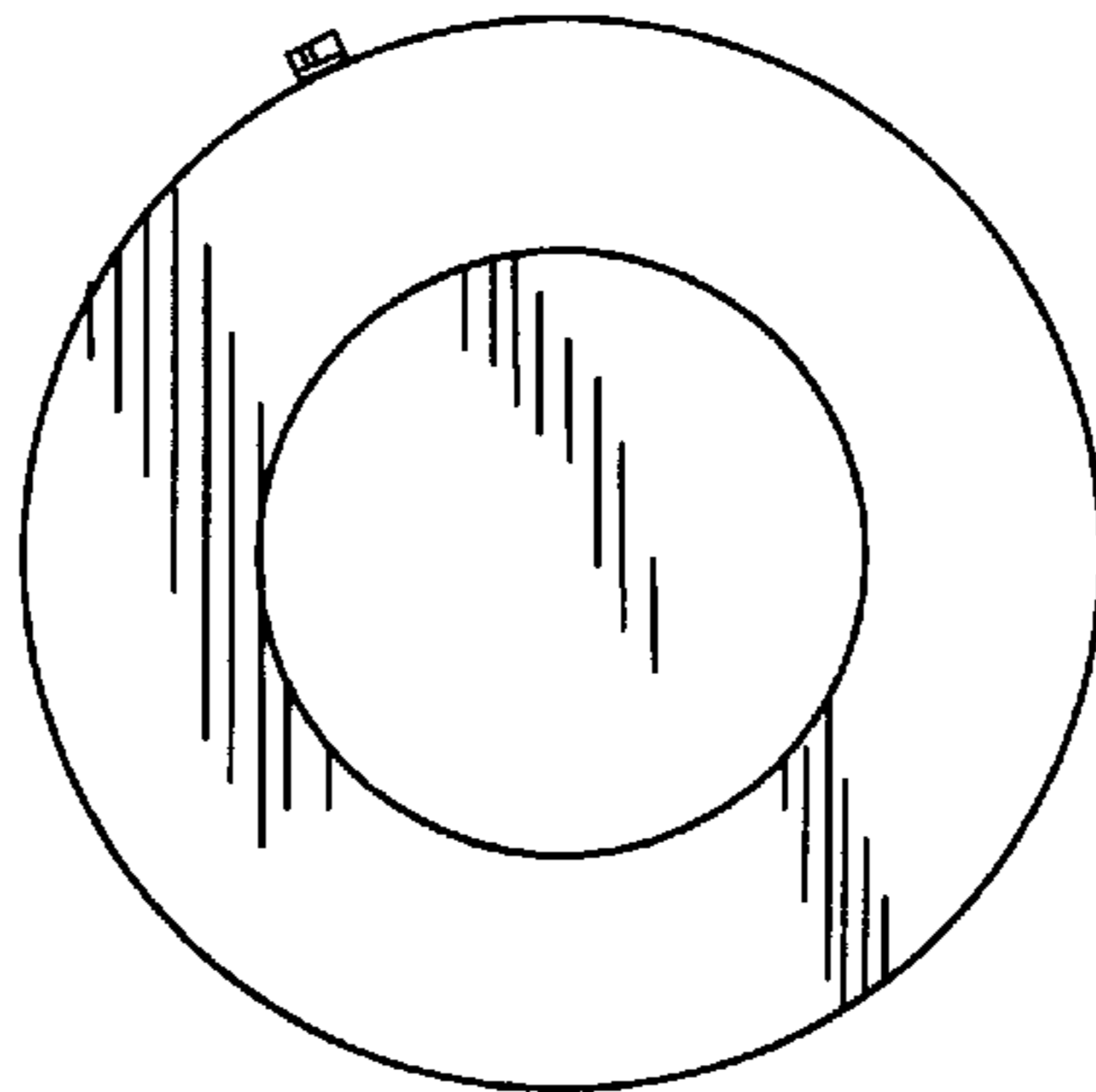


Fig. 5