



US00D411314S

**United States Patent** [19]  
**Reed**

[11] **Patent Number: Des. 411,314**  
[45] **Date of Patent: \*\* Jun. 22, 1999**

[54] **POOL BLOCK**  
[76] Inventor: **Anthony H. Reed**, 403 Old Pryor Cove Rd., Jasper, Tenn. 37347  
[\*\*] Term: **14 Years**  
[21] Appl. No.: **29/082,747**  
[22] Filed: **Jan. 29, 1998**  
[51] **LOC (6) Cl. .... 25-01**  
[52] **U.S. Cl. .... D25/113**  
[58] **Field of Search .... D25/105, 106, D25/109-115, 118, 138, 152; 404/33-42; 405/284-6; D21/484, 486, 499-502, 504; 52/596, 604-605, 608-610; D28/8.1**

3,104,834 9/1963 Lipscomb ..... D25/106  
3,129,895 4/1964 Franck ..... D25/106  
5,702,208 12/1997 Hilfiker et al. .... 404/40

*Primary Examiner*—Louis S. Zarfaz  
*Assistant Examiner*—Robert Delehanty  
*Attorney, Agent, or Firm*—Alan Ruderman; Miller & Martin LLP

[57] **CLAIM**

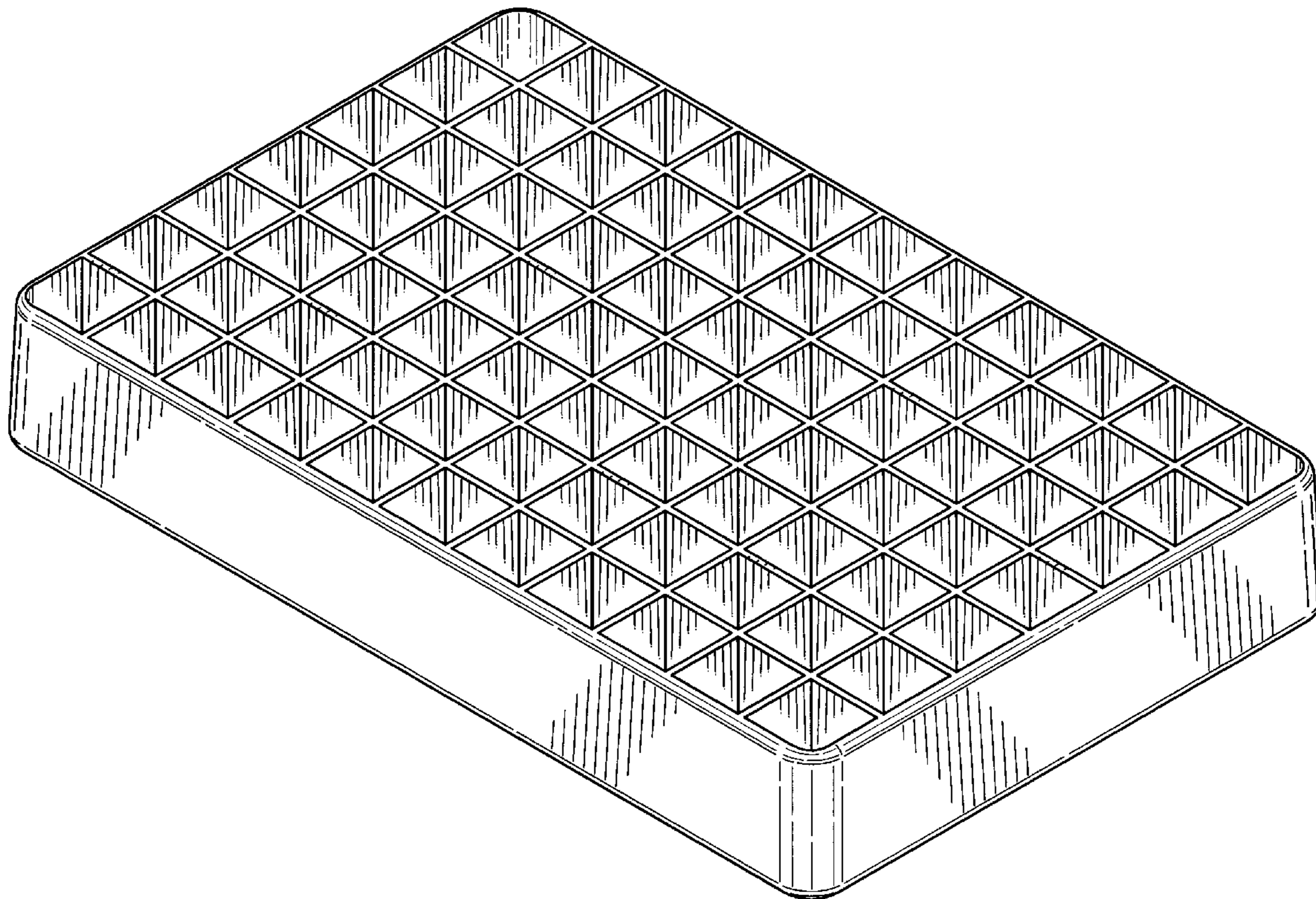
The ornamental design for a pool block, as shown and described.

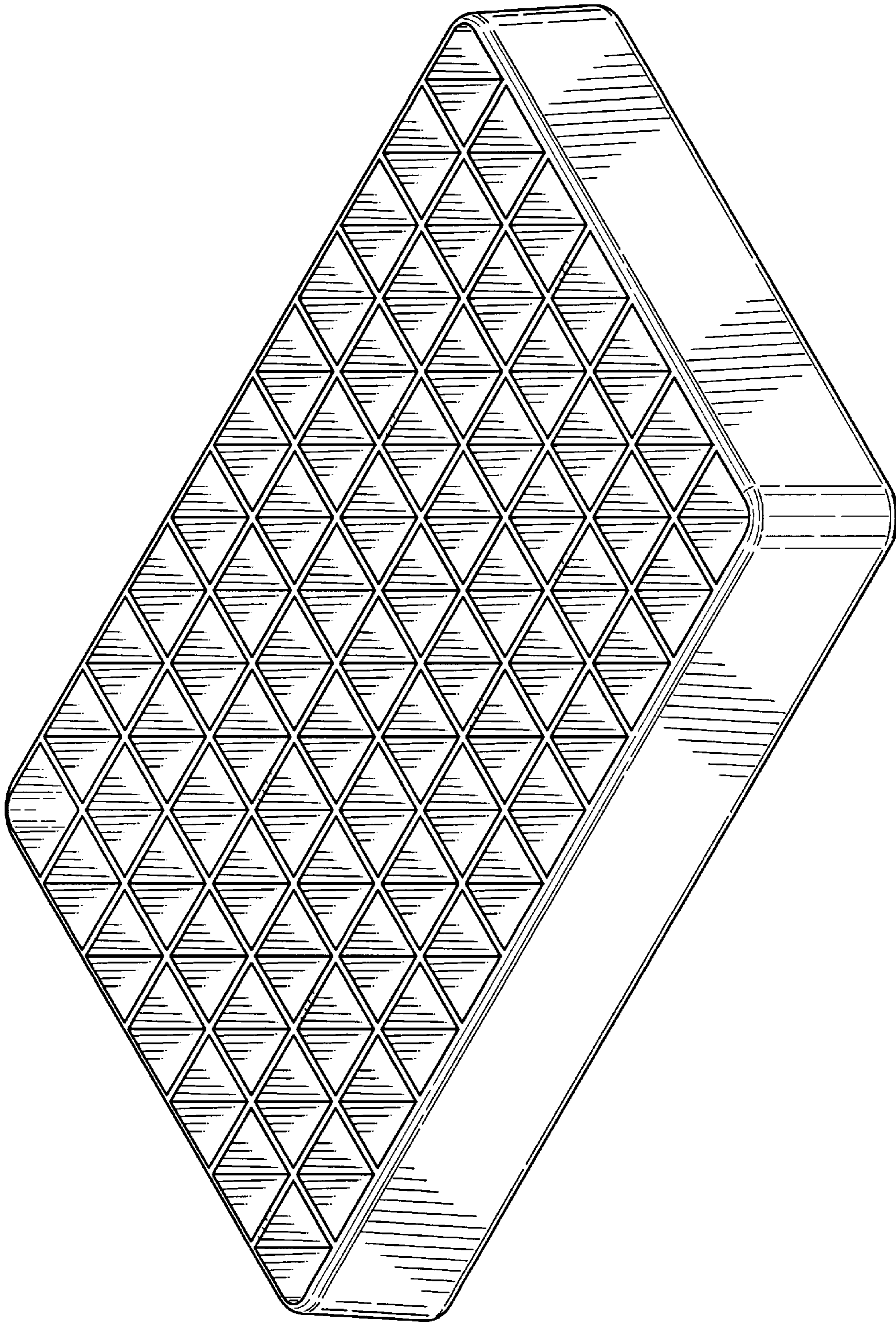
**DESCRIPTION**

FIG. 1 is a front perspective view of a pool block embodying my new design;  
FIG. 2 is a top plan view thereof;  
FIG. 3 is a cross sectional view taken along line 3—3 of FIG. 2;  
FIG. 4 is an end elevational view thereof, the other end being a mirror image;  
FIG. 5 is a side elevational view thereof, the other side being a mirror image; and,  
FIG. 6 is a bottom plan view thereof.

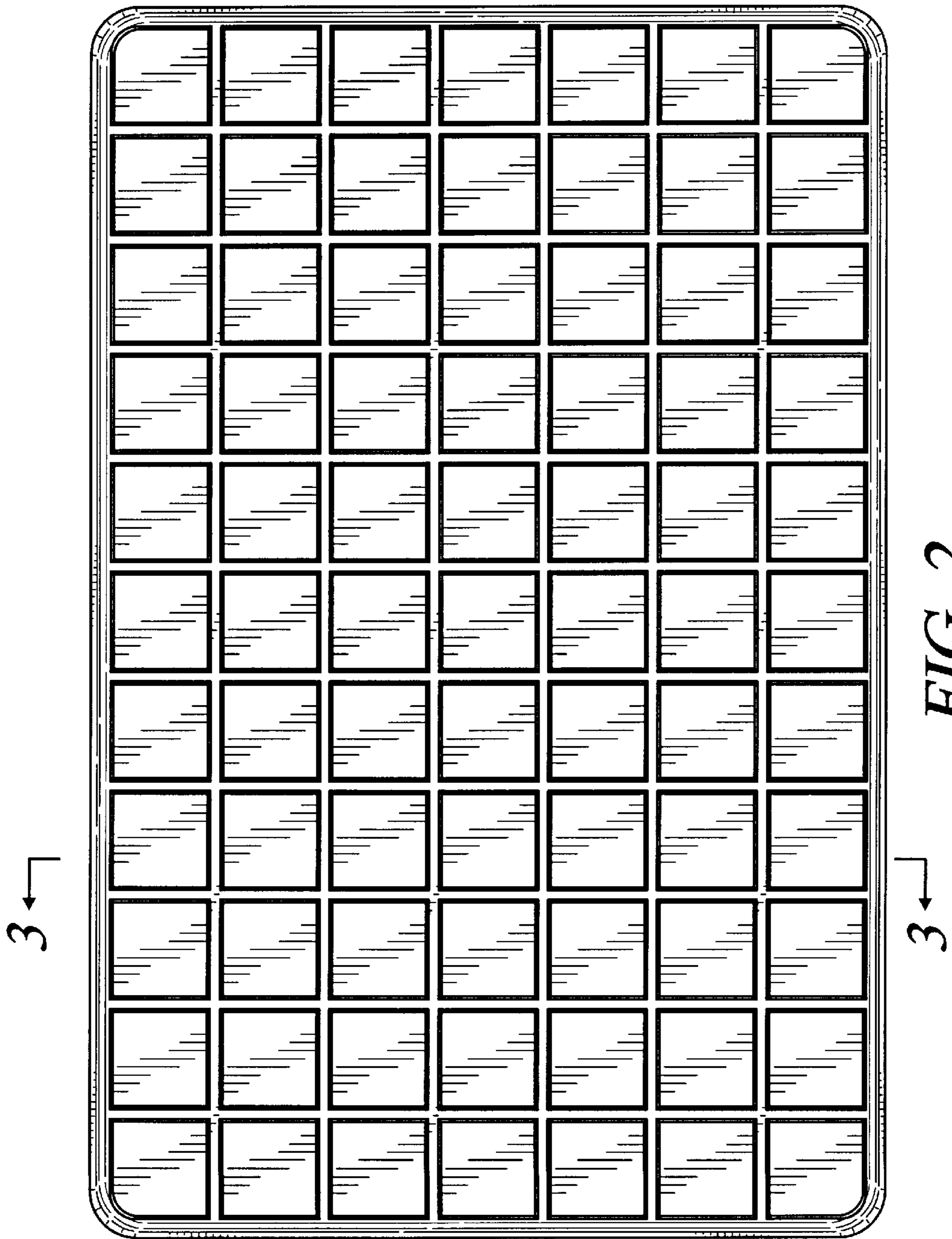
[56] **References Cited**  
**U.S. PATENT DOCUMENTS**  
D. 94,281 1/1935 Rocic ..... D25/58  
D. 245,878 9/1977 Morrison ..... D28/8.1  
306,251 10/1884 Hayden ..... D25/113  
D. 329,297 9/1992 Smith ..... D25/138  
D. 330,259 10/1992 Nemchock ..... D25/152  
2,031,950 2/1936 Harshberger ..... 52/314

**1 Claim, 4 Drawing Sheets**

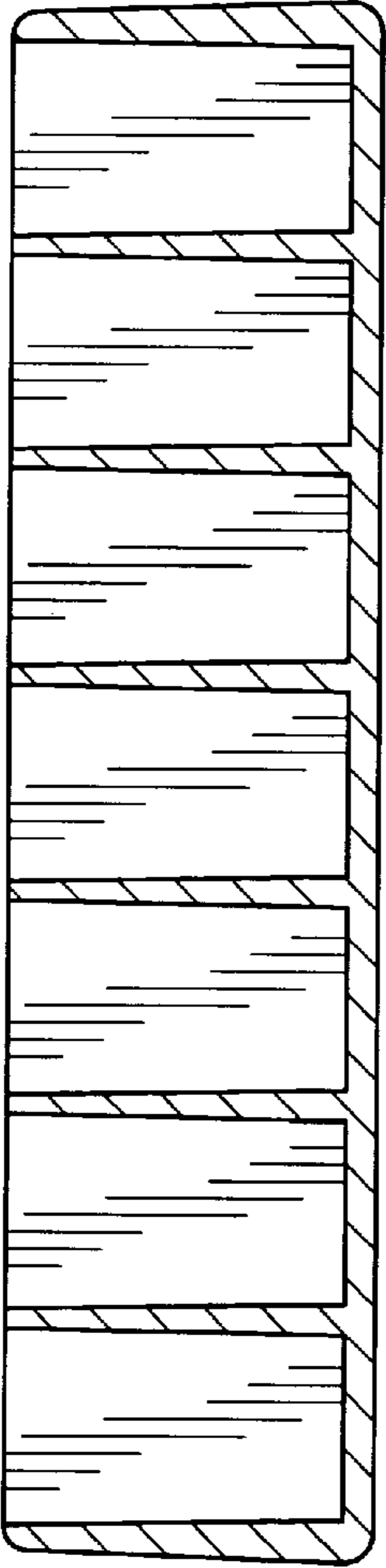





*FIG. 1*



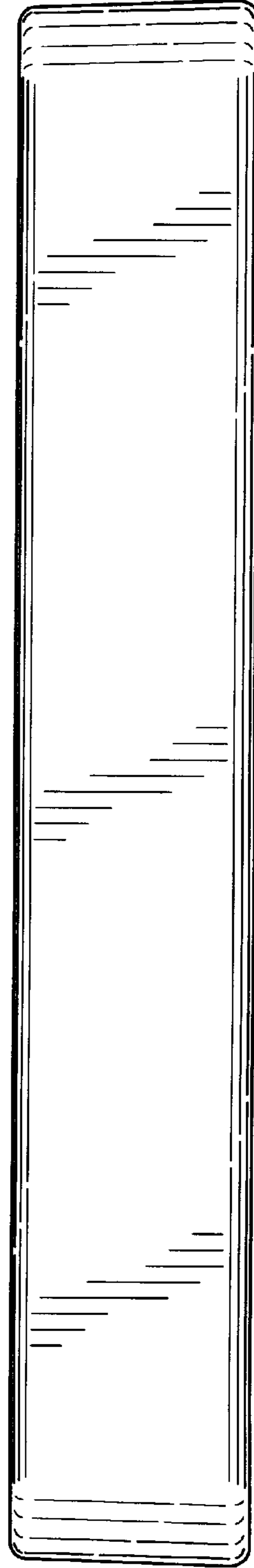
*FIG. 2*




*FIG. 3*



*FIG. 4*



*FIG. 5*



*FIG. 6*