



US00D411278S

United States Patent [19]

Sammons et al.

[11] Patent Number: **Des. 411,278**

[45] Date of Patent: **** Jun. 22, 1999**

[54] **GOLF BALL RETRIEVAL DEVICE**

5,505,510 4/1996 Duncan .
5,509,658 4/1996 Youngblood .
5,524,889 6/1996 Rush .

[76] Inventors: **Dean A. Sammons; Marvin L. Sammons**, both of 738 Crescent Blvd., Glen Ellyn, Ill. 60137

OTHER PUBLICATIONS

[**] Term: **14 Years**

The Golf Store; p. 37; ball retrievers, Dec. 1993.
Golf Day; p. 20; Shag tube, Aug. 1997.
Golf Smith; p. 40; King retrievers, Dec. 1997.

[21] Appl. No.: **29/088,845**

Primary Examiner—Mitchell I. Siegel
Attorney, Agent, or Firm—Leydig, Voit & Mayer, Ltd.

[22] Filed: **Jun. 2, 1998**

[51] **LOC (6) Cl.** **21-02**

[57] CLAIM

[52] **U.S. Cl.** **D21/796**

[58] **Field of Search** D21/796; 294/19.2;
473/286

The ornamental design for a golf ball retrieval device, as shown and described.

[56] References Cited

DESCRIPTION

U.S. PATENT DOCUMENTS

2,609,198	9/1952	Armstrong .
2,962,321	11/1960	Fowler et al. .
3,149,872	9/1964	Ward .
3,922,027	11/1975	Nesselt .
3,982,781	9/1976	Tucker et al. .
4,045,068	8/1977	Nelson .
4,058,336	11/1977	Parkinson .
4,063,769	12/1977	Zimmer .
4,194,779	3/1980	Ouhashi .
4,253,668	3/1981	Ose .
4,522,438	6/1985	Logue .
4,974,894	12/1990	Dubow .
5,004,240	4/1991	Tsukamoto .
5,165,744	11/1992	Vogrin .
5,335,953	8/1994	Luther, Sr. .
5,395,146	3/1995	Liu et al. .
5,437,487	8/1995	Fulop .
5,460,366	10/1995	Pugh .

FIG. 1 is a perspective view of a golf ball retrieval device incorporating my new design;
FIG. 2 is an enlarged front elevational view of a golf ball retrieval device, broken away for clarity of illustration;
FIG. 3 is a right side elevational view of the golf ball retrieval device of FIG. 2;
FIG. 4 is a rear elevational view of the golf ball retrieval device of FIG. 2;
FIG. 5 is a left side elevational view of the golf ball retrieval device of FIG. 2;
FIG. 6 is a top plan view of the golf ball retrieval device of FIG. 2;
FIG. 7 is a bottom plan view of the golf ball retrieval device of FIG. 2; and,
FIG. 8 is a fragmented enlarged bottom perspective view of a golf ball retrieval device.

1 Claim, 2 Drawing Sheets



Fig. 1

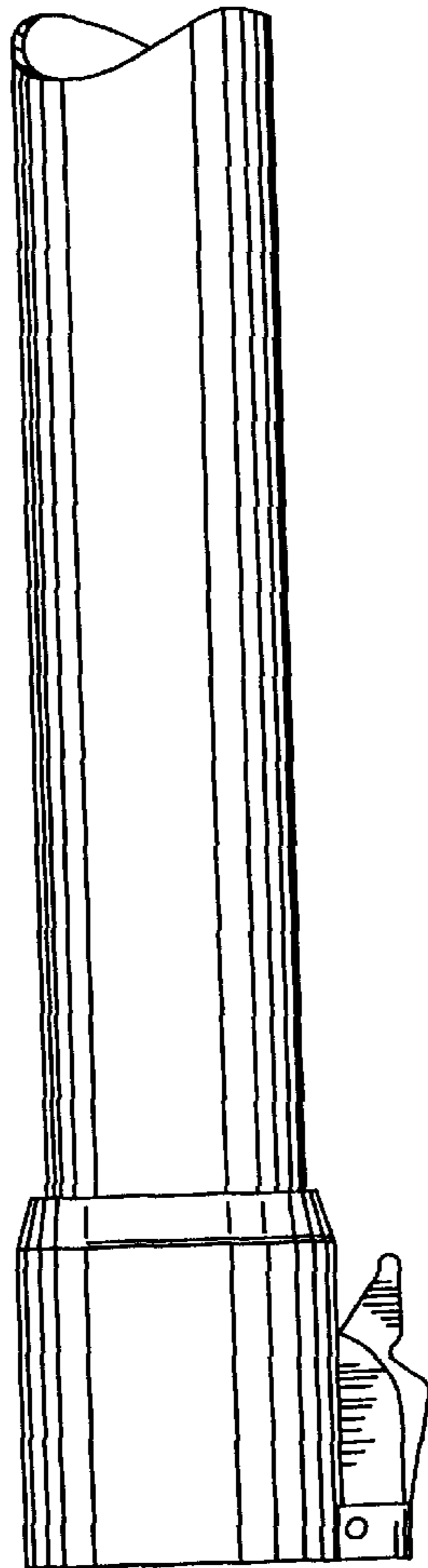
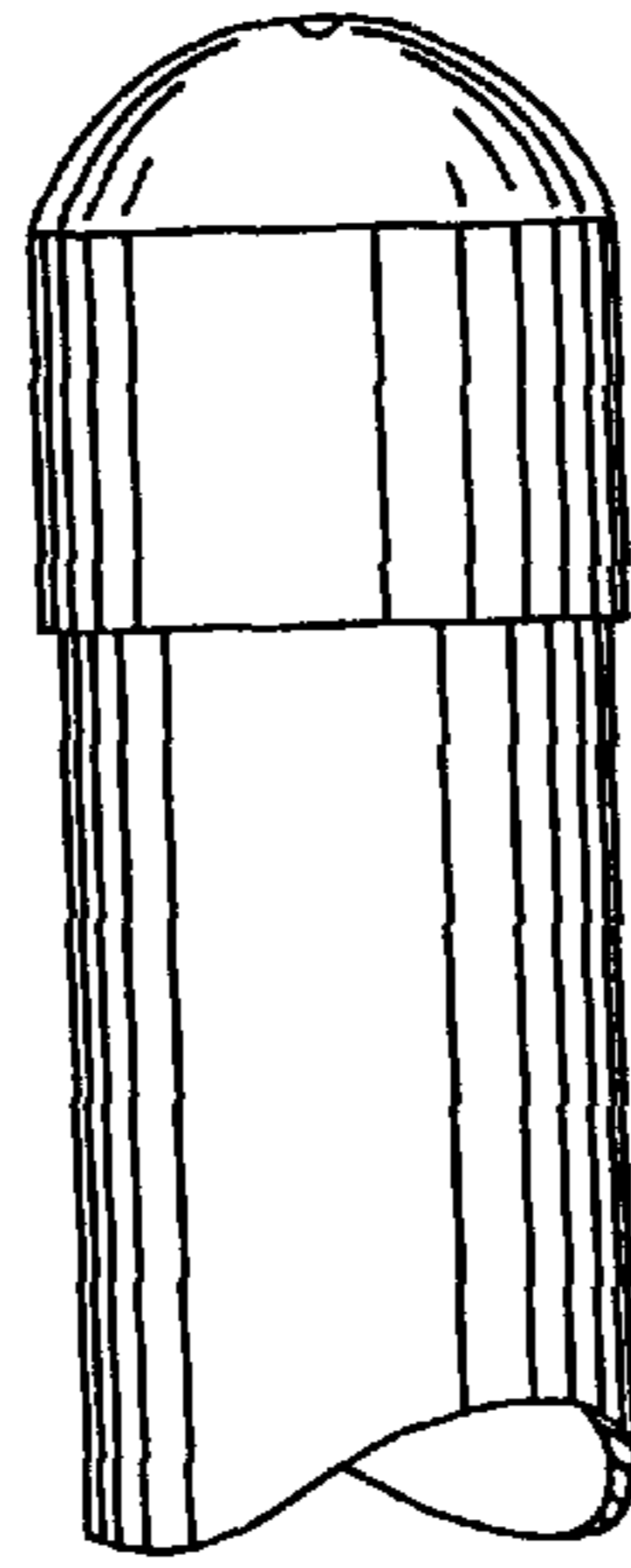


Fig. 2

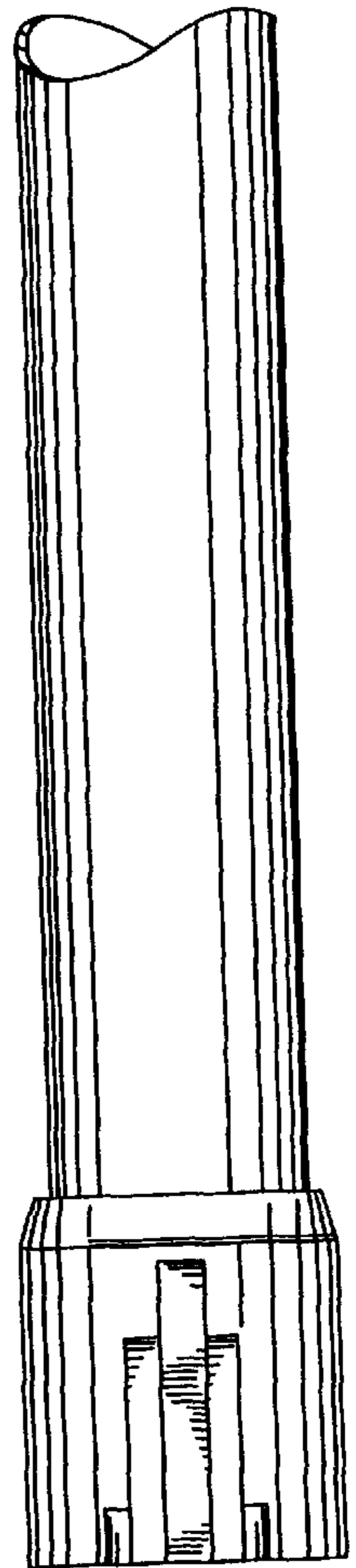
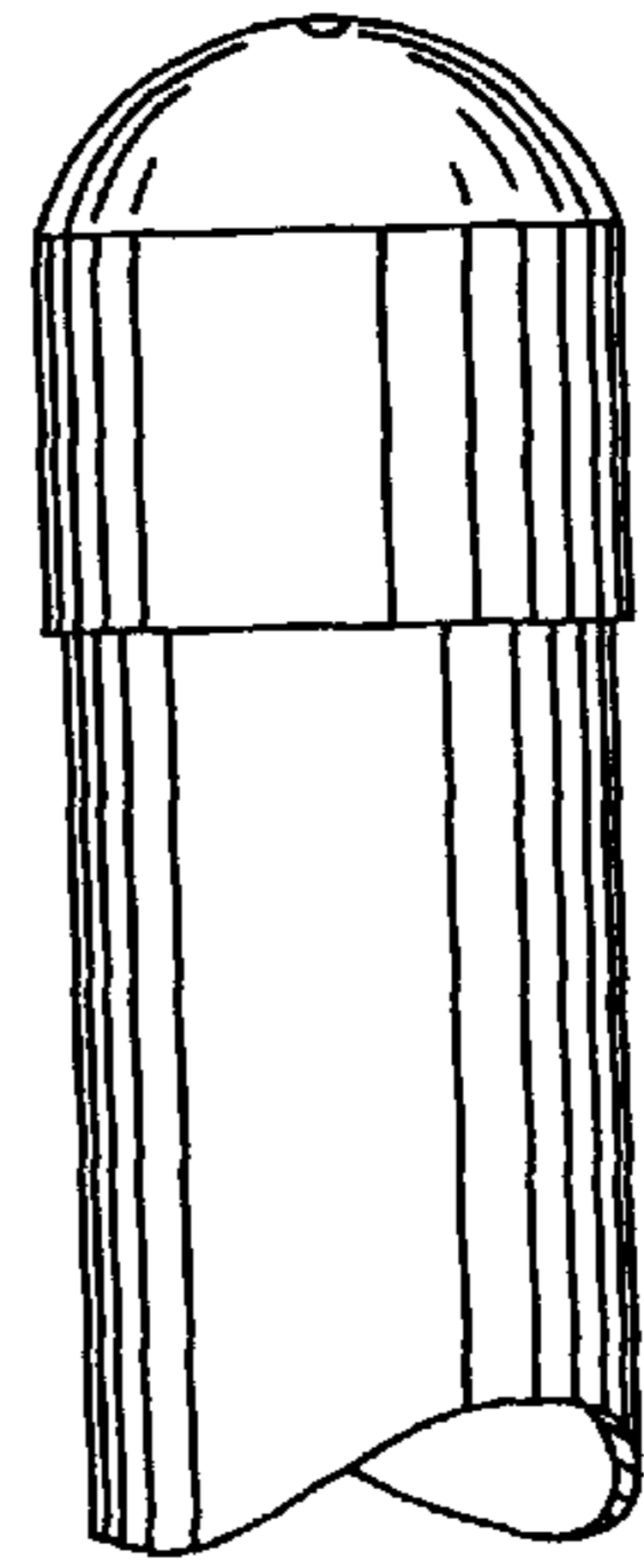


Fig. 3

Fig. 4

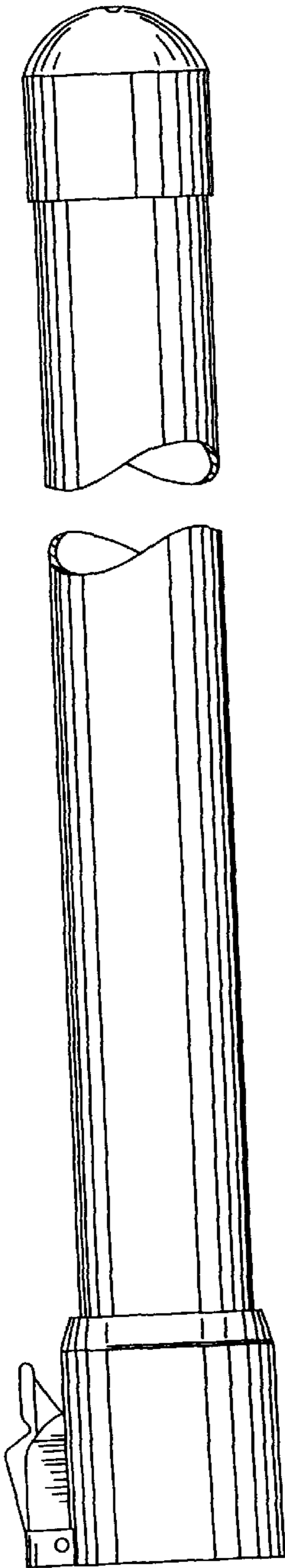


Fig. 5

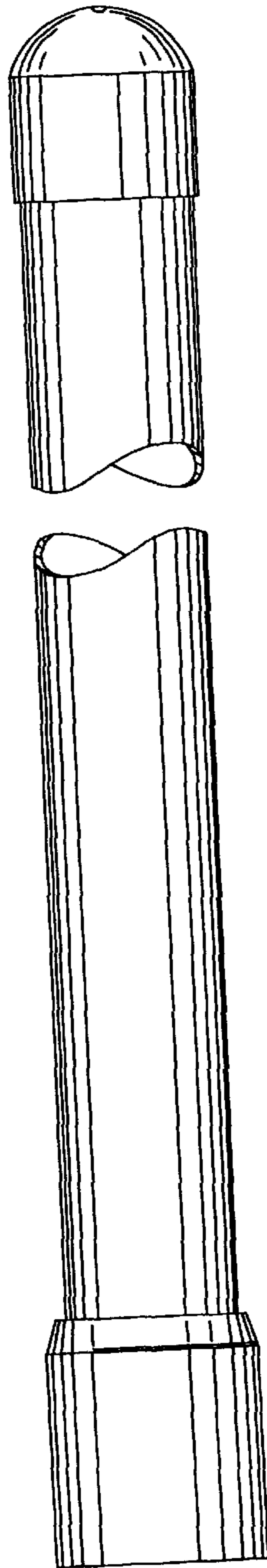


Fig. 8

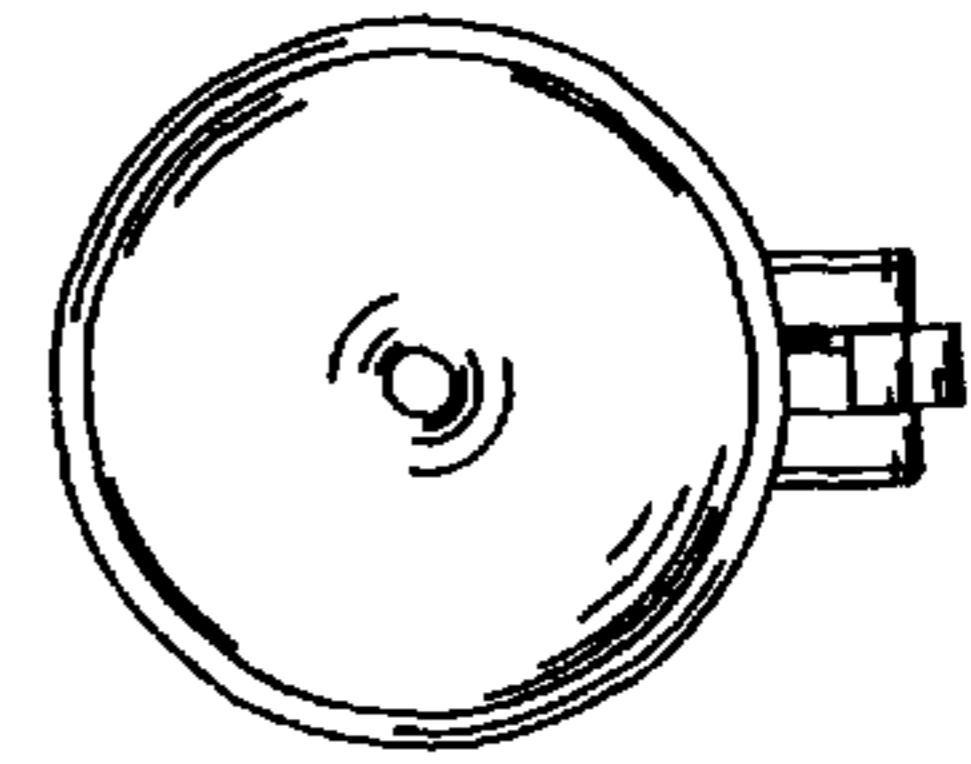
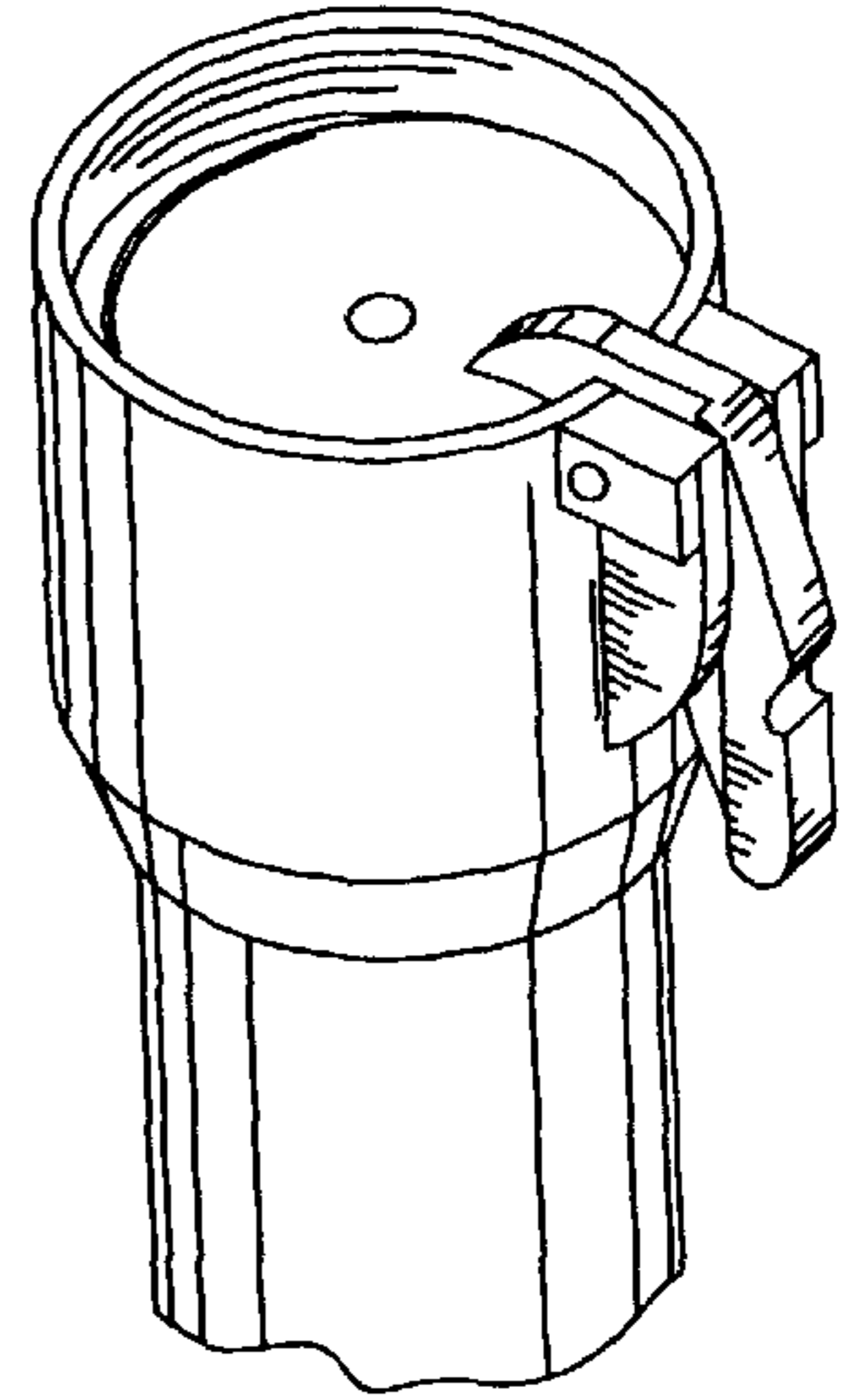


Fig. 6

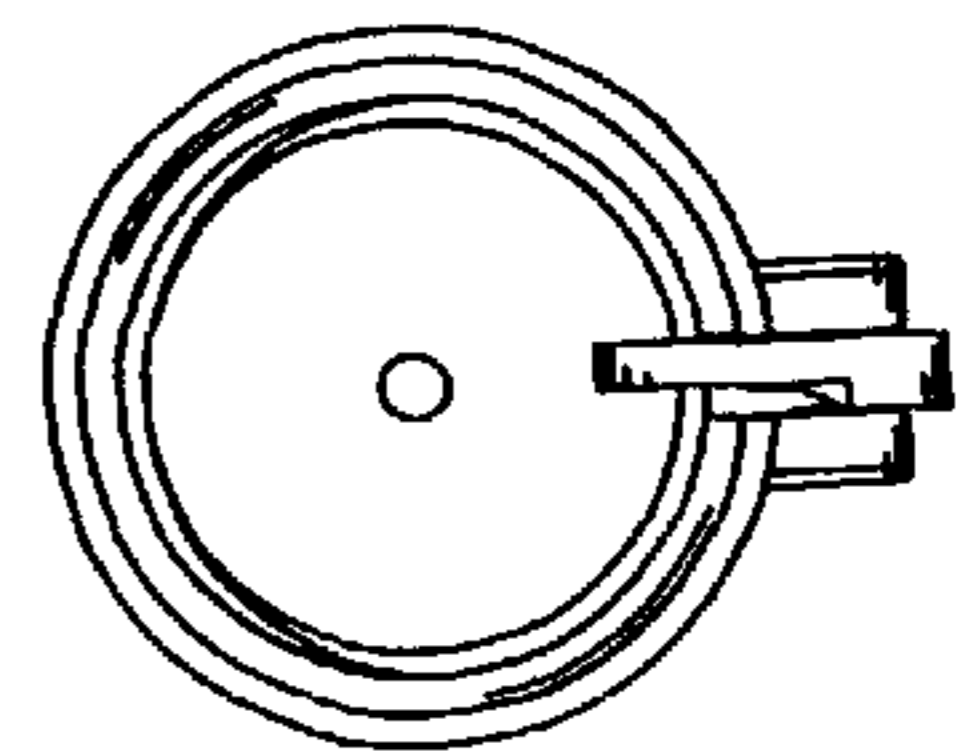


Fig. 7