



US00D411268S

**United States Patent** [19]  
**Sullivan**

[11] **Patent Number: Des. 411,268**  
[45] **Date of Patent: \*\* Jun. 22, 1999**

[54] **GOLF BALL WITH SINGLE STRIPE AND SPOTTED PATTERN**

[75] Inventor: **Michael J. Sullivan**, Chicopee, Mass.

[73] Assignee: **Lisco, Inc.**

[\*\*] Term: **14 Years**

[21] Appl. No.: **29/085,663**

[22] Filed: **Mar. 27, 1998**

[51] **LOC (6) Cl.** ..... **21-02**

[52] **U.S. Cl.** ..... **D21/709**

[58] **Field of Search** ..... **D21/707-709,**  
**D21/713; 473/200, 280, 281, 378-384**

[56] **References Cited**

**U.S. PATENT DOCUMENTS**

D. 220,769	5/1971	LaHue	.....	D21/709
D. 393,672	4/1998	Clay	.....	D21/713
1,482,232	1/1924	Hazeltine	.	
1,795,732	3/1931	Miller	.	

2,050,402	3/1936	Walsh	.	
2,861,810	11/1958	Veatch	.	
3,054,615	9/1962	Budish	.....	473/280 X
4,284,276	8/1981	Worst	.....	473/383
4,603,862	8/1986	Chen	.....	473/200
4,664,387	5/1987	Tardiff	.....	473/200
4,878,674	11/1989	Newcomb et al.	.....	473/200
5,427,378	6/1995	Murphy	.	
5,662,534	9/1997	Kroll et al.	.	

*Primary Examiner*—Ted Shooman  
*Assistant Examiner*—Richelle Shelton

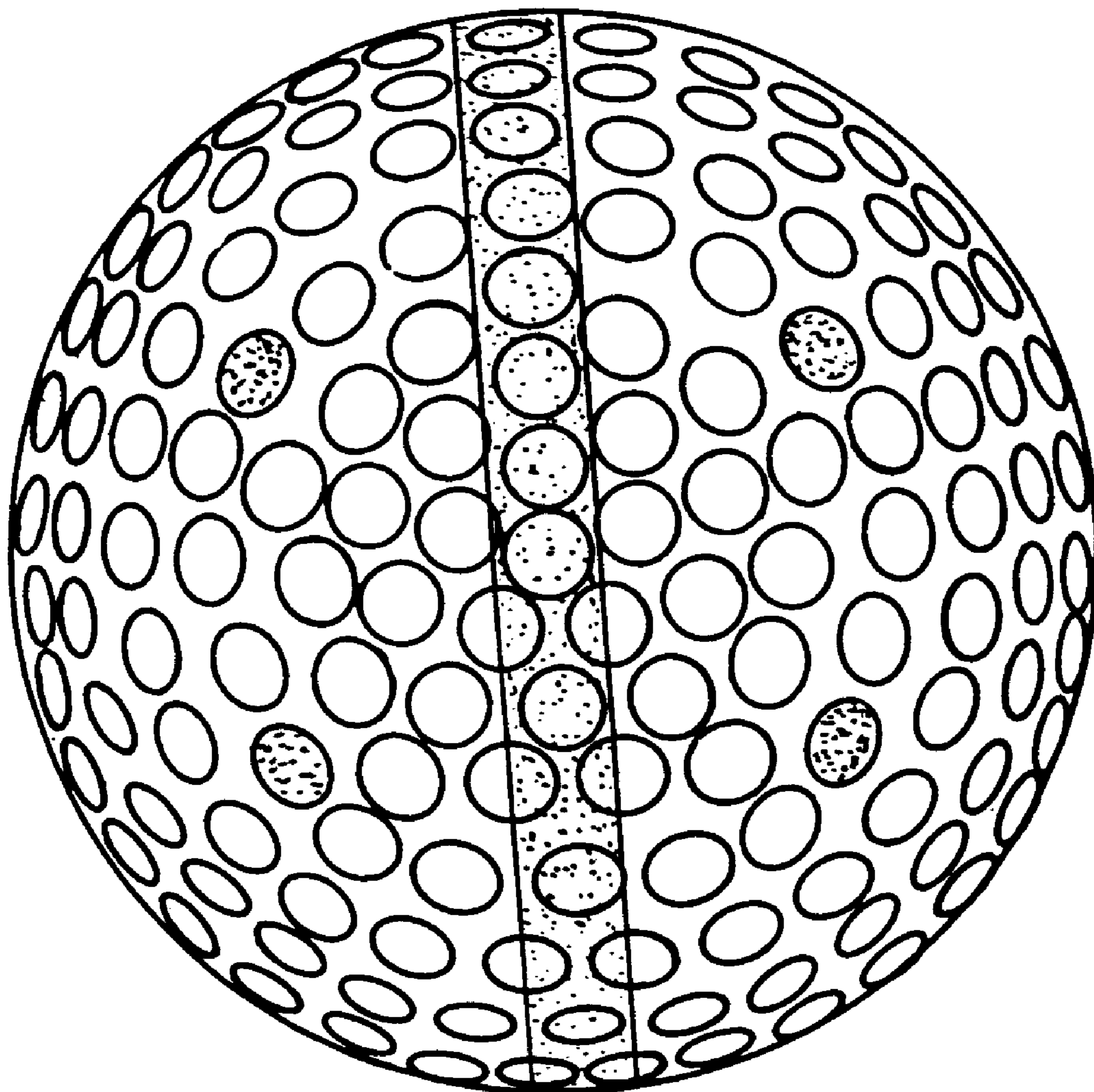
[57] **CLAIM**

The ornamental design for a golf ball with single stripe and spotted pattern, as shown.

**DESCRIPTION**

FIG. 1 is a view of a first side of a golf ball with single stripe and spotted pattern according to the present invention; and, FIG. 2 is a view of a second side, opposite from the first side thereof.

**1 Claim, 1 Drawing Sheet**



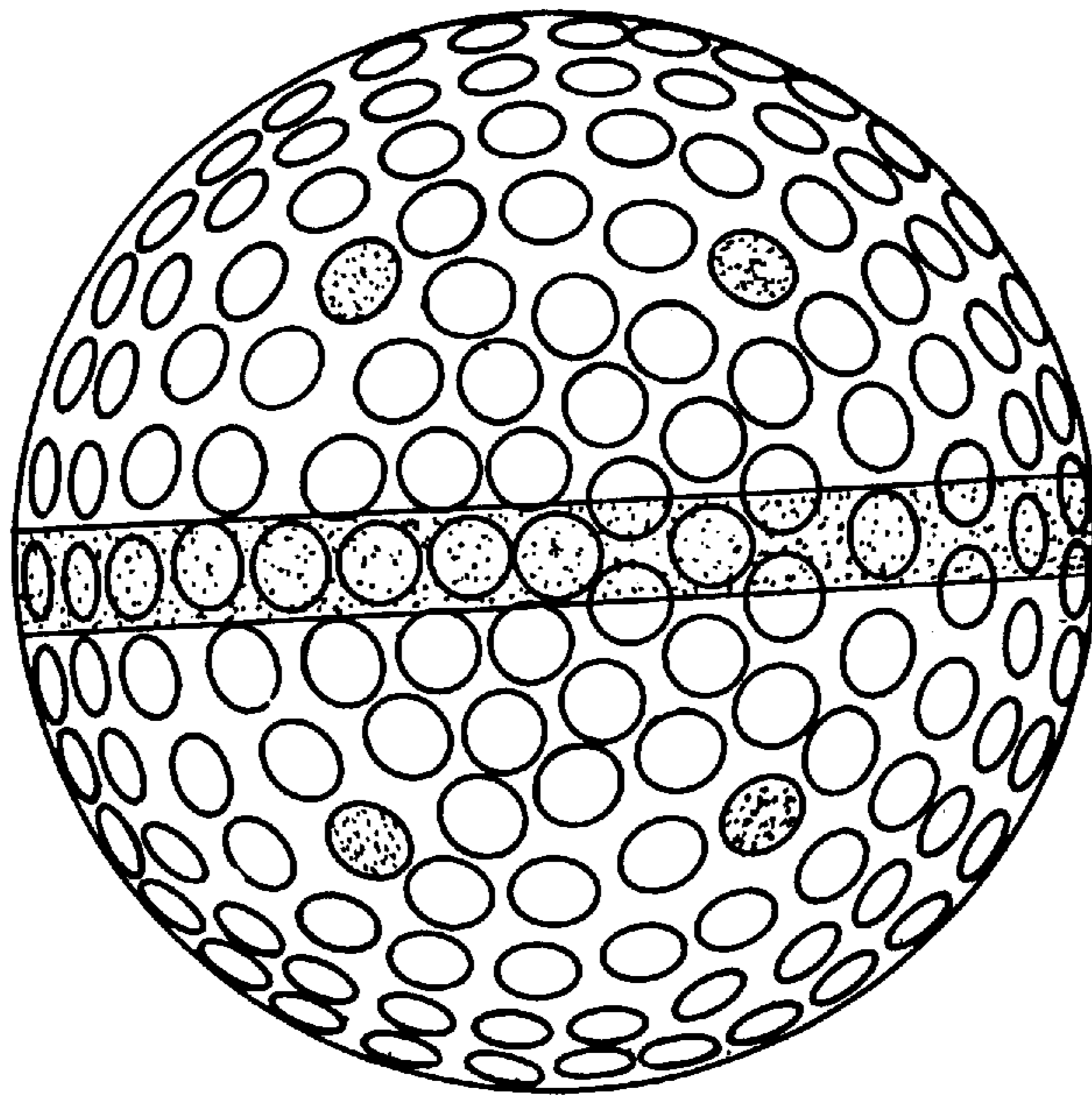


FIG. 2

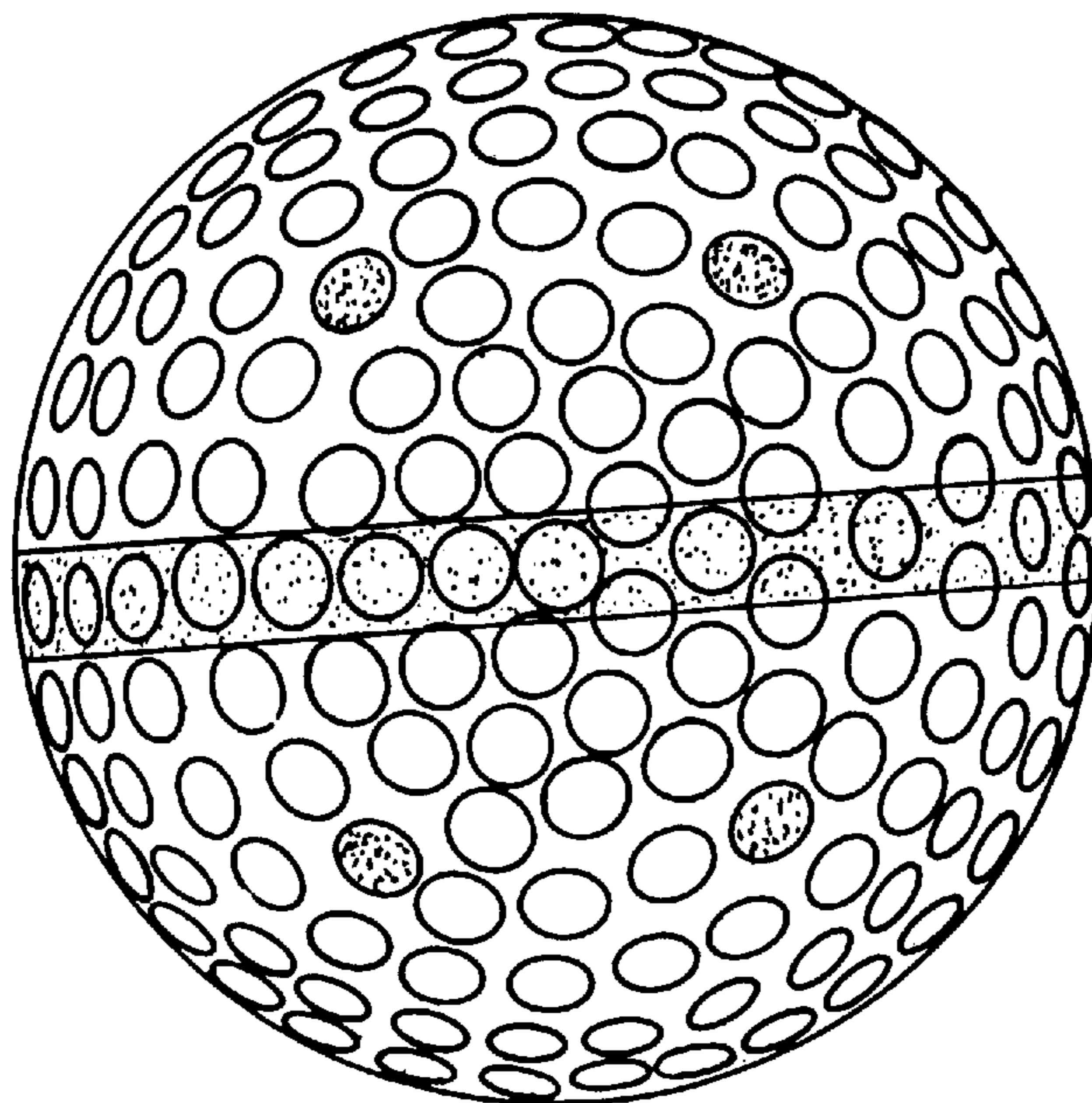


FIG. 1