



US00D411267S

# United States Patent [19]

[11] Patent Number: **Des. 411,267**

**Oudemool et al.**

[45] Date of Patent: **\*\* Jun. 22, 1999**

[54] **GOALIE TARGET**

5,509,650 4/1996 MacDonald ..... 473/446  
5,582,404 12/1996 Parzino ..... 473/446

[76] Inventors: **Todd D. Oudemool**, 6239 Gillie Brook Rd., Memphis, N.Y. 13112; **Steven K. Schabel**, 4 Lawrence Rd., Randolph, N.J. 07869

### OTHER PUBLICATIONS

Lax World Lacrosse Catalog, p. 17.

[\*\*] Term: **14 Years**

*Primary Examiner*—Ted Shooman  
*Assistant Examiner*—Richelle Shelton  
*Attorney, Agent, or Firm*—Trapani & Molldrem

[21] Appl. No.: **29/088,478**

### [57] CLAIM

[22] Filed: **May 26, 1998**

The ornamental design for a goalie target, as shown and described.

[51] **LOC (6) Cl.** ..... **21-99**

### DESCRIPTION

[52] **U.S. Cl.** ..... **D21/705; D21/699**

[58] **Field of Search** ..... D21/699, 705;  
473/446, 478

FIG. 1 is a front elevation view of a goalie target showing our new design;

### [56] References Cited

#### U.S. PATENT DOCUMENTS

D. 309,486	7/1990	Guenette et al. ....	D21/705
D. 387,110	12/1997	Thiel et al. ....	D21/699
D. 387,111	12/1997	Delegarde ....	D21/699
3,840,228	10/1974	Greaney ....	473/446
3,856,298	12/1974	Frantti ....	473/446
4,489,940	12/1984	Amundson ....	473/446
4,921,257	5/1990	Heller ....	473/446
5,238,243	8/1993	Grispi ....	473/446

FIG. 2 is a top plan view thereof;

FIG. 3 is a bottom plan view thereof;

FIG. 4 is a rear elevation view thereof;

FIG. 5 is a left side elevation view thereof; and,

FIG. 6 is a right side elevation view thereof.

The broken lines showing the frame of a goal is for illustrative purposes only, and forms no part of the claimed design.

**1 Claim, 3 Drawing Sheets**

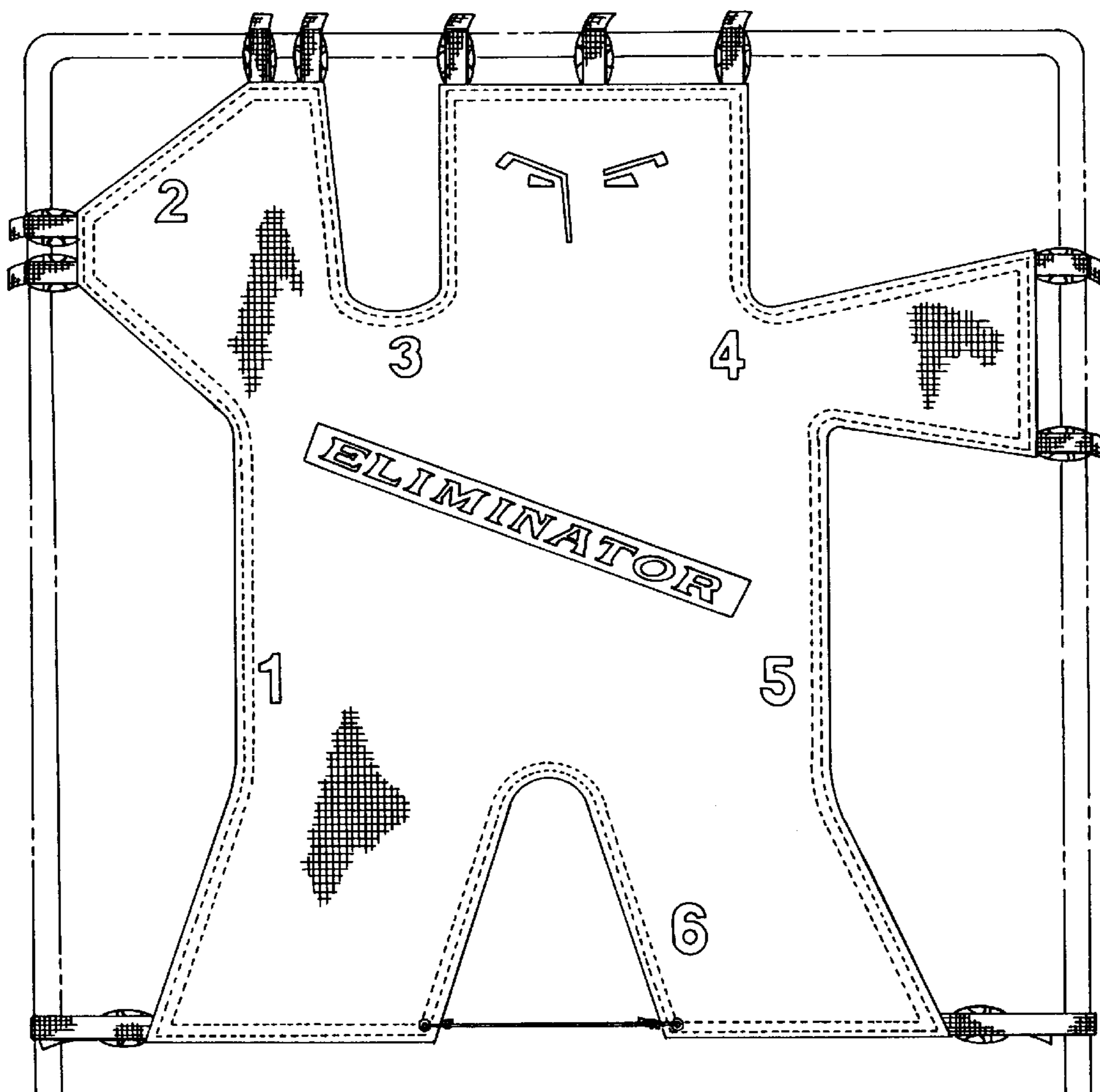




FIG. 2

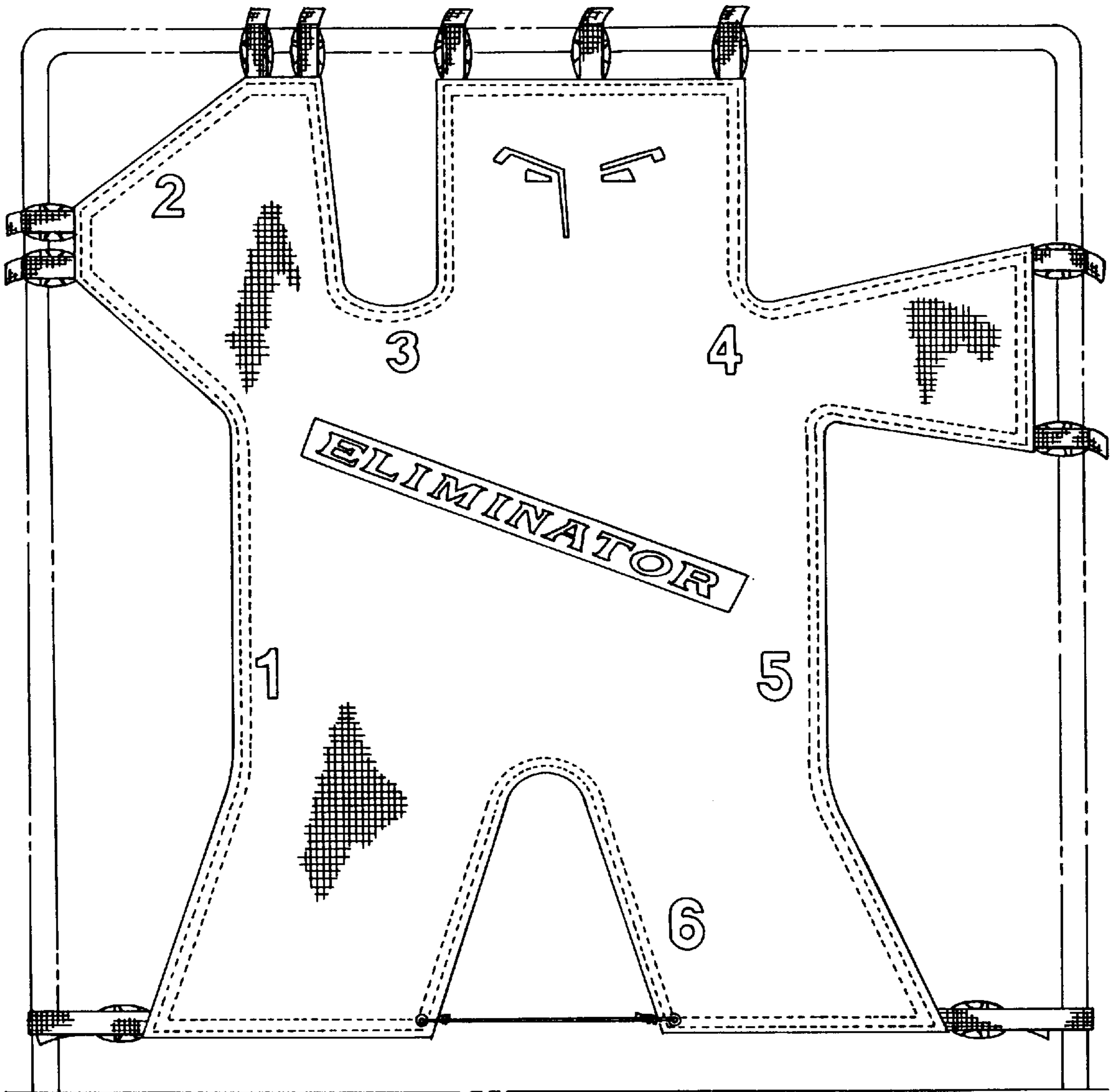


FIG. 1

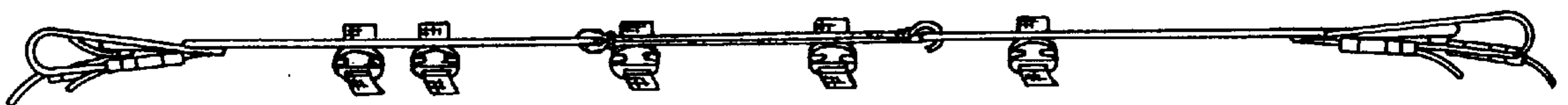


FIG. 3

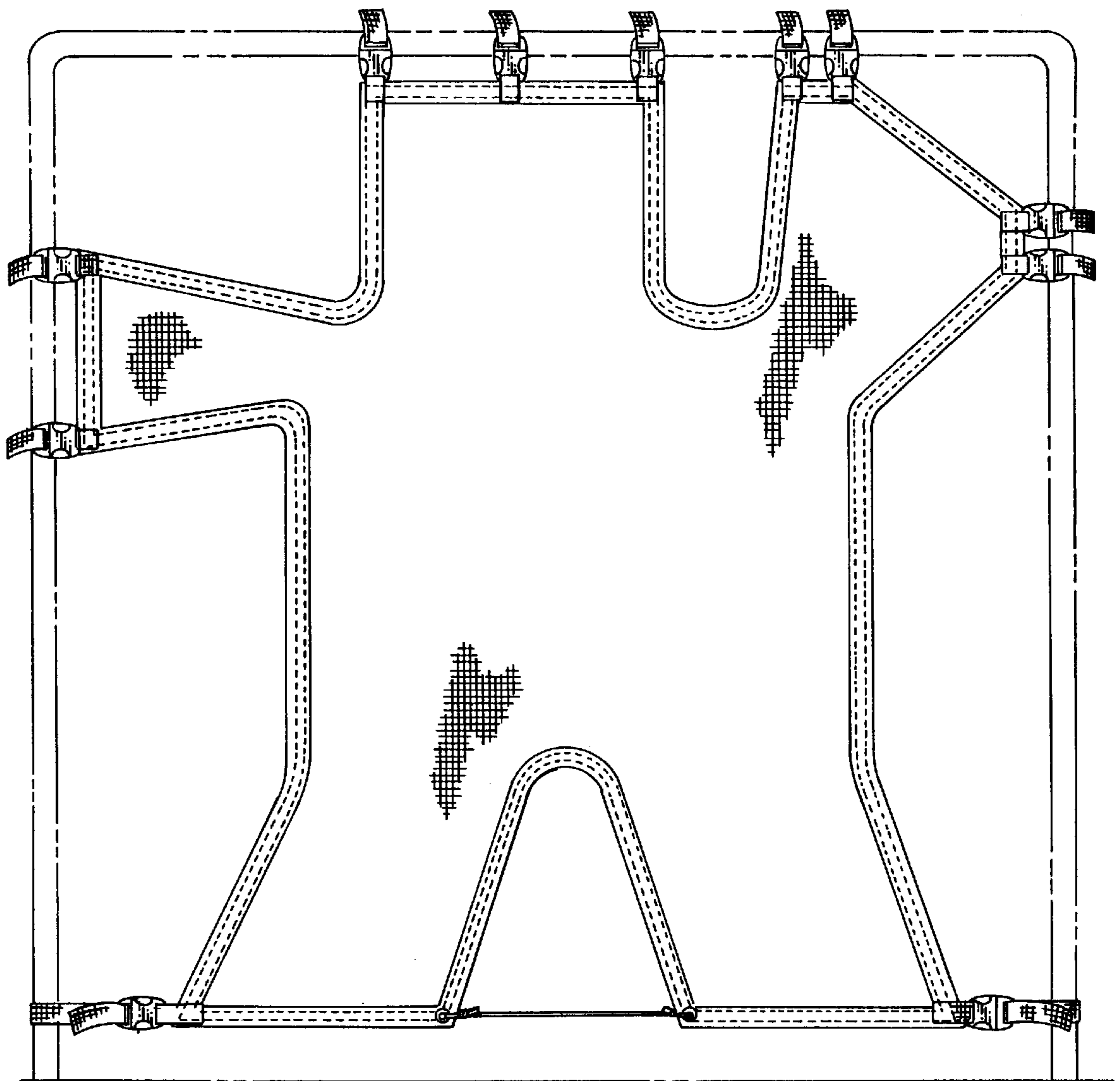


FIG. 4

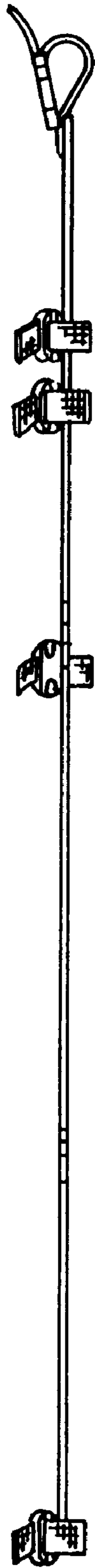


FIG. 5



FIG. 6