



US00D411266S

United States Patent [19] Wong

[11] **Patent Number: Des. 411,266**
[45] **Date of Patent: ** Jun. 22, 1999**

[54] **TOY**

[75] **Inventor: Hing Sang Wong**, Kwun Tong, The Hong Kong Special Administrative Region of the People's Republic of China

[73] **Assignee: Takmay Industrial Co., Ltd.**, Kowloon, The Hong Kong Special Administrative Region of the People's Republic of China

[**] **Term: 14 Years**

[21] **Appl. No.: 29/090,370**

[22] **Filed: Jul. 7, 1998**

[30] Foreign Application Priority Data

Apr. 8, 1998 [HK] The Hong Kong Special Administrative Region of the People's Republic of China 9810503

[51] **LOC (6) Cl. 21-01**

[52] **U.S. Cl. D21/594; D21/658**

[58] **Field of Search** D11/136, 160; D21/576-577, 585, 593-595, 621, 627, 631, 633, 635, 639, 643-649, 658, 663, 665-670, 673-674, 676-678, 686-692, 694-697; 446/27-28, 268, 308-309, 321, 325-326, 300, 352, 369-374, 376-379, 395, 491; 482/51-54, 57-60, 62-64, 70, 72-73, 92-98, 100, 112, 114, 121-123, 132

[56] References Cited

U.S. PATENT DOCUMENTS

D. 297,853 9/1988 Ostrom D21/674

5,356,356	10/1994	Hildebrandt et al.	482/62
5,527,243	6/1996	Chen	482/72
5,611,758	3/1997	Rodgers, Jr.	482/51
5,836,855	11/1998	Eschenbach	482/57
5,836,856	11/1998	Mattoo et al.	482/57

OTHER PUBLICATIONS

K-Mart Pamphlet, p. 7—center, Mar. 9, 1998.
Hong Kong Toys, vol. 1, 1998, Part 1, p. 366 center, #6638
Cherry Mtn Biker, c.1998.
Hong Kong Toys, vol. 1, 1998, Part 2, p. 990 center, #11021
Doll Collection c.1998.
“Meritus 1995”, Meritus Industries, Inc., Feb. 23, 1995.
“Sindy”, p. 22, bottom, #44441 Keeping Fit, Nov. 1984.
Mattel Toys 1984, p. 4, center, #7025 Great Shape Barbie, Mar. 24, 1984.

Primary Examiner—Ted Shooman
Assistant Examiner—Carol Rademaker
Attorney, Agent, or Firm—Merchant, Gould, Smith, Edell, Welter & Schmidt

[57] CLAIM

The ornamental design for a toy, as shown and described.

DESCRIPTION

FIG. 1 is a front elevational view of a toy showing my new design;
FIG. 2 is a rear elevational view thereof;
FIG. 3 is a left side elevational view thereof;
FIG. 4 is a right side elevational view thereof;
FIG. 5 is a top elevational view thereof;
FIG. 6 is a bottom elevational view thereof; and,
FIG. 7 is a perspective view of a toy showing my new design.

1 Claim, 4 Drawing Sheets




FIG. 1




FIG. 2



FIG. 3




FIG. 4




FIG. 5




FIG. 6




FIG. 7

