



US00D411249S

United States Patent [19] Maxwell

[11] Patent Number: **Des. 411,249**

[45] Date of Patent: **** Jun. 22, 1999**

[54] **SIDE ELEMENT OF A SHOE UPPER**

[75] Inventor: **Matthew Maxwell**, Beaverton, Oreg.

[73] Assignee: **Nike, Inc.**, Beaverton, Oreg.

[**] Term: **14 Years**

[21] Appl. No.: **29/096,171**

[22] Filed: **Nov. 5, 1998**

[51] **LOC (6) Cl.** **02-99**

[52] **U.S. Cl.** **D2/972**

[58] **Field of Search** D2/896, 902, 907,
D2/910, 969, 972, 973; 36/83, 113, 126-131,
45, 50.1

[56] **References Cited**

U.S. PATENT DOCUMENTS

- D. 295,230 4/1988 Tong .
- D. 297,382 8/1988 Swett .
- D. 387,195 12/1997 McNulty D2/969 X
- D. 388,950 1/1998 Hewett et al. D2/969
- D. 392,454 3/1998 Cooper D2/972
- D. 392,793 3/1998 Koh .
- D. 395,345 6/1998 Doxey D2/972
- D. 398,769 9/1998 Avar D2/973
- 4,620,376 11/1986 Talarico, II .

OTHER PUBLICATIONS

- “Nike Footwear Catalog,” Fall 1987, published Jan. 1, 1987 (pp. 50, 52), Beaverton, Oregon.
- “Nike Footwear Catalog,” Fall 1988, published Dec. 1, 1987 (p. 60), Beaverton, Oregon.
- “Nike Footwear Catalog,” Spring 1990, published Jun. 1, 1989 (pp. 6, 56), Beaverton, Oregon.
- “Nike Footwear Catalog,” Fall 1990, published Dec. 1, 1989 (p. 56), Beaverton, Oregon.
- “Nike Footwear Catalog,” Holiday 1993, published Mar. 1, 1993 (p. 30), Beaverton, Oregon.

“Nike Footwear Catalog,” Late Spring 1996, published Aug. 1, 1995 (p. 166) Beaverton, Oregon.

“Nike Footwear Catalog,” Fall 1996, published Dec. 1, 1995 (pp. 33, 44), Beaverton, Oregon.

“Nike Footwear Catalog” Fall 1997, published Dec. 1, 1996 (p. 24), Beaverton, Oregon.

“Nike Footwear Catalog” Holiday 1997, published Mar. 1, 1997 (p. 228), Beaverton, Oregon.

“Nike Footwear Catalog” Fall 1998, published Dec. 1, 1997 (p. W14), Beaverton, Oregon.

“Nike Footwear Catalog,” Holiday 1998, published Feb. 1, 1998 (pp. M92, W100), Beaverton, Oregon.

“Nike Footwear Catalog” Spring 1999, published Jun. 1, 1998 (pp. M6, M43, M104, W29, W45, W97), Beaverton, Oregon.

Primary Examiner—Dominic Simone
Attorney, Agent, or Firm—Trask, Britt & Rossa

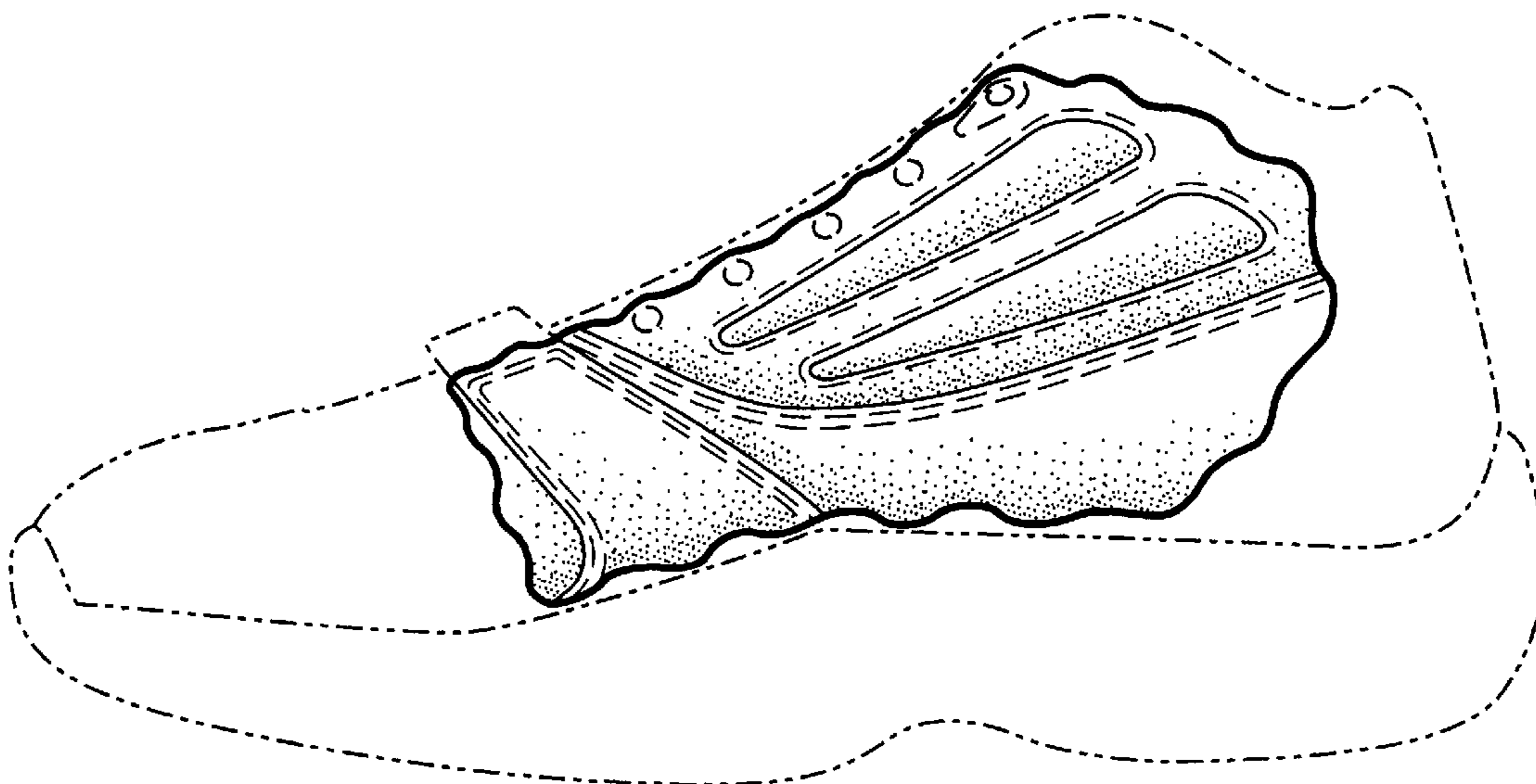
[57] **CLAIM**

The ornamental design for a side element of a shoe upper, as shown and described.

DESCRIPTION

FIG. 1 is a perspective view of the side element of a shoe upper showing my new design;
 FIG. 2 is a side elevational view of the side element of a shoe upper shown in FIG. 1;
 FIG. 3 is a front elevational view of the side element of a shoe upper shown in FIG. 1;
 FIG. 4 is a rear elevational view of the side element of a shoe upper shown in FIG. 1; and,
 FIG. 5 is a top view of the side element of a shoe upper shown in FIG. 1.
 The phantom line showing a portion of a shoe in FIGS. 1-5 is for illustrative purposes only and forms no part of the claimed design.

1 Claim, 2 Drawing Sheets



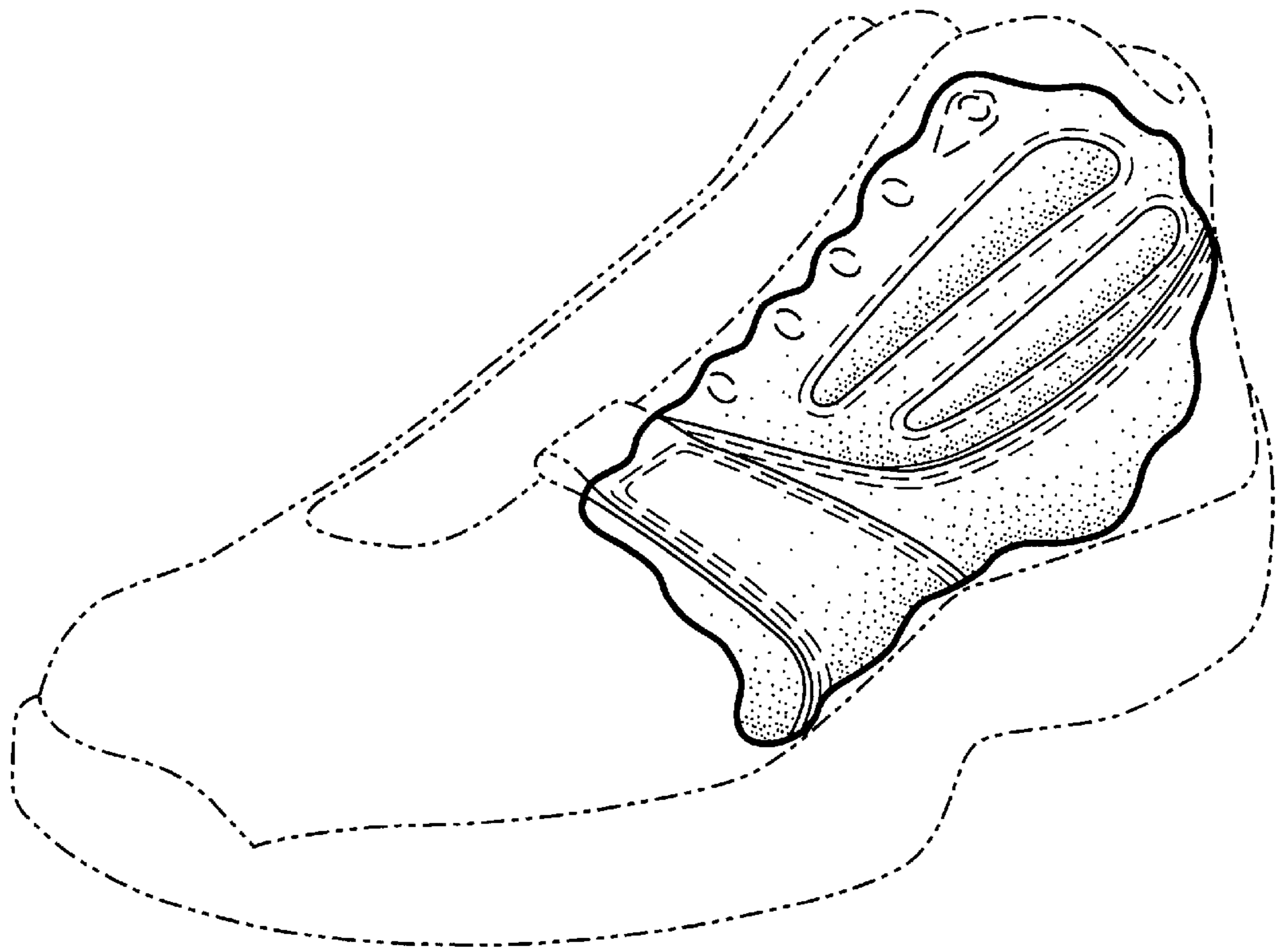


Fig. 1

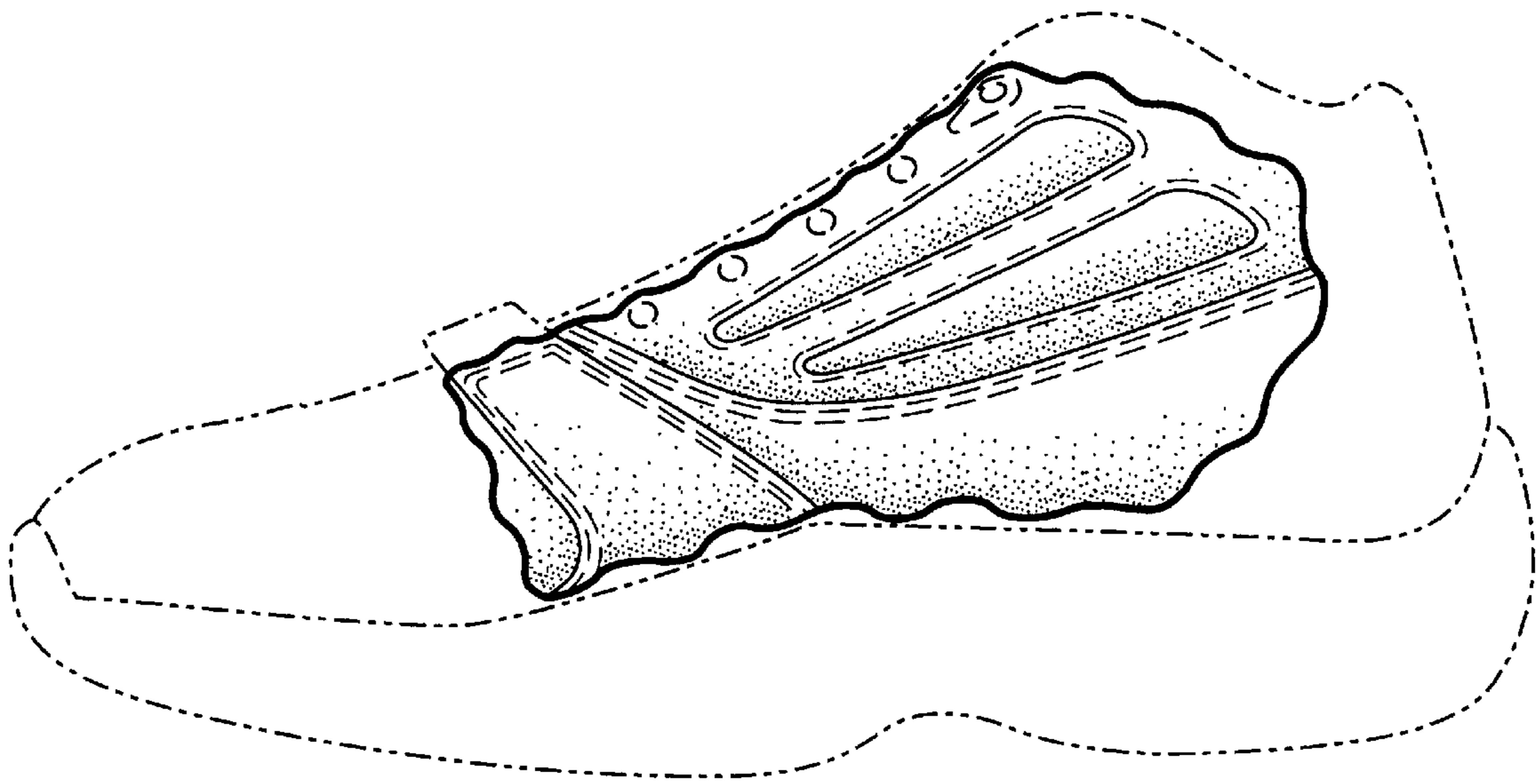


Fig. 2

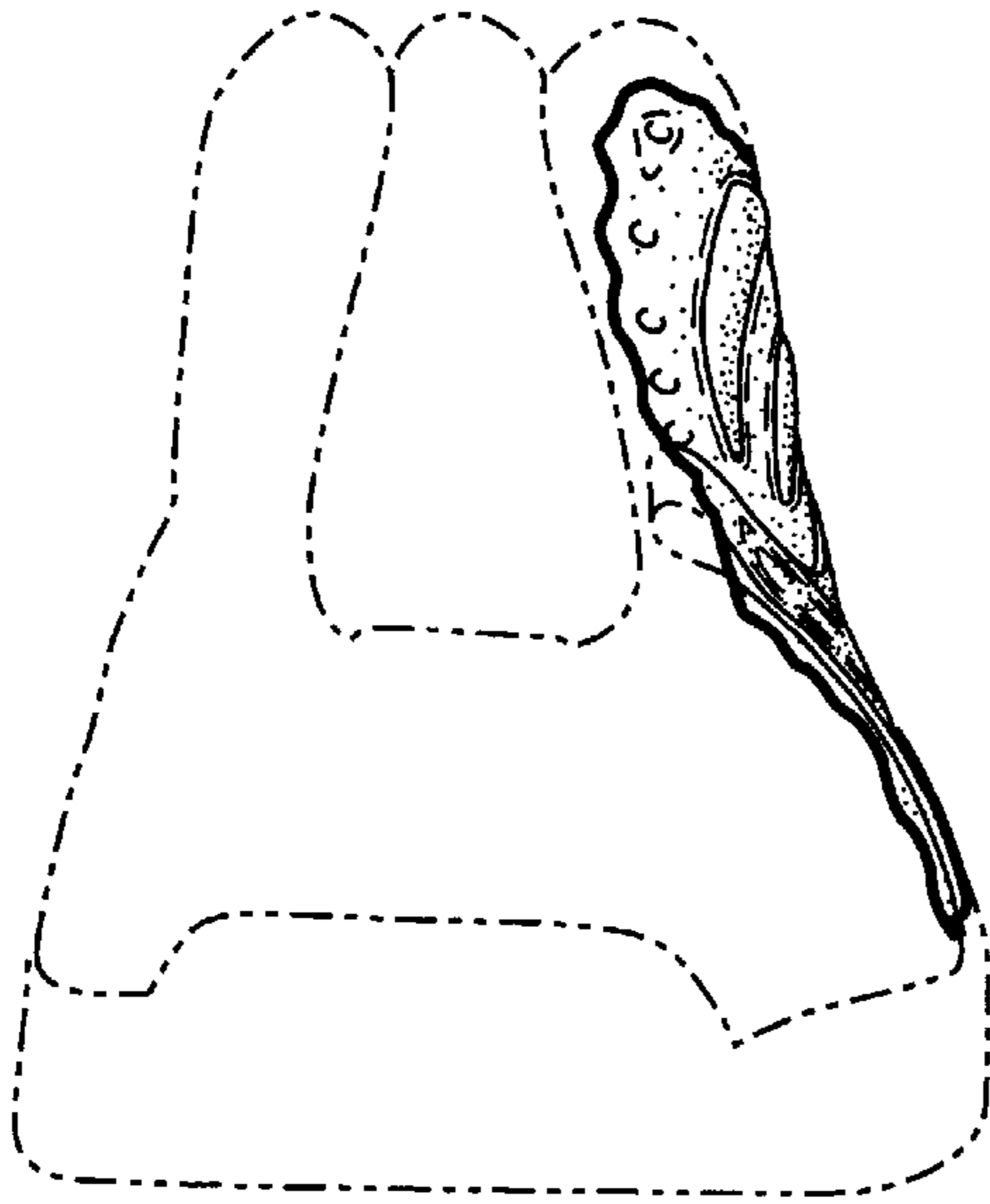


Fig. 3

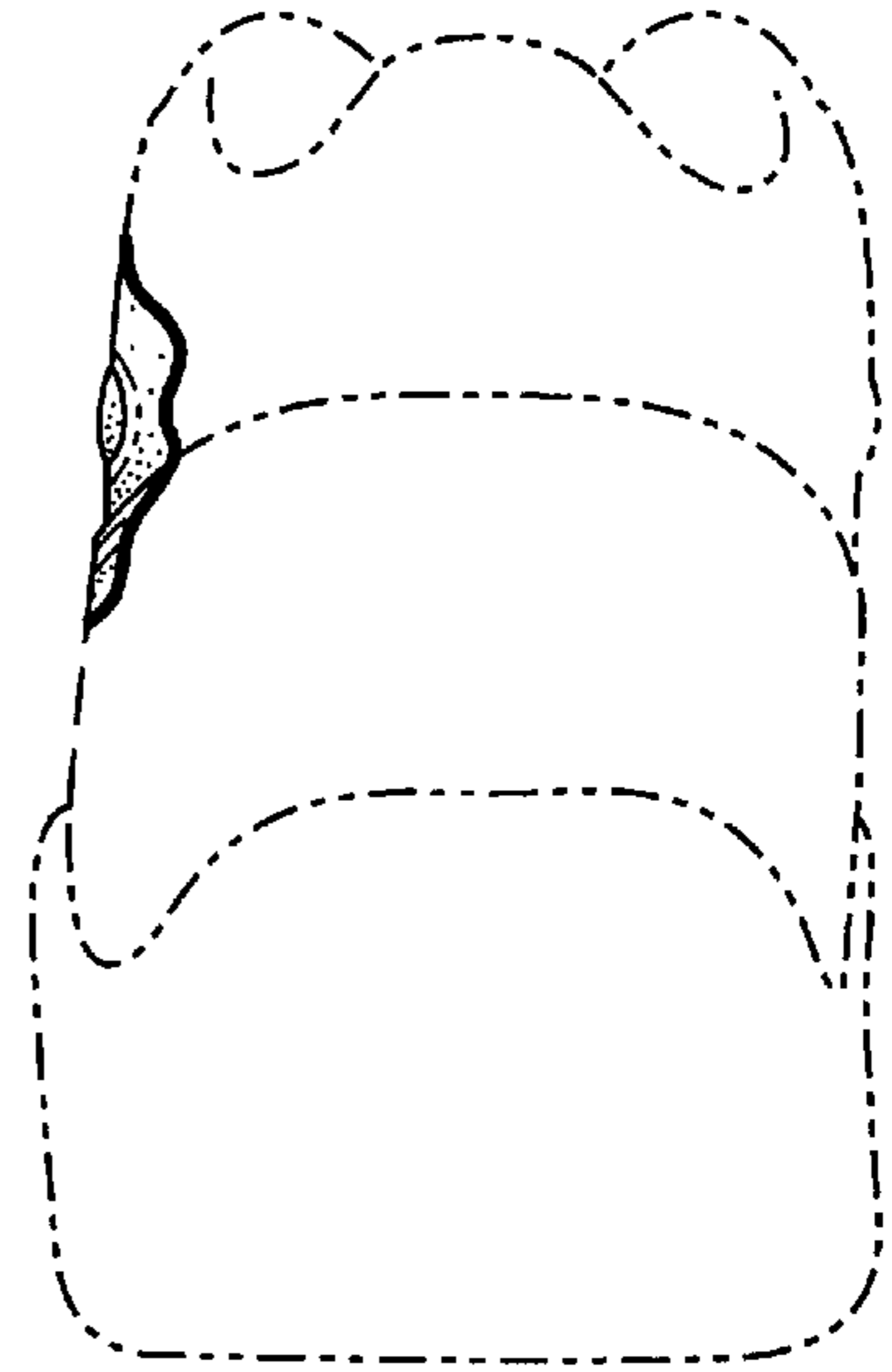


Fig. 4

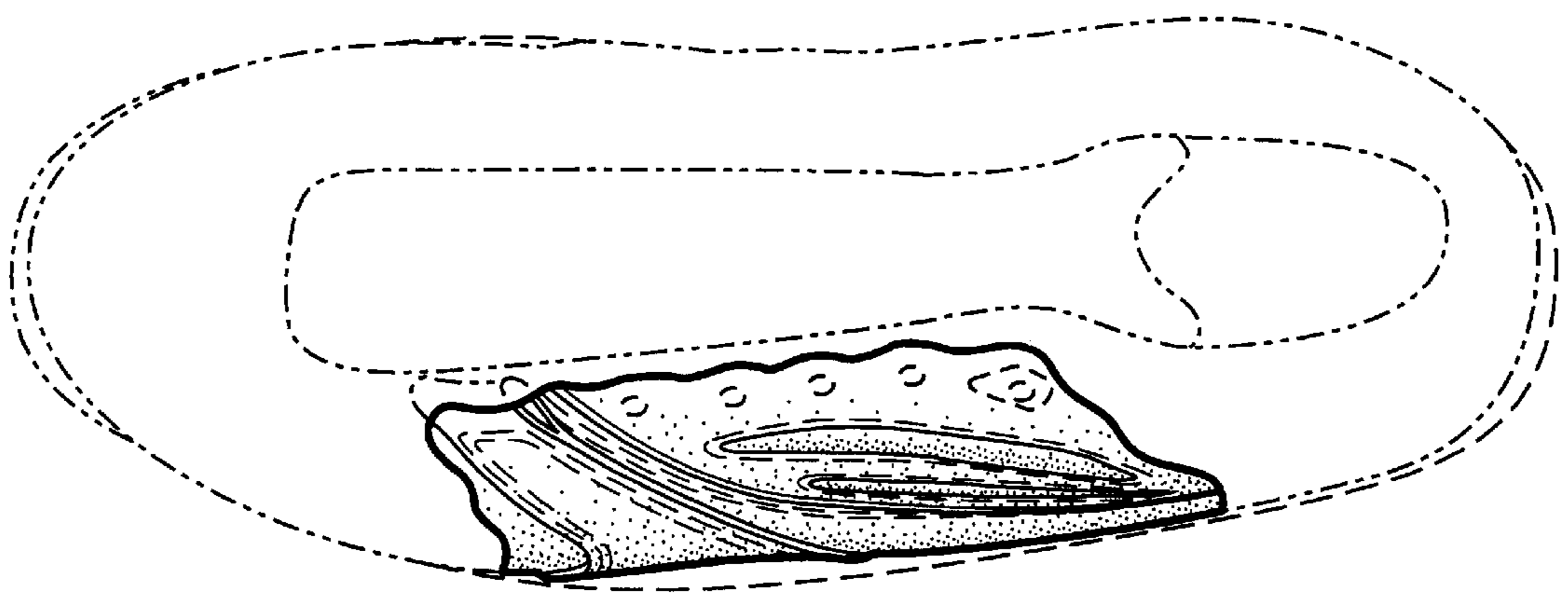


Fig. 5