



US00D411244S

**United States Patent** [19]  
**Robinson et al.**

[11] **Patent Number: Des. 411,244**  
[45] **Date of Patent: \*\* Jun. 22, 1999**

[54] **OUTSOLE FOR A GOLF SHOE**

[75] Inventors: **Douglas K. Robinson**, Mansfield, Mass.; **John F. Lane, III**, Stratham, N.H.; **John J. Erickson**, Brockton; **Alexander W. Choi**, Easton, both of Mass.

[73] Assignee: **Acushnet Company**, Fairhaven, Mass.

[\*\*] Term: **14 Years**

[21] Appl. No.: **29/093,068**

[22] Filed: **Sep. 2, 1998**

[51] **LOC (6) Cl.** ..... **02-04**

[52] **U.S. Cl.** ..... **D2/954; D2/951; D2/953; D2/956**

[58] **Field of Search** ..... D2/896, 897, 902, D2/906, 908, 909, 914, 916, 919, 946-962, 964, 977; 36/3 B, 11.5, 12-15, 25 R, 28, 32 R, 44, 59 C, 66, 75 R, 76 R, 85, 101, 103, 104, 106, 113-115, 124, 126, 127-130

[56] **References Cited**

**U.S. PATENT DOCUMENTS**

|            |         |                     |        |
|------------|---------|---------------------|--------|
| D. 080,361 | 1/1930  | Crowley .....       | D2/954 |
| D. 262,327 | 12/1981 | Foster .....        | D2/955 |
| D. 281,370 | 11/1985 | Peel .....          | D2/955 |
| D. 294,769 | 3/1988  | Liggett et al. .... | D2/955 |
| D. 298,483 | 11/1988 | Liggett et al. .... | D2/954 |

|            |         |                      |         |
|------------|---------|----------------------|---------|
| D. 306,516 | 3/1990  | Whatley .....        | D2/954  |
| D. 318,946 | 8/1991  | Granatelli .....     | D2/955  |
| D. 331,658 | 12/1992 | Blissett .....       | D2/955  |
| D. 391,044 | 2/1998  | Backus .....         | D2/954  |
| D. 400,346 | 11/1998 | Singer .....         | D2/959  |
| D. 402,449 | 12/1998 | Robinson et al. .... | D2/951  |
| 3,568,340  | 3/1971  | Gardner .....        | 36/32 R |

*Primary Examiner*—Celia Murphy  
*Attorney, Agent, or Firm*—Pennie & Edmonds LLP

[57] **CLAIM**

The ornamental design for an outsole for a golf shoe, as shown and described.

**DESCRIPTION**

FIG. 1 is a front, right side, perspective view of an outsole for a golf shoe showing our new design;  
FIG. 2 is a front, left side, perspective view thereof;  
FIG. 3 is a rear left side perspective view thereof;  
FIG. 4 is a rear, right side, perspective view thereof;  
FIG. 5 is a right side, perspective view thereof;  
FIG. 6 is a top, plan view thereof;  
FIG. 7 is a front, elevational view thereof;  
FIG. 8 is a rear, elevational view thereof;  
FIG. 9 is a left side, elevational view thereof; and,  
FIG. 10 is a right side, elevational view thereof.

The broken lines showing golf cleats in FIGS. 1-10, and the broken lines showing a logo in FIGS. 1-6 are for illustrative purposes only and form no part of the claimed design.

**1 Claim, 8 Drawing Sheets**

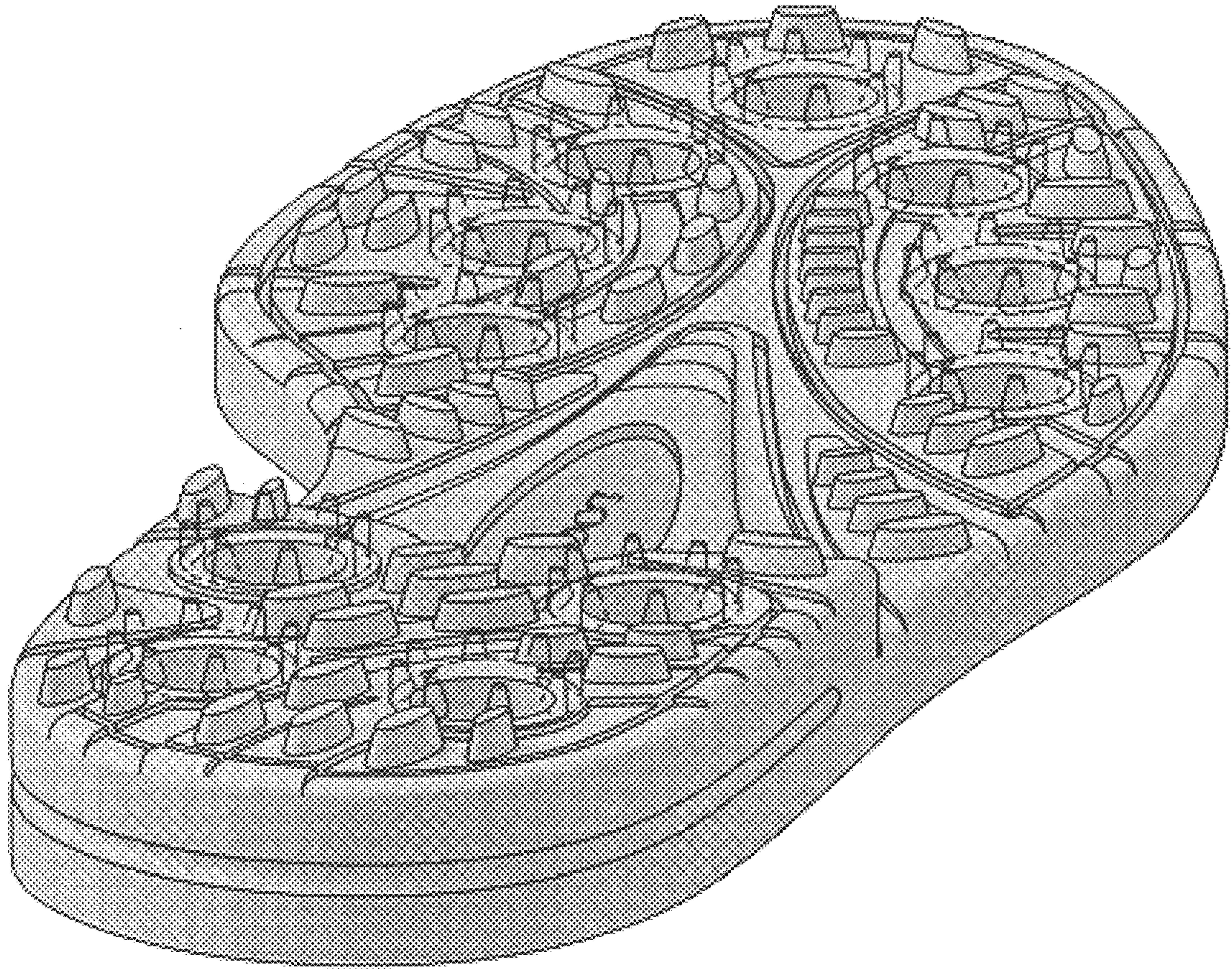




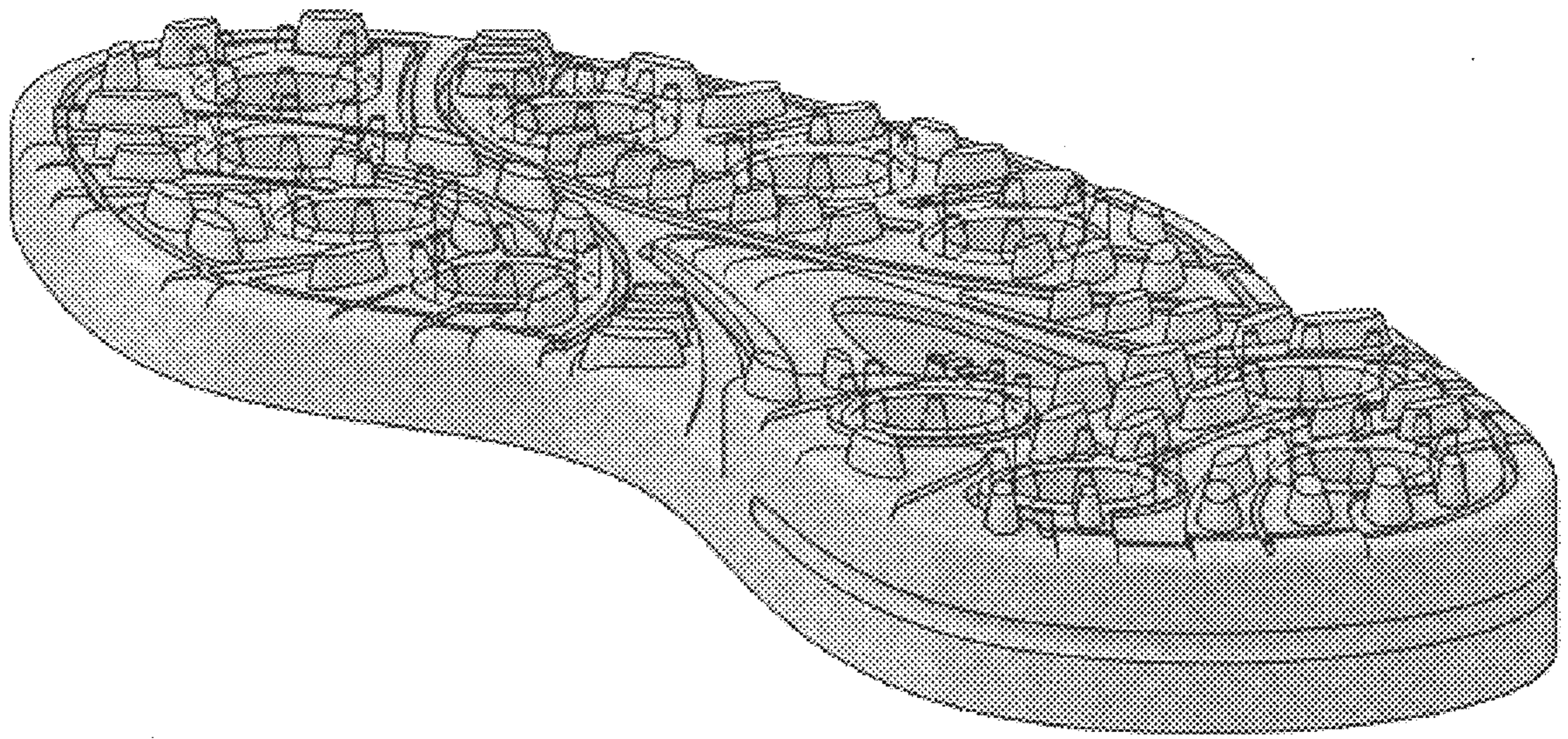
**FIG. 1**



*FIG. 2*



**FIG. 3**



**FIG. 4**

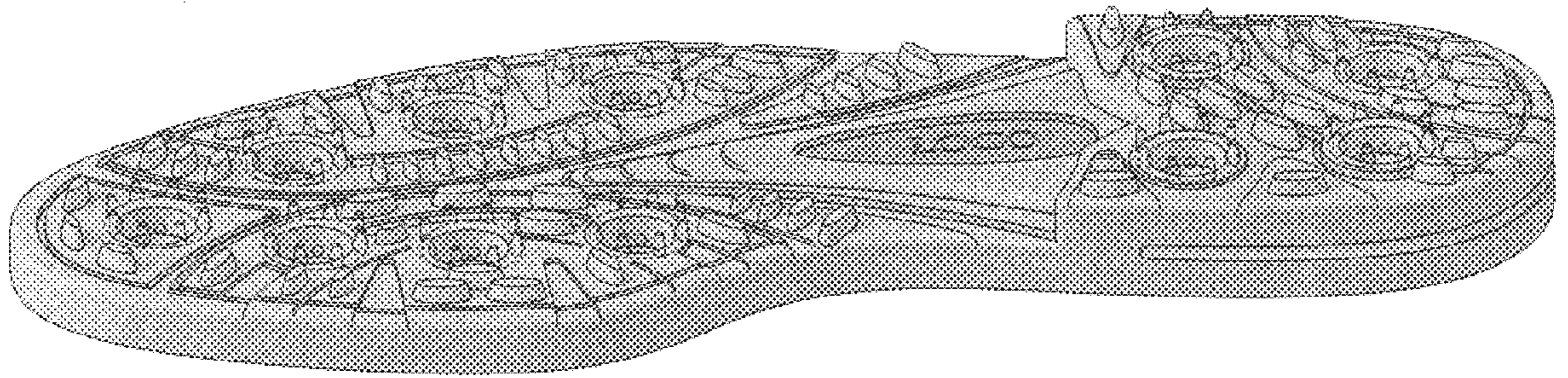
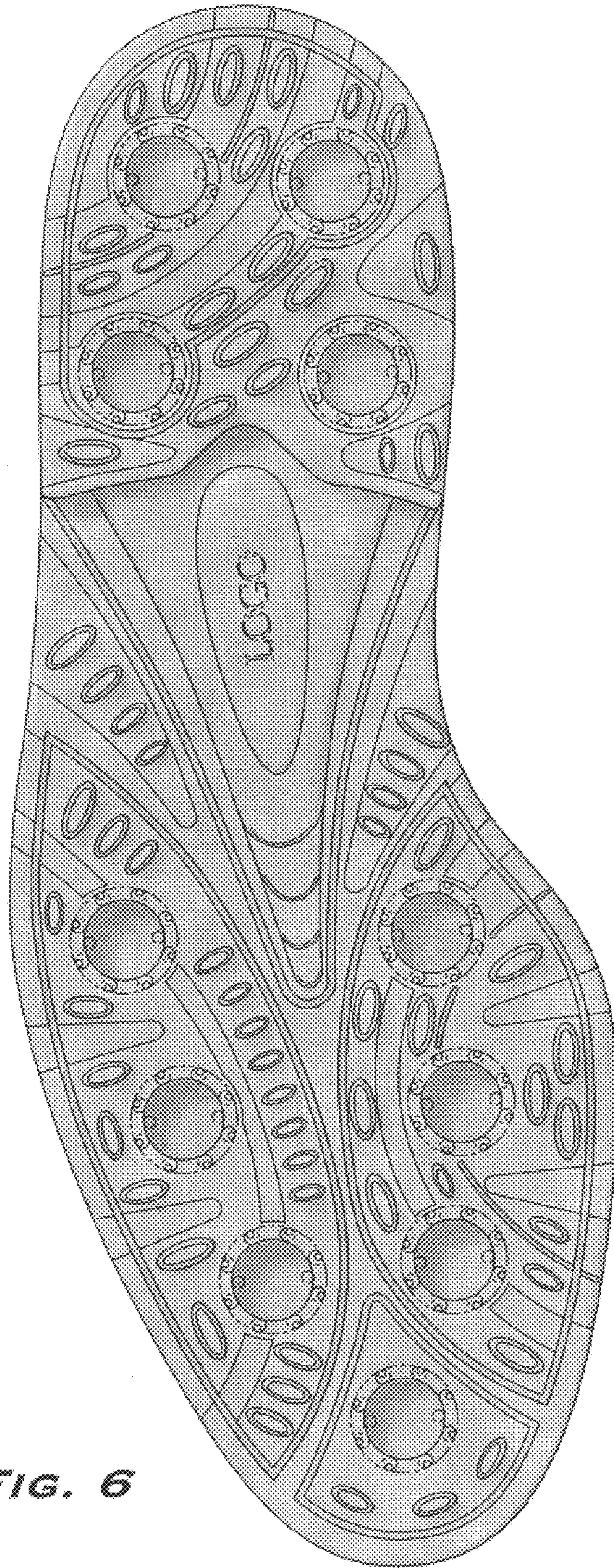
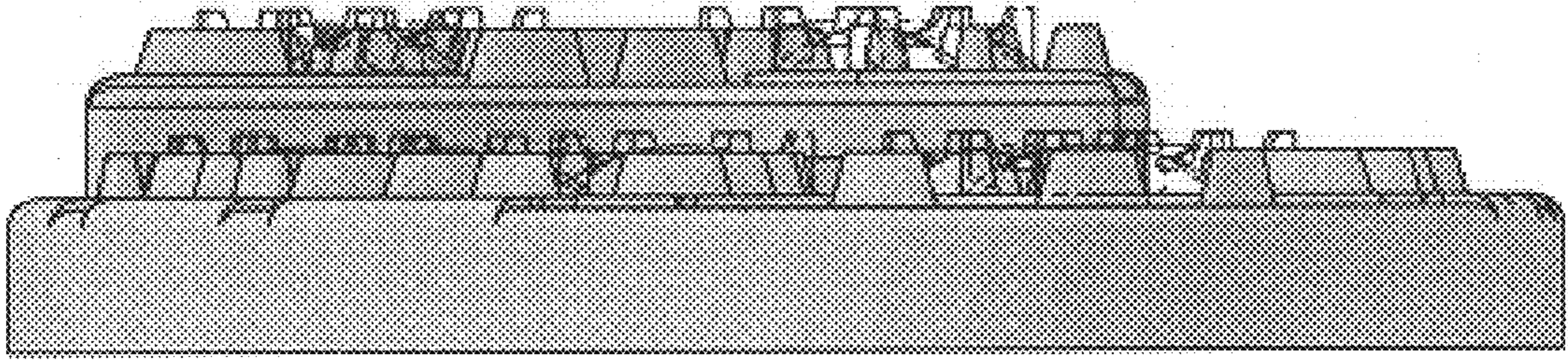


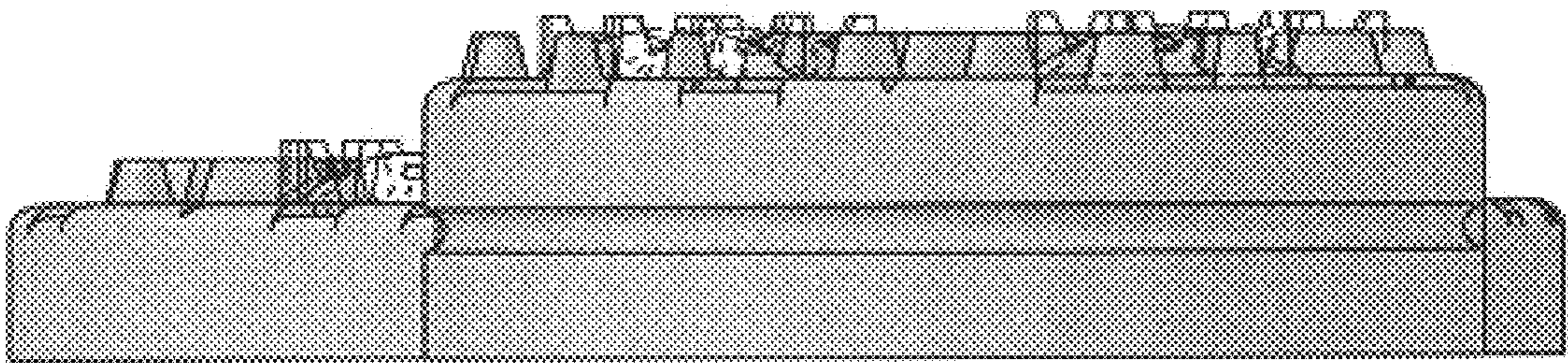
FIG. 5



**FIG. 6**



**FIG. 7**



**FIG. 8**






FIG. 9

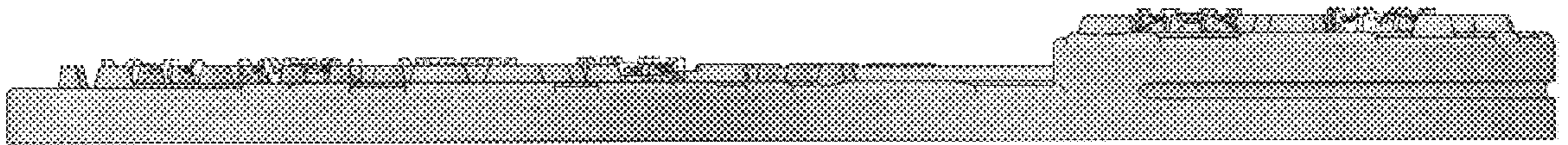


FIG. 10