



US00D411237S

United States Patent [19]

Izushima

[11] Patent Number: **Des. 411,237**

[45] Date of Patent: **** Jun. 22, 1999**

[54] **GLUE PEN**

[75] Inventor: **Hikomichi Izushima**, Kawagoe, Japan

[73] Assignee: **Kotobuki & Co., Ltd.**, Kyoto, Japan

[**] Term: **14 Years**

[21] Appl. No.: **29/094,863**

[22] Filed: **Oct. 13, 1998**

[51] **LOC (6) Cl.** **19-06**

[52] **U.S. Cl.** **D19/66; D19/51; D19/49; D19/57**

[58] **Field of Search** D19/35, 36, 41-51, D19/53-58, 66, 81-85; 401/186, 196, 202, 259, 260, 261, 262, 264, 263, 266, 176; 15/209.1

[56] **References Cited**

U.S. PATENT DOCUMENTS

- D. 309,755 8/1990 Halm D19/66
- D. 323,673 2/1992 Gomez D19/49
- D. 329,661 9/1992 Kimura D19/53
- D. 366,901 2/1996 Takahashi D19/51

- D. 392,316 3/1998 Verhaeghe D19/49
- D. 401,278 11/1998 Hu D19/43 X
- 544,452 8/1895 Young et al. 401/176
- 4,685,820 8/1987 Kremer et al. 401/260

Primary Examiner—Martie K. Holtje
Attorney, Agent, or Firm—McGinn & Gibb, P.C.

[57] **CLAIM**

The ornamental design for a glue pen, as shown and described.

DESCRIPTION

FIG. 1 is a front elevational view of a glue pen according to the present invention;
FIG. 2 is a right side elevational view of the glue pen of FIG. 1, the left side being a mirror image of the right side;
FIG. 3 is a rear elevational view of the glue pen of FIG. 1;
FIG. 4 is a top plan view of the glue pen of FIG. 1;
FIG. 5 is a bottom plan view of the glue pen of FIG. 1;
FIG. 6 is a front elevational view of the glue pen of FIG. 1, with the cap member being removed therefrom; and,
FIG. 7 is a right, front perspective view of the glue pen of FIG. 1.

1 Claim, 2 Drawing Sheets




FIG. 4




FIG. 5




FIG. 2

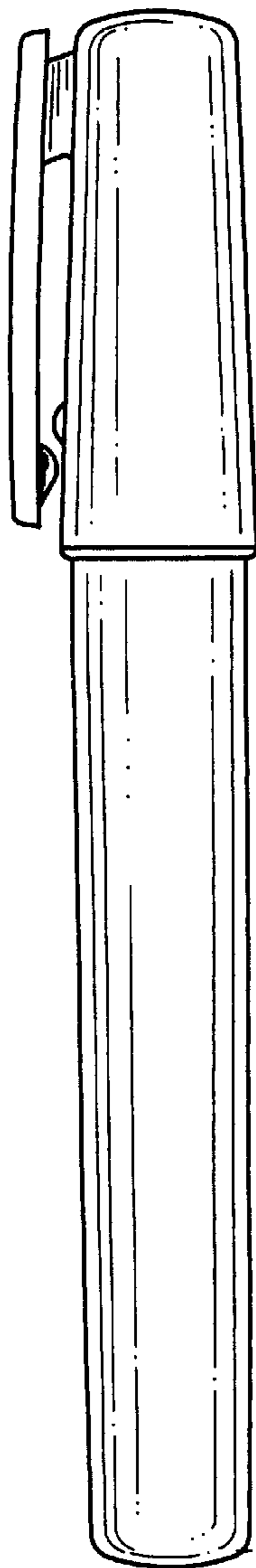


FIG. 1




FIG. 3

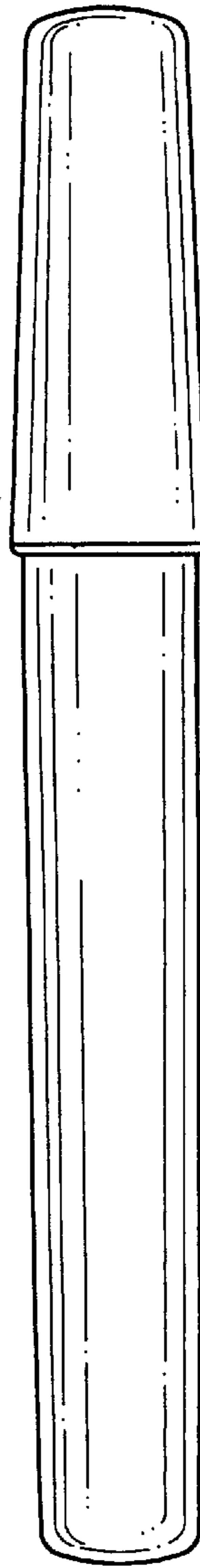


FIG. 6




FIG. 7

